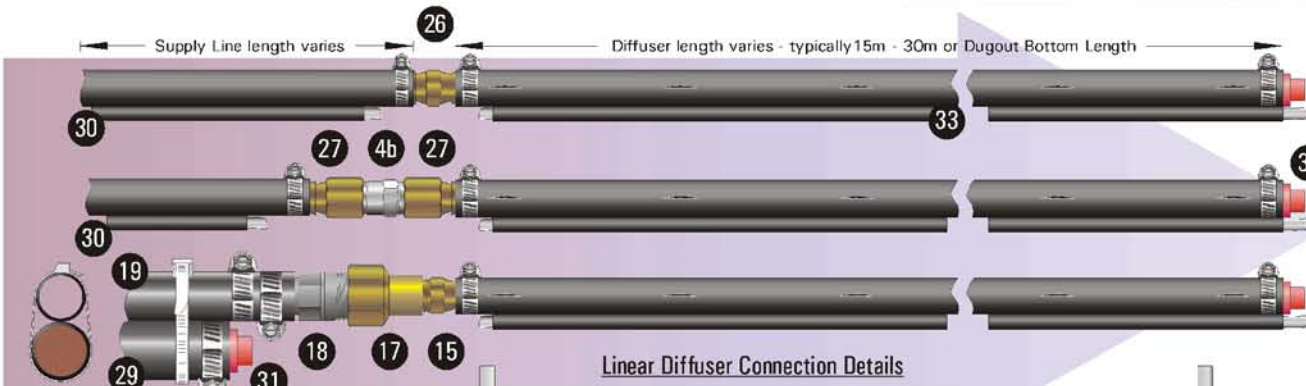



Airstone Connection Details

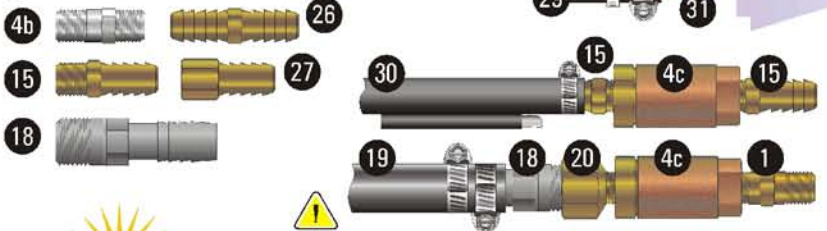
- 1 Hex Nipple 1/4" mpt x mpt
- 4b Stainless Steel 'Piston/Spring' Mechanism 1/4" mpt x mpt
- 4c Brass 'Piston/Spring' Mechanism 1/4" fpt x fpt
- 13 Coupler Male Plug (M Style) 1/4" mpt
- 14 Coupler Female Body (M Style) 1/4" fpt
- 15 Coupler - Hose Barb to Male Pipe 1/4" barb x 1/4" mpt
- 16 Rubber Air Line 1/2"
- 17 Reducing Coupling 1/4" fpt x 1/2" fpt
- 18 Coupler - Poly Insert to Male Pipe 1/2" Poly Insert x 1/2" Male Pipe
- 19 Polyethylene Pipe 1/2"
- Note that 1/2" Polyethylene pipe is not dimensionally the same as 1/2" tubing or hose. Poly 'insert' couplers are required to connect to Poly Pipe.
- 20 Reducing Adapter - 1/4" mpt x 1/2" fpt
- 26 Splicer - Hex Shoulder- 1/4" mpt x 1/4" mpt
- 27 Coupler - Hose Barb to Female Pipe 1/4" fpt x 1/2" Hose
- 28 90deg Street Elbow - 1/4" fpt x 1/4" fpt
- 29 Ballast Weighted Line - Polyethylene Pipe 3/4"
- Use silica 'Blasting Sand' or other free flowing dry sand to fill the pipe. Pipe must be full and free of air voids or the pipe will float. Length of the line must extend from the diffuser to the top of the dugout tank and be securely attached to the supply line using cable ties, clamps or other suitable method.
- 30 Polyethylene Hose (tubing) - Self Weighted - 1/2"
- 31 Plug - use plastic, brass or wood of suitable size and clamp
- 32 Airstone Diffuser - Self weighted.
- 33 Linear Diffuser - Commercial - Self Weighted - 1/2"
- 34 Rubber Membrane Diffuser - Self Weighted
- 35 Plastic 'Cable Tie' - Space every 1.0m



Linear Diffuser Connection Details



Rubber Membrane Diffuser Connection Details



Alternate Check Valve Detail

NOTE: Do not use rubber diaphragm type check valves in this location. Water and debris will collect in the supply line near the diffuser and foul the rubber diaphragm and cause a mineral buildup on the aluminum case. Use brass or stainless steel valves in this location.

Standard Aeration Diffuser Connection Details - 1

Drawn: J.H.Squires, Jan 12, 2000 PFRA DRAWING No. 265024 rev 1.00