




Grain  
Harvesting  
Operations

## Economics & Competitiveness



## PREFACE

The Custom Rate Surveys are conducted by the Survey Services Team of Statistics and Data Development Unit, Alberta Agriculture, Food and Rural Development.

The data presented in this report was obtained by contacting custom operators and dealers and thus represent actual charges. Please note that some instances may be Good Neighbour Rates as opposed to Commercial Rates. The reader should be aware that varying conditions in different areas of the province could significantly affect the rates charged from year to year.

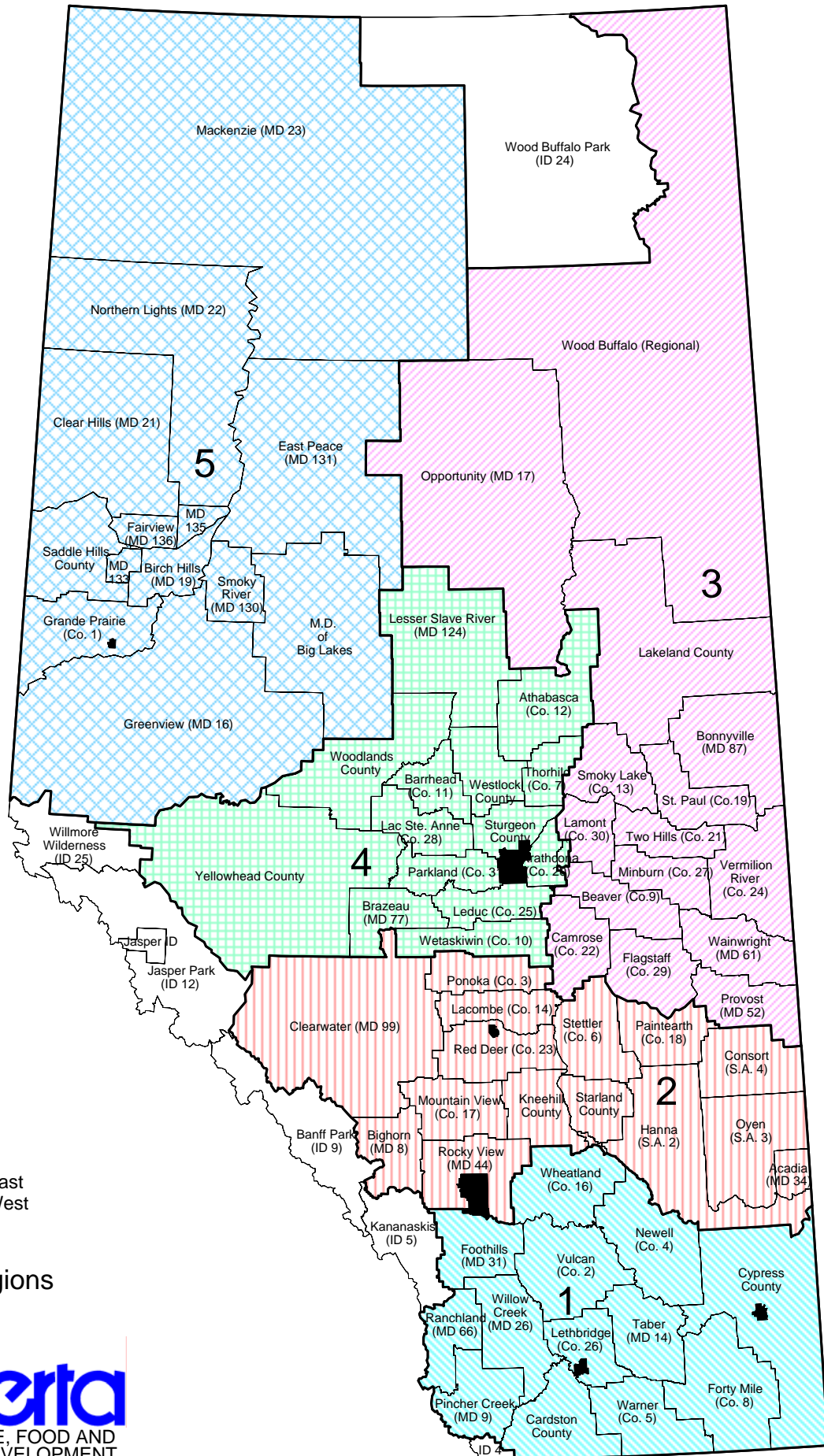
The intent of the survey is to provide producers with additional information to help with their farm management decisions. The quality of data is dependent on the cooperation received by producers as well as commercial custom operators. We would like to thank all those who willingly provided information for this report. If you are involved in any custom operations and have not been contacted, but wish to contribute, please contact us.






In addition, the assistance of Trevor Bilan, Guangzhi Liu, Gail Atkinson and Marian Elson of Alberta Agriculture, Food and Rural Development, is greatly appreciated.

Prepared by: M.C. Wenger Consulting

For: Statistics and Data Development Unit  
Alberta Agriculture, Food and Rural Development  
Phone: (780) 427-4011

Note to Users: The contents of this document may not be used or reproduced without properly accrediting the Statistics and Data Development Unit, Economics and Competitiveness Division, Alberta Agriculture, Food & Rural Development.



-  1 South
-  2 Central
-  3 North East
-  4 North West
-  5 Peace

AAFRD Regions



## Alberta Municipalities Classified by Region

### South Region\*

<u>Legal Name</u>	<u>AMC</u>	<u>Reference</u>
Cardston County	-----	M.D. No. 6
Cypress County	-----	M.D. No. 1
Foothills No. 31	MD 31	M.D. No. 31
Forty Mile County No. 8	CO 8	County No.8
Lethbridge County	-----	County No. 26
Newell County No. 4	CO 4	County No. 4
Pincher Creek No. 9	MD 9	M.D. No. 9
Ranchland No. 66	MD 66	M.D. No. 66
Taber	MD	M.D. No. 14
Vulcan County	-----	County No. 2
Warner County No. 5	CO 5	County No. 5
Wheatland County	-----	County No. 16
Willow Creek No. 26	MD 26	M.D. No. 26

### Central Region\*

<u>Legal Name</u>	<u>AMC</u>	<u>Reference</u>
Acadia No. 34	MD 34	M.D. No. 34
Bighorn No. 8	MD 8	M.D. No. 8
Calgary	-----	Calgary
Clearwater County	-----	M.D. No. 99
Kneehill County	-----	M.D. No. 48
Lacombe County	-----	County No. 14
Mountain View County	-----	County No. 17
Paintearth County No. 18	CO 18	County No. 18
Ponoka County	-----	County No. 3
Red Deer County	-----	County No. 23
Rocky View No. 44	MD 44	M.D. No. 44
Special Area No. 2	SA 2	S.A. No. 2
Special Area No. 3	SA 3	S.A. No. 3
Special Area No. 4	SA 4	S.A. No. 4
Starland County	-----	M.D. No. 47
Stettler County No. 6	CO 6	County No. 6

### North East Region\*

<u>Legal Name</u>	<u>AMC</u>	<u>Reference</u>
Beaver County	-----	County No. 9
Bonnyville No. 87	MD 87	M.D. No. 87
Camrose County No. 22	CO 22	County No. 22
Flagstaff County	-----	County No. 29
Lakeland County	-----	M.D. No. 87
Lamont County	-----	County No. 30
Minburn County No. 27	CO 27	County No. 27
Opportunity No. 17	MD 17	M.D. No. 17
Provost No. 52	MD 52	M.D. No. 52
Smoky Lake County	-----	County No. 13
St. Paul County No. 19	CO 19	County No. 19
Two Hills County No. 21	CO 21	County No. 21
Vermilion River County No. 24	CO 24	County No. 24
Wainwright No. 61	MD 61	M.D. No. 61

### North West Region\*

<u>Legal Name</u>	<u>AMC</u>	<u>Reference</u>
Athabasca County No. 12	CO 12	County No. 12
Barrhead County No. 11	CO 11	County No. 11
Brazeau No. 77	MD 77	M.D. No. 77
Edmonton	-----	Edmonton
Lac Ste. Anne County	-----	County No. 28
Leduc County	-----	County No. 25
Lesser Slave River No. 124	MD 124	M.D. No. 124
Parkland County	-----	County No. 31
Strathcona County	-----	County No. 20
Sturgeon County	-----	M.D. No. 90
Thorhild County No. 7	CO 7	County No. 7
Westlock County	-----	M.D. No. 92
Wetaskiwin County No. 10	CO 10	County No. 10
Woodlands County	-----	M.D. No. 15
Yellowhead County	-----	M.D. No. 94

### Peace Region\*

<u>Legal Name</u>	<u>AMC</u>	<u>Reference</u>
Big Lakes	MD	M.D. BGL
Birch Hills County	-----	M.D. No. 19
Clear Hills No. 21	MD 21	M.D. No. 21
East Peace No. 131	MD 131	M.D. No. 131
Fairview No. 136	MD 136	M.D. No. 136
Greenview No. 16	MD 16	M.D. No. 16
Grande Prairie County No. 1	CO 1	County No. 1
Mackenzie No. 23	MD 23	M.D. No. 23
Northern Lights No. 22	MD 22	M.D. No. 22
Peace No. 135	MD 135	M.D. No. 135
Saddle Hills County	-----	M.D. No. 20
Smoky River No. 130	MD 130	M.D. No. 130
Spirit River No. 133	MD 133	M.D. No 133

AMC – Abbreviated Municipality Code  
Reference – Prior Legal Name

\* AAFRD Regional boundaries no longer exist; however, these have been maintained to facilitate historical comparisons.



Statistics and Data  
Development Unit

## GRAIN DRYING, CLEANING & VACUUMING 2005



Region	County	Custom Charge	Operation	Equipment	Notes
1	Lethbridge	\$0.02/bushel /month	Grain Bin Rental	Grain bins of various capacities (e.g. 2,000 bushel capacity grain bin for 6 months = \$0.02/bushel x 2,000 bushel capacity x 6 months = \$240.00)	Minimum charge ~\$0.10/bushel of bin capacity or 5 months rental
1	Lethbridge	\$0.06/bushel	Vacuuming	John Deere 4250 fwa 130hp tractor, Walinga 610 Special grain vacuum	Vacuuming the bottoms of grain bins or quonsets
1	Vulcan	\$195.00/day Rental	Vacuuming	Grain Vacuum 5005 grain vacuum	Rental only; or \$125.00/half day
2	Red Deer	\$0.40/bushel	Cleaning	Carter Day 22SJ indent machine, Delta 114 winnower (wind and screen machine)	Serves 15-20 mile radius; cleans ~190 bushels/hour
2	Stettler Co 6	\$0.40-0.50/bushel	Cleaning	Small line seed cleaning equipment	Cleans from 150-250 bushels/hour
2	Stettler Co 6	\$0.40-0.50/bushel	Cleaning	Big line grain cleaning equipment	Cleans from 200-700 bushels/hour
3	Flagstaff	\$0.40/bushel	Cleaning	Mobile grain cleaning unit	Mobile unit; cleans to seed cleaning standards; cleans ~400 bushels/hour
3	Lakeland	\$75.00/Super B trailer load	Vacuuming	Rem high capacity grain vacuum	Vacuums ~6,000 bushels/hour
4	Leduc	\$90.00/hour	Drying	Vertec 6800 electric motor, natural gas fuelled, continuous grain dryer	
4	Sturgeon	\$12.00-20.00/tonne	Drying	White 4150 4wd 170hp tractor, Baylen propane powered (1,000 gallon tank) batch grain dryer with 500 bushel capacity	Rental of tractor and dryer; rate based on dry weight and varies according to moisture content
<p><b>Regions:</b> S - South C - Central NE - North East NW - North West P - Peace <b>Notes:</b> Fuel costs included, unless otherwise stated</p> <p><b>Equipment:</b> fwa - front wheel assist hp - horsepower Pt - pull-type Sp - self-propelled</p>					

# GRAIN SWATHING 2005



Region	County	Custom Charge	Equipment	Notes
1	Foothills MD 31	\$7.00/acre	John Deere 7820 tractor, Massey Ferguson swather with 30' header	~10-12 acres/hour
1	Foothills MD 31	\$15.00/acre	Sp MacDon Westward swather with 25' header	~20-25 acres/hour
1	Foothills MD 31	\$90.00/hour	Sp International Harvester 8820 swather with 25' header	
1	Forty Mile Co 8	\$12.00/acre	Sp MacDon Westward swather with 25' header	Oilseeds; ~13 acres/hour
1	Lethbridge	\$7.50/acre	Sp MacDon 9350 swather with 25' header	Grain; plus 8% surcharge for fuel costs; ~10-15 acres/hour
1	Lethbridge	\$8.00/acre	Sp MacDon swather with 25' header	Cereals; ~15 acres/hour
1	Lethbridge	\$9.00/acre	Sp Massey Ferguson 220 swather with 26.5' draper header	Grains
1	Lethbridge	\$10.00/acre	Sp MacDon 9350 swather with 25' header	Canola; plus 8% surcharge for fuel costs; 8-12 acres/hour
1	Vulcan	\$10.00/acre	Sp MacDon 2950 swather with 30' and 25' headers	
2	Kneehill	\$7.00/acre	Sp MacDon 972 swather with 30' header	Rental only; fuel and operator not included
2	Kneehill	\$9.00/acre	Sp MacDon 972 swather with 30' header	
<p><b>Regions:</b> S - South C - Central NE - North East NW - North West P - Peace</p> <p><b>Equipment:</b> fwa - front wheel assist hp - horsepower Pt - pull-type Sp - self-propelled <b>Notes:</b> km - kilometre</p>				

# GRAIN SWATHING 2005



Region	County	Custom Charge	Equipment	Notes
2	Kneehill	\$10.00/acre	Sp Hesston swather with 21' header and pickup reel	Canola
2	Lacombe	\$7.00/acre	Sp MacDon 972 swather with 30' header	Rental only; fuel and operator not included
2	Lacombe	\$9.00/acre	Sp MacDon 972 swather with 30' header	
2	Lacombe	\$10.00/acre	Sp MacDon Premier 2950 swather with 25' header	
2	Mountain View	\$7.00/acre	Sp MacDon 972 swather with 30' header	Rental only; fuel and operator not included
2	Mountain View	\$9.00/acre	Sp MacDon 972 swather with 30' header	
2	Mountain View	\$10.00/acre	Sp Hesston 8100 swather with 21' header	~25 acres/hour
2	Paintearth Co 18	\$8.00/acre or \$80.00/hour	Sp MacDon swather with 30' double swath header	30' single swath or 60' double swath
2	Ponoka	\$8.50/acre	Sp swather with 12' or 14' header	
2	Ponoka	\$10.00/acre	Sp Premier 2930 swather with 25' header	Grains, oilseeds; ~ 7.5 acres/hour
2	Ponoka	\$85.00/hour	Sp Premier 2930 swather with 25' header	Grains, oilseeds; ~ 7.5 acres/hour
<b>Regions:</b> S - South C - Central NE - North East NW - North West P - Peace <b>Equipment:</b> fwa - front wheel assist hp - horsepower Pt - pull-type Sp - self-propelled <b>Notes:</b> km - kilometre				

# GRAIN SWATHING 2005



Region	County	Custom Charge	Equipment	Notes
2	Red Deer	\$7.00/acre	Sp MacDon 972 swather with 30' header	Rental only; fuel and operator not included
2	Red Deer	\$9.00/acre	Sp MacDon 972 swather with 30' header	
2	Special Area No. 4	\$8.00/acre or \$80.00/hour	Sp MacDon swather with 30' double swath header	30' single swath or 60' double swath
3	Beaver	\$10.00/acre	Sp MacDon Premier 2950 swather with 25' header	
3	Lamont	\$7.00-7.50/acre	Sp Versatile 4750 swather with 25' header	~15-20 acres/hour; depending on crop
3	Lamont	\$8.50/acre	Sp Hesston 8450 swather with 25' header	
3	Minburn Co 27	\$7.00-7.50/acre	Sp Versatile 4750 swather with 25' header	~15-20 acres/hour; depending on crop
3	St. Paul Co 19	\$10.50/acre	John Deere 4450 2wd 140hp tractor, MacDon 1920 swather with 25' header	
3	Two Hills Co 21	\$7.00-7.50/acre	Sp Versatile 4750 swather with 25' header	~15-20 acres/hour; depending on crop
4	Athabasca Co 12	\$85.00/hour or \$8.50/acre	Sp Case-IH swather with 21' double swath header	
4	Barrhead Co 11	\$8.00-9.00/acre	Sp New Holland swather with 21' draper header	
<p><b>Regions:</b> S - South C - Central NE - North East NW - North West P - Peace</p> <p><b>Equipment:</b> fwa - front wheel assist hp - horsepower Pt - pull-type Sp - self-propelled <b>Notes:</b> km - kilometre</p>				



# GRAIN SWATHING 2005



Region	County	Custom Charge	Equipment	Notes
4	Barrhead Co 11	\$10.00/acre	Sp New Holland swather with 21' triple delivery header	
4	Barrhead Co 11	\$10.00/acre	Sp Premier 9350 swather with 25' header	Canola; ~10 acres/hour
4	Barrhead Co 11	\$65.00/hour	Sp International Harvester 5000 swather with 16.5' header	Grains
4	Lac Ste. Anne	\$10.00/acre	Sp Massey Ferguson 220 XL swather with 22' header	Cereals, oilseeds
4	Lac Ste. Anne	\$50.00/hour	Sp New Holland 1090 swather with 16' header	Cereals
4	Leduc	\$8.00/acre	Sp MacDon swather with 25' header	Cereals, canola
4	Leduc	\$10.00/acre	Sp MacDon Premier 2950 swather with 25' header	
4	Leduc	\$10.00/acre	Sp Premier 2930 swather with 25' header	Grains, oilseeds; ~ 7.5 acres/hour
4	Leduc	\$14.00/acre	Sp New Holland HW320 swather with 21' draper header with centre delivery roto shears	Cereals, oilseeds
4	Leduc	\$85.00/hour	Sp Premier 2930 swather with 25' header	Grains, oilseeds; ~ 7.5 acres/hour
4	Parkland	\$75.00/hour	Sp Versatile 4750 with 18' header	
<p><b>Regions:</b> S - South C - Central NE - North East NW - North West P - Peace</p> <p><b>Equipment:</b> fwa - front wheel assist hp - horsepower Pt - pull-type Sp - self-propelled <b>Notes:</b> km - kilometre</p>				

# GRAIN SWATHING 2005



Region	County	Custom Charge	Equipment	Notes
4	Parkland	\$100.00/hour	Sp Hesston swather with 25' draper header	Grains, canola; ~11-14 acres/hour
4	Strathcona	\$9.00/acre	Sp Case 8820 swather with 21' header	Cereals, oilseeds
4	Strathcona	\$10.00/acre	Sp MacDon Premier 2950 swather with 25' header	
4	Strathcona	\$11.00/acre	Sp Case 8820 swather with 21' header	Cereals, oilseeds; lodged crop
4	Sturgeon	\$10.00/acre	Sp Massey Ferguson 220 XL swather with 22' header	Cereals, oilseeds
4	Westlock	\$9.00-10.00/acre	Sp Prairie Star swather with 25' double swath header	~12 acres/hour
4	Westlock	\$65.00/hour	Sp International Harvester 5000 swather with 16.5' header	Grains
4	Wetaskiwin Co 10	\$10.00/acre	Sp MacDon Premier 2950 swather with 25' header	
4	Wetaskiwin Co 10	\$10.00/acre	Sp Premier 2930 swather with 25' header	Grains, oilseeds; ~ 7.5 acres/hour
4	Wetaskiwin Co 10	\$12.00/acre	Sp Premier 2940 swather with 30' header	Cereals, canola; ~10-15 acres/hour
4	Wetaskiwin Co 10	\$85.00/hour	Sp Premier 2930 swather with 25' header	Grains, oilseeds; ~ 7.5 acres/hour
<b>Regions:</b> S - South C - Central NE - North East NW - North West P - Peace <b>Equipment:</b> fwa - front wheel assist hp - horsepower Pt - pull-type Sp - self-propelled <b>Notes:</b> km - kilometre				

# GRAIN SWATHING 2005



Region	County	Custom Charge	Equipment	Notes
5	Clear Hills MD 21	\$10.00/acre	Ford 9030 4wd bi-directional tractor, Versatile 4022 swather with 22' header	~15 acres/hour
5	Northern Lights MD 22	\$10.00/acre	Sp Case-I H 8825 swather with 25' header and pickup reels	Cereals, oilseeds
5	Peace MD 135	\$10.00/acre	Ford 9030 4wd bi-directional tractor, Versatile 4022 swather with 22' header	~15 acres/hour
5	Peace MD 135	\$10.00/acre	Sp Case-I H 8825 swather with 25' header and pickup reels	Cereals, oilseeds
5	Spirit River MD 133	\$9.00/acre	Sp MacDon 105-115hp diesel swather with 25' header	Cereals
5	Spirit River MD 133	\$100.00/hour	Sp MacDon 105-115hp diesel swather with 25' header	Cereals
<p><b>Regions:</b> S - South C - Central NE - North East NW - North West P - Peace</p> <p><b>Equipment:</b> fwa - front wheel assist hp - horsepower Pt - pull-type Sp - self-propelled <b>Notes:</b> km - kilometre</p>				

# GRAIN COMBINING 2005



Region	County	Custom Charge	Equipment	Notes
1	Foothills MD 31	\$20.00/acre	Sp rot Case-IH 2388 combine	~13-14 acres/hour
1	Forty Mile Co 8	\$12.00/acre plus fuel	Sp rot Case-IH 2388 combine	Plus fuel
1	Lethbridge	\$26.00/acre	Sp con Massey Ferguson 860 combine	Plus 8% surcharge for fuel costs; dryland; ~7-10 acres/hour
1	Lethbridge	\$30.00/acre	Sp con Massey Ferguson 860 combine	Plus 8% surcharge for fuel costs; irrigated; 6-8 acres/hour
1	Taber MD	\$16.00/acre	Sp rot New Holland TR85 combine	Wheat, barley
1	Taber MD	\$20.00/acre plus fuel	Sp rot Internation Harvester 8850 combine with 14' pickup header	Plus fuel
1	Vulcan	\$160.00/hour	Sp con John Deere 9600 combine	
1	Willow Creek MD 26	\$16.00/acre	Sp con Massey Ferguson 860 combine	Rate charged depends on yield; ~5 acres/hour
2	Kneehill	\$250.00/header hour	Sp rot John Deere 9860 STS combine with precision pickup header	Run at engine power limit; ~10-15 acres/hour
2	Kneehill	\$250.00/header hour	Sp rot John Deere 9860 STS combine with MacDon 972 double knife drive 30' straight cut header	Run at engine power limit; straight combining; ~10-15 acres/hour
2	Mountain View	\$200.00/hour	Sp con John Deere 9600 combine with 30' straight cut header	Straight combining wheat, barley, canola
<b>Region:</b> S - South C - Central NE - North East NW - North West P - Peace <b>Equipment:</b> Sp - self-propelled Pt - pull-type con - conventional rot - rotary				

# GRAIN COMBINING 2005



Region	County	Custom Charge	Equipment	Notes
2	Paintearth Co 18	\$225.00/hour	Sp con John Deere 9600 or 9610 combine	
2	Ponoka	\$115.00/engine hour plus fuel	Sp con/rot John Deere CTS combine with 30' straight cut header or 12' pickup header	Plus fuel
2	Red Deer	\$22.00/acre	Sp rot New Holland TR98 combine with 25' straight cut header	Straight combining cereals
2	Red Deer	\$100.00/hour	Sp con Massey Ferguson 750 combine	Oats, barley; good neighbor rate
2	Special Area No. 4	\$225.00/hour	Sp con John Deere 9600 or 9610 combine	
3	Camrose Co 22	\$20.00/acre	Sp rot New Holland TR96 combine	~8 acres/hour
3	Lamont	\$20.00/acre	Sp rot New Holland TR96 combine	~8 acres/hour
3	Lamont	\$25.00/acre	Sp con Massey Ferguson 8460 combine	
3	Minburn Co 27	\$18.00/acre	Sp con New Holland TX66 combine	~10 acres/hour
3	Minburn Co 27	\$20.00/acre	Sp rot New Holland TR96 combine	~8 acres/hour
3	Two Hills Co 21	\$20.00/acre	Sp rot New Holland TR96 combine	~8 acres/hour
<b>Region:</b> S - South C - Central NE - North East NW - North West P - Peace <b>Equipment:</b> Sp - self-propelled Pt - pull-type con - conventional rot - rotary				

# GRAIN COMBINING 2005



Region	County	Custom Charge	Equipment	Notes
3	Vermilion River Co 24	\$20.00/acre	Sp con Case-I H combine with Redekop chaff management system (zero till)	Plus \$2.00/acre for collecting chaff piles and \$3.00/acre for hauling grain up to 2 miles to bin
3	Wainwright MD 61	\$18.00/acre plus fuel	Sp rot Case-I H 2388 combine	Plus fuel
4	Athabasca Co 12	\$18.00/acre	Sp rot Case-I H 2388 combine with pickup reel	Cereals, canola; 8-10 acres/hour
4	Athabasca Co 12	\$20.00-25.00/acre	Sp con John Deere 9600 or 9610 combine	Straight combining grains, canola
4	Athabasca Co 12	\$24.00/acre	Sp rot Case-I H 2388 combine with straight cut header	Straight combining cereals, canola
4	Athabasca Co 12	\$100.00/hour	Sp con John Deere 8820 combine	Grains, oilseeds
4	Athabasca Co 12	\$140.00/hour plus farmer supplies fuel	Sp con John Deere 9610 combine	Farmer supplies fuel; straight combining grains, canola
4	Athabasca Co 12	\$170.00/hour	Sp con John Deere 9610 combine	Straight combining grains, canola
4	Barrhead Co 11	\$150.00/hour	Sp rot New Holland TR95 combine	
4	Barrhead Co 11	\$175.00/hour	Sp con John Deere 9450 combine	~8-10 acres/hour
4	Barrhead Co 11	\$175.00/hour plus fuel	Sp con John Deere 9760 combine	Cereals, oilseeds; ~15 acres/hour
<b>Region:</b> S - South C - Central NE - North East NW - North West P - Peace <b>Equipment:</b> Sp - self-propelled Pt - pull-type con - conventional rot - rotary				

# GRAIN COMBINING 2005



Region	County	Custom Charge	Equipment	Notes
4	Lac Ste. Anne	\$90.00/hour	Sp con Allis Chalmers L3 Gleaner	Cereals
4	Lac Ste. Anne	\$100.00/hour plus fuel	Sp con John Deere 9500 combine	Plus fuel
4	Leduc	\$100.00/hour plus fuel	Sp con John Deere 9500 combine	Plus fuel
4	Leduc	\$115.00/engine hour plus fuel	Sp con/rot John Deere CTS combine with 30' straight cut header or 12' pickup header	Plus fuel
4	Parkland	\$100.00/hour plus fuel	Sp con John Deere 9500 combine	Plus fuel
4	Parkland	\$175.00/hour	Sp con John Deere 9600 combine	Canola; ~8-10 acres/hour
4	Strathcona	\$100.00/hour plus fuel	Sp con John Deere 9500 combine	Plus fuel
4	Strathcona	\$120.00/hour	Sp con John Deere 9650 combine with 22' straight cut header	Straight combining
4	Sturgeon	\$100.00/hour plus fuel	Sp con John Deere 9500 combine	Plus fuel
4	Westlock	\$150.00/hour	Sp rot New Holland TR95 combine	
4	Westlock	\$160.00/hour	Sp con Massey Ferguson 8460 combine	~7-8 acres/hour
<b>Region:</b> S - South C - Central NE - North East NW - North West P - Peace <b>Equipment:</b> Sp - self-propelled Pt - pull-type con - conventional rot - rotary				

# GRAIN COMBINING 2005



Region	County	Custom Charge	Equipment	Notes
4	Westlock	\$175.00/hour plus fuel	Sp con John Deere 9760 combine	Plus fuel; cereals, oilseeds; ~15 acres/hour
4	Wetaskiwin Co 10	\$115.00/engine hour plus fuel	Sp con/rot John Deere CTS combine with 30' straight cut header or 12' pickup header	Plus fuel
4	Wetaskiwin Co 10	\$230.00/hour	Sp rot New Holland CR970 combine	
5	Birch Hills	\$95.00/hour plus fuel	Sp rot New Holland TR95 combine	Plus fuel
5	Birch Hills	\$100.00/hour plus fuel	Sp rot New Holland TR96 combine	Plus fuel
5	Spirit River MD 133	\$95.00/hour plus fuel	Sp rot New Holland TR95 combine	Plus fuel
5	Spirit River MD 133	\$100.00/hour plus fuel	Sp rot New Holland TR96 combine	Plus fuel
<b>Region:</b> S - South C - Central NE - North East NW - North West P - Peace <b>Equipment:</b> Sp - self-propelled Pt - pull-type con - conventional rot - rotary				



## GRAIN COMBINING AND HAULING TO BIN 2005



Region	County	Custom Charge	Equipment	Notes
1	Foothills MD 31	\$20.00/acre	Sp con John Deere 9600 combine; tandem truck	Hauling up to 1 mile; combining at ~10 acres/hour
1	Foothills MD 31	\$23.00/acre	Sp rot Case-IH 2388 combine, tandem truck	Combining at ~13-14 acres/hour
1	Foothills MD 31	\$25.00/acre	Sp rot New Holland TR98 combine, 1 single axle truck, 1 tandem truck	Hauling up to 0.5 mile to bin
1	Forty Mile Co 8	\$19.00/acre plus fuel to \$25.00/acre including fuel	Sp con combine, semi-trailer holds 42-43 tonne	Dryland; combining at 14.5 acres/hour; hauling to bin
1	Forty Mile Co 8	\$27.00/acre plus fuel to \$32.00/acre including fuel	Sp con combine, semi-trailer holds 42-43 tonne	Irrigated; combining at ~6-8 acres/hour; hauling to bin
1	Lethbridge	\$19.00/acre plus fuel to \$25.00/acre including fuel	Sp con combine, semi-trailer holds 42-43 tonne	Dryland; combining at 14.5 acres/hour; hauling to bin
1	Lethbridge	\$21.00/acre	John Deere 4650 175hp tractor, Pt rot International Harvester 1482 combine or Sp rot Case-IH 2188 combine; tandem truck holds 14 tonne, auger at bin	Grains; hauling up to 2 miles to bin; over 2 miles add tandem trucks at \$55.00/hour, as required
1	Lethbridge	\$25.00/acre	Sp rot John Deere 9760 combine; Super B trailer holds 42 tonne	Hauling up to 3-4 miles to bin
1	Lethbridge	\$27.00/acre	Sp con Massey Ferguson 860 combine, tandem freightliner holds 16 tonne	Plus 8% surcharge for fuel costs; dryland; hauling up to 3 miles to bin on field or in yard; combining at ~7-10 acres/hour
<p><b>Region:</b> S - South C - Central NE - North East NW - North West P - Peace</p> <p><b>Equipment:</b> fwa - front wheel assist hp - horsepower Pt - pull-type Sp - self-propelled con - conventional rot - rotary lmi - loaded mile</p>				

# GRAIN COMBINING AND HAULING TO BIN 2005



Region	County	Custom Charge	Equipment	Notes
1	Lethbridge	\$27.00/acre plus fuel to \$32.00/acre including fuel	Sp con combine, semi-trailer holds 42-43 tonne	Irrigated; combining at ~6-8 acres/hour; hauling to bin
1	Lethbridge	\$28.00/acre	Sp con John Deere 9650 combine; tandem truck	Irrigated; cereals, oilseeds or pulses; hauling up to 2 miles to bin
1	Lethbridge	\$31.00/acre	Sp con Massey Ferguson 860 combine, tandem freightliner holds 16 tonne	Plus 8% surcharge for fuel costs; irrigated; hauling up to 3 miles to bin on field or in yard; combining at ~6-8 acres/hour
1	Newell Co 4	\$25.00/acre	Sp rot John Deere 9760 combine; Super B trailer holds 42 tonne	Hauling up to 3-4 miles to bin
1	Taber MD	\$19.00/acre plus fuel to \$25.00/acre including fuel	Sp con combine, semi-trailer holds 42-43 tonne	Dryland; combining at 14.5 acres/hour; hauling to bin
1	Taber MD	\$27.00/acre plus fuel to \$32.00/acre including fuel	Sp con combine, semi-trailer holds 42-43 tonne	Irrigated; combining at ~6-8 acres/hour; hauling to bin
1	Taber MD	\$28.00/acre	Sp con John Deere 9650 combine; tandem truck	Irrigated; cereals, oilseeds or pulses; hauling up to 2 miles to bin
1	Wheatland	\$30.00/acre	2 Sp con John Deere 9600 combines, tandem truck & 5 axle semi-trailer hold 1300 bushels (26 tonne)	Dryland; hauling up to 5 miles to bin
1	Wheatland	\$37.50/acre	2 Sp con John Deere 9600 combines, tandem truck & 5 axle semi-trailer hold 1300 bushels (26 tonne)	Irrigated, hauling up to 5 miles to bin
<b>Region:</b> S - South C - Central NE - North East NW - North West P - Peace				
<b>Equipment:</b> fwa - front wheel assist hp - horsepower Pt - pull-type Sp - self-propelled con - conventional rot - rotary lmi - loaded mile				

# GRAIN COMBINING AND HAULING TO BIN 2005



Region	County	Custom Charge	Equipment	Notes
1	Willow Creek MD 26	\$18.00/acre	Sp con John Deere 9600 or 8820 combine, tandem truck	Hauling up to 2 miles to bin; combining at ~12-15 acres/hour
2	Mountain View	\$20.00/acre	Sp con John Deere 7720 Titan II combine, single axle truck holds 300 bushels, grain auger	Hauling up to 3 miles to bin
2	Mountain View	\$25.00/acre	Sp con John Deere 9600 combine, single axle truck holds 3 tonne	Hauling to bin on field
2	Mountain View	\$30.00/acre	2 Sp con John Deere 9600 combines, tandem truck & 5 axle semi-trailer hold 1300 bushels (26 tonne)	Dryland; hauling up to 5 miles to bin
2	Mountain View	\$37.50/acre	2 Sp con John Deere 9600 combines, tandem truck & 5 axle semi-trailer hold 1300 bushels (26 tonne)	Irrigated, hauling up to 5 miles to bin
2	Paintearth Co 18	\$30.00/acre	2 Sp con John Deere 9600 combines, tandem truck & 5 axle semi-trailer hold 1300 bushels (26 tonne)	Dryland; hauling up to 5 miles to bin
2	Paintearth Co 18	\$37.50/acre	2 Sp con John Deere 9600 combines, tandem truck & 5 axle semi-trailer hold 1300 bushels (26 tonne)	Irrigated, hauling up to 5 miles to bin
2	Paintearth Co 18	\$270.00/hour	Sp con John Deere 9600 or 9610 combine; tandem truck holds 10-12 tonne	Hauling up to 3-4 miles to bin; plus additional tandem trucks at \$60.00/hour as required over 3-4 miles
2	Red Deer	\$175.00/hour	Sp con John Deere 9600 combine; tandem truck holds 650-700 bushel	Grains & oilseeds; short hauls under 10 km to bin
2	Rocky View MD 44	\$30.00/acre	2 Sp con John Deere 9600 combines, tandem truck & 5 axle semi-trailer hold 1300 bushels (26 tonne)	Dryland; hauling up to 5 miles to bin
<b>Region:</b> S - South C - Central NE - North East NW - North West P - Peace				
<b>Equipment:</b> fwa - front wheel assist hp - horsepower Pt - pull-type Sp - self-propelled con - conventional rot - rotary lmi - loaded mile				

## GRAIN COMBINING AND HAULING TO BIN 2005



Region	County	Custom Charge	Equipment	Notes
2	Rocky View MD 44	\$37.50/acre	2 Sp con John Deere 9600 combines, tandem truck & 5 axle semi-trailer hold 1300 bushels (26 tonne)	Irrigated, hauling up to 5 miles to bin
2	Special Area No. 4	\$270.00/hour	Sp con John Deere 9600 or 9610 combine; tandem truck holds 10-12 tonne	Hauling up to 3-4 miles to bin; plus additional tandem trucks at \$60.00/hour as required over 3-4 miles
3	Camrose Co 22	\$20.00/acre plus \$0.10-0.12/bushel	Sp rot New Holland TR96 combine, A-Train tractor trailer holds 35-40 tonne	Hauling to bin
3	Lamont	\$20.00/acre plus \$0.10-0.12/bushel	Sp rot New Holland TR96 combine, A-Train tractor trailer holds 35-40 tonne	Hauling to bin
3	Minburn Co 27	\$20.00/acre plus \$0.10-0.12/bushel	Sp rot New Holland TR96 combine, A-Train tractor trailer holds 35-40 tonne	Hauling to bin
3	Two Hills Co 21	\$20.00/acre plus \$0.10-0.12/bushel	Sp rot New Holland TR96 combine, A-Train tractor trailer holds 35-40 tonne	Hauling to bin
3	Vermilion River Co 24	\$20.00/acre	Sp con Case-IH combine with Redekop chaff management system (zero-till); single axle truck holds 7.5 tonne	Plus \$2.00/acre for collecting chaff piles and \$3.00/acre for hauling grain up to 2 miles to bin
4	Athabasca Co 12	\$155.00/hour or \$16.00/acre plus fuel supplied by farmer	Ford 9482 350hp tractor, Pt con John Deere 7721 combine, tandem truck holds 600 bushel	Fuel supplied by farmer; hauling to bin on field
4	Athabasca Co 12	\$185.00/hour or \$18.00/acre	Ford 9482 350hp tractor, Pt con John Deere 7721 combine, tandem truck holds 600 bushel	Hauling to bin on field
<b>Region:</b> S - South C - Central NE - North East NW - North West P - Peace <b>Equipment:</b> fwa - front wheel assist hp - horsepower Pt - pull-type Sp - self-propelled con - conventional rot - rotary lmi - loaded mile				

# GRAIN COMBINING AND HAULING TO BIN 2005



Region	County	Custom Charge	Equipment	Notes
4	Barrhead Co 11	\$165.00/hour	Sp rot New Holland TR95 combine, tandem truck holds 14 tonne	Hauling up to 1 mile to bin
4	Lac Ste. Anne	\$150.00/hour	Sp rot/con John Deere CTS combine, tandem truck	Hauling 0.5 mile to bin; customer supplies fuel for tandem truck
4	Leduc	\$25.00/acre	Sp rot John Deere STS combine, tandem truck	Cereals, canola; hauling up to 2 miles to bin
4	Parkland	\$185.00/hour	Sp con John Deere 9510 combine equipped with Redekop chaff collector; John Deere 175hp tractor and 750 bushel grain cart; tandem truck holds 650 bushels	Picking up windrows; grains and oilseeds; hauling to bin
4	Parkland	\$210.00/hour	Sp con John Deere 9510 combine equipped with Redekop chaff collector and 25' MacDon straight cut header; John Deere 175hp tractor and 750 bushel grain cart; tandem truck holds 650 bushels	Straight combining grains, oilseeds; hauling to bin
4	Strathcona	\$20.00/acre plus fuel	Sp rot John Deere 9760 combine, Super B trailer holds 41 tonne	Hauling to bin; combining at ~13 acres/hour
4	Strathcona	\$208.00/hour	Sp rot Case-IH 2388 combine, single axle truck	Hauling up to 0.5 mile to bin
4	Westlock	\$165.00/hour	Sp rot New Holland TR95 combine, tandem truck holds 14 tonne	Hauling up to 1 mile to bin
5	Northern Lights MD 22	\$25.00/acre	Sp rot Case-IH 1688 combine, tandem truck	Peas, canola; hauling up to 4 miles to bin
5	Peace MD 135	\$25.00/acre	Sp rot Case-IH 1688 combine, tandem truck	Peas, canola; hauling up to 4 miles to bin
<p>Region: S - South C - Central NE - North East NW - North West P - Peace</p> <p>Equipment: fwa - front wheel assist hp - horsepower Pt - pull-type Sp - self-propelled con - conventional rot - rotary lmi - loaded mile</p>				

# GRAIN HAULING 2005



Region	County	Custom Charge	Equipment	Notes
1	Forty Mile Co 8	\$5.50-20.00/tonne	Tridem Super B trailer holds 42-43 tonne	Depending on distance
1	Lethbridge	\$6.24/tonne	Super B trailer holds 43 tonne	0-30 miles; minimum rate; plus fuel surcharge of between 10-15%
1	Lethbridge	\$7.28/tonne	Super B trailer holds 43 tonne	31-50 miles; minimum rate; plus fuel surcharge of between 10-15%
1	Lethbridge	\$8.32/tonne	Super B trailer holds 43 tonne	51-70 miles; minimum rate; plus fuel surcharge of between 10-15%
1	Lethbridge	\$9.36/tonne	Super B trailer holds 43 tonne	71-90 miles; minimum rate; plus fuel surcharge of between 10-15%
1	Lethbridge	\$10.40/tonne	Super B trailer holds 43 tonne	91-100 miles; minimum rate; plus fuel surcharge of between 10-15%
1	Lethbridge	\$19.76/tonne	Super B trailer holds 43 tonne	~300 miles; minimum rate; plus fuel surcharge of between 10-15%
1	Lethbridge	\$2.60/loaded kilometre	Super B trailer holds 43 tonne	Over 300 miles; minimum rate; plus fuel surcharge of between 10-15%
1	Lethbridge	\$4.16/loaded mile	Super B trailer holds 43 tonne	Over 300 miles; minimum rate; plus fuel surcharge of between 10-15%
1	Lethbridge	\$6.00/tonne	Tandem truck with tridem trailer holds 27 tonne	0-10 miles
1	Lethbridge	\$6.50/tonne	Tandem truck with tridem trailer holds 27 tonne	11-30 miles
<p><b>Regions:</b> S - South C - Central NE - North East NW - North West P - Peace <b>Units:</b> Tonne - 2,204.6 lbs. Ton - 2,000 lbs.</p>				

# GRAIN HAULING 2005



Region	County	Custom Charge	Equipment	Notes
1	Lethbridge	\$8.00/tonne	Tandem truck with tridem trailer holds 27 tonne	31-50 miles
1	Lethbridge	\$5.50-20.00/tonne	Tridem Super B trailer holds 42-43 tonne	Depending on distance
1	Taber MD	\$6.00/tonne	Tandem truck with tridem trailer holds 27 tonne	0-10 miles
1	Taber MD	\$6.50/tonne	Tandem truck with tridem trailer holds 27 tonne	11-30 miles
1	Taber MD	\$8.00/tonne	Tandem truck with tridem trailer holds 27 tonne	31-50 miles
1	Taber MD	\$5.50-20.00/tonne	Tridem Super B trailer holds 42-43 tonne	Depending on distance
1	Vulcan	\$6.00/tonne	Tandem truck with tridem trailer holds 27 tonne	0-10 miles
1	Vulcan	\$6.50/tonne	Tandem truck with tridem trailer holds 27 tonne	11-30 miles
1	Vulcan	\$8.00/tonne	Tandem truck with tridem trailer holds 27 tonne	31-50 miles
1	Willow Creek MD 26	\$6.00/tonne	Tandem truck with tridem trailer holds 27 tonne	0-10 miles
1	Willow Creek MD 26	\$6.50/tonne	Tandem truck with tridem trailer holds 27 tonne	11-30 miles
<b>Regions:</b> S - South C - Central NE - North East NW - North West P - Peace <b>Units:</b> Tonne - 2,204.6 lbs. Ton - 2,000 lbs.				

# GRAIN HAULING 2005



Region	County	Custom Charge	Equipment	Notes
1	Willow Creek MD 26	\$8.00/tonne	Tandem truck with tridem trailer holds 27 tonne	31-50 miles
2	Kneehill	\$6.22/tonne	Tridem Super B trailer holds 45 tonne	0-5 miles; minimum rate
2	Kneehill	\$6.55/tonne	Tridem Super B trailer holds 45 tonne	6-10 miles
2	Kneehill	\$6.90/tonne	Tridem Super B trailer holds 45 tonne	11-15 miles
2	Kneehill	\$7.25/tonne	Tridem Super B trailer holds 45 tonne	16-20 miles
2	Kneehill	\$8.35/tonne	Tridem Super B trailer holds 45 tonne	21-25 miles
2	Kneehill	\$8.74/tonne	Tridem Super B trailer holds 45 tonne	26-30 miles
2	Kneehill	\$9.11/tonne	Tridem Super B trailer holds 45 tonne	31-35 miles
2	Kneehill	\$9.50/tonne	Tridem Super B trailer holds 45 tonne	36-40 miles
2	Lacombe	\$5.50/tonne	Tridem grain trailer holds ~30 tonne	0-15 miles
2	Lacombe	\$6.00/tonne	Tridem grain trailer holds ~30 tonne	16-30 miles
<p><b>Regions:</b> S - South C - Central NE - North East NW - North West P - Peace <b>Units:</b> Tonne - 2,204.6 lbs. Ton - 2,000 lbs.</p>				



# GRAIN HAULING 2005



Region	County	Custom Charge	Equipment	Notes
2	Lacombe	\$6.50/tonne	Tridem grain trailer holds ~30 tonne	31-40 miles
2	Lacombe	\$7.50/tonne	Tridem grain trailer holds ~30 tonne	41-50 miles
2	Lacombe	\$8.50/tonne	Tridem grain trailer holds ~30 tonne	51-60 miles
2	Lacombe	\$9.00/tonne	Tridem grain trailer holds ~30 tonne	61-70 miles
2	Lacombe	\$9.50/tonne	Tridem grain trailer holds ~30 tonne	71-80 miles
2	Lacombe	\$10.50/tonne	Tridem grain trailer holds ~30 tonne	81-90 miles
2	Lacombe	\$11.00/tonne	Tridem grain trailer holds ~30 tonne	91-100 miles
2	Lacombe	\$11.50/tonne	Tridem grain trailer holds ~30 tonne	101-110 miles
2	Lacombe	\$3.50/loaded mile	Tridem grain trailer holds ~30 tonne	Over 110 miles
2	Lacombe	\$6.36/tonne	Tridem Super B trailer holds 43 tonne	1-30 miles; includes 2 hours loading time; overtime at \$65.00/hour; minimum load 40 tonnes
2	Lacombe	\$7.57/tonne	Tridem Super B trailer holds 43 tonne	31-45 miles; includes 2 hours loading time; overtime at \$65.00/hour; minimum load 40 tonnes
<p><b>Regions:</b> S - South C - Central NE - North East NW - North West P - Peace <b>Units:</b> Tonne - 2,204.6 lbs. Ton - 2,000 lbs.</p>				

# GRAIN HAULING 2005



Region	County	Custom Charge	Equipment	Notes
2	Lacombe	\$8.79/tonne	Tridem Super B trailer holds 43 tonne	46-60 miles; includes 2 hours loading time; overtime at \$65.00/hour; minimum load 40 tonnes
2	Lacombe	\$9.68/tonne	Tridem Super B trailer holds 43 tonne	61-75 miles; includes 2 hours loading time; overtime at \$65.00/hour; minimum load 40 tonnes
2	Lacombe	\$10.59/tonne	Tridem Super B trailer holds 43 tonne	76-90 miles; includes 2 hours loading time; overtime at \$65.00/hour; minimum load 40 tonnes
2	Lacombe	\$11.80/tonne	Tridem Super B trailer holds 43 tonne	91-105 miles; includes 2 hours loading time; overtime at \$65.00/hour; minimum load 40 tonnes
2	Lacombe	\$13.01/tonne	Tridem Super B trailer holds 43 tonne	106-120 miles; includes 2 hours loading time; overtime at \$65.00/hour; minimum load 40 tonnes
2	Lacombe	\$13.92/tonne	Tridem Super B trailer holds 43 tonne	121-135 miles; includes 2 hours loading time; overtime at \$65.00/hour; minimum load 40 tonnes
2	Lacombe	\$15.43/tonne	Tridem Super B trailer holds 43 tonne	136-150 miles; includes 2 hours loading time; overtime at \$65.00/hour; minimum load 40 tonnes
2	Lacombe	\$16.94/tonne	Tridem Super B trailer holds 43 tonne	151-165 miles; includes 2 hours loading time; overtime at \$65.00/hour; minimum load 40 tonnes
2	Lacombe	\$18.15/tonne	Tridem Super B trailer holds 43 tonne	166-180 miles; includes 2 hours loading time; overtime at \$65.00/hour; minimum load 40 tonnes
2	Lacombe	\$19.06/tonne	Tridem Super B trailer holds 43 tonne	181-195 miles; includes 2 hours loading time; overtime at \$65.00/hour; minimum load 40 tonnes
2	Lacombe	\$19.97/tonne	Tridem Super B trailer holds 43 tonne	196-210 miles; includes 2 hours loading time; overtime at \$65.00/hour; minimum load 40 tonnes
<b>Regions:</b> S - South C - Central NE - North East NW - North West P - Peace <b>Units:</b> Tonne - 2,204.6 lbs. Ton - 2,000 lbs.				

# GRAIN HAULING 2005



Region	County	Custom Charge	Equipment	Notes
2	Lacombe	\$21.18/tonne	Tridem Super B trailer holds 43 tonne	211-230 miles; includes 2 hours loading time; overtime at \$65.00/hour; minimum load 40 tonnes
2	Lacombe	\$22.39/tonne	Tridem Super B trailer holds 43 tonne	231-250 miles; includes 2 hours loading time; overtime at \$65.00/hour; minimum load 40 tonnes
2	Lacombe	\$24.20/tonne	Tridem Super B trailer holds 43 tonne	251-270 miles; includes 2 hours loading time; overtime at \$65.00/hour; minimum load 40 tonnes
2	Lacombe	\$26.02/tonne	Tridem Super B trailer holds 43 tonne	271-290 miles; includes 2 hours loading time; overtime at \$65.00/hour; minimum load 40 tonnes
2	Lacombe	\$27.23/tonne	Tridem Super B trailer holds 43 tonne	291-310 miles; includes 2 hours loading time; overtime at \$65.00/hour; minimum load 40 tonnes
2	Lacombe	\$3.77/loaded mile	Tridem Super B trailer holds 43 tonne	Over 310 miles; includes 2 hours loading time; overtime at \$65.00/hour; minimum load 40 tonnes
2	Mountain View	\$50.00/hour	Tandem truck holds 10-12 tonnes	Plus 7% fuel surcharge; 0-100 miles; maximum distance 100 miles
2	Mountain View	\$110.00/hour	Tridem Super B trailer holds 42.5 tonne or B-Train trailer holds 37.5 tonne	0-100 miles; plus fuel surcharge of 7%; maximum distance 100 miles
2	Mountain View	\$6.22/tonne	Tridem Super B trailer holds 45 tonne	0-5 miles; minimum rate
2	Mountain View	\$6.55/tonne	Tridem Super B trailer holds 45 tonne	6-10 miles
2	Mountain View	\$6.90/tonne	Tridem Super B trailer holds 45 tonne	11-15 miles
<b>Regions:</b> S - South C - Central NE - North East NW - North West P - Peace <b>Units:</b> Tonne - 2,204.6 lbs. Ton - 2,000 lbs.				

# GRAIN HAULING 2005



Region	County	Custom Charge	Equipment	Notes
2	Mountain View	\$7.25/tonne	Tridem Super B trailer holds 45 tonne	16-20 miles
2	Mountain View	\$8.35/tonne	Tridem Super B trailer holds 45 tonne	21-25 miles
2	Mountain View	\$8.74/tonne	Tridem Super B trailer holds 45 tonne	26-30 miles
2	Mountain View	\$9.11/tonne	Tridem Super B trailer holds 45 tonne	31-35 miles
2	Mountain View	\$9.50/tonne	Tridem Super B trailer holds 45 tonne	36-40 miles
2	Paintearth Co 18	\$4.50/tonne	Super B trailer holds 44 tonne	0-5 miles
2	Paintearth Co 18	\$5.00/tonne	Super B trailer holds 44 tonne	6-10 miles
2	Paintearth Co 18	\$5.50/tonne	Super B trailer holds 44 tonne	11-15 miles
2	Paintearth Co 18	\$6.00/tonne	Super B trailer holds 44 tonne	16-20 miles
2	Paintearth Co 18	\$6.50/tonne	Super B trailer holds 44 tonne	21-30 miles
2	Paintearth Co 18	\$7.00/tonne	Super B trailer holds 44 tonne	31-40 miles
<p><b>Regions:</b> S - South C - Central NE - North East NW - North West P - Peace <b>Units:</b> Tonne - 2,204.6 lbs. Ton - 2,000 lbs.</p>				

# GRAIN HAULING 2005



Region	County	Custom Charge	Equipment	Notes
2	Paintearth Co 18	\$7.50/tonne	Super B trailer holds 44 tonne	41-50 miles
2	Paintearth Co 18	\$8.00/tonne	Super B trailer holds 44 tonne	51-60 miles
2	Paintearth Co 18	\$9.00/tonne	Super B trailer holds 44 tonne	61-70 miles
2	Paintearth Co 18	\$10.00/tonne	Super B trailer holds 44 tonne	71-80 miles
2	Paintearth Co 18	\$11.00/tonne	Super B trailer holds 44 tonne	81-90 miles
2	Paintearth Co 18	\$12.00/tonne	Super B trailer holds 44 tonne	91-100 miles
2	Ponoka	\$5.50/tonne	Tridem grain trailer holds ~30 tonne	0-15 miles
2	Ponoka	\$6.00/tonne	Tridem grain trailer holds ~30 tonne	16-30 miles
2	Ponoka	\$6.50/tonne	Tridem grain trailer holds ~30 tonne	31-40 miles
2	Ponoka	\$7.50/tonne	Tridem grain trailer holds ~30 tonne	41-50 miles
2	Ponoka	\$8.50/tonne	Tridem grain trailer holds ~30 tonne	51-60 miles
<p><b>Regions:</b> S - South C - Central NE - North East NW - North West P - Peace <b>Units:</b> Tonne - 2,204.6 lbs. Ton - 2,000 lbs.</p>				

# GRAIN HAULING 2005



Region	County	Custom Charge	Equipment	Notes
2	Ponoka	\$9.00/tonne	Tridem grain trailer holds ~30 tonne	61-70 miles
2	Ponoka	\$9.50/tonne	Tridem grain trailer holds ~30 tonne	71-80 miles
2	Ponoka	\$10.50/tonne	Tridem grain trailer holds ~30 tonne	81-90 miles
2	Ponoka	\$11.00/tonne	Tridem grain trailer holds ~30 tonne	91-100 miles
2	Ponoka	\$11.50/tonne	Tridem grain trailer holds ~30 tonne	101-110 miles
2	Ponoka	\$3.50/loaded mile	Tridem grain trailer holds ~30 tonne	Over 110 miles
2	Red Deer	\$4.50/tonne	Super B trailer holds 44 tonne	0-5 miles
2	Red Deer	\$5.00/tonne	Super B trailer holds 44 tonne	6-10 miles
2	Red Deer	\$5.50/tonne	Super B trailer holds 44 tonne	11-15 miles
2	Red Deer	\$6.00/tonne	Super B trailer holds 44 tonne	16-20 miles
2	Red Deer	\$6.50/tonne	Super B trailer holds 44 tonne	21-30 miles
<p><b>Regions:</b> S - South C - Central NE - North East NW - North West P - Peace <b>Units:</b> Tonne - 2,204.6 lbs. Ton - 2,000 lbs.</p>				

# GRAIN HAULING 2005



Region	County	Custom Charge	Equipment	Notes
2	Red Deer	\$7.00/tonne	Super B trailer holds 44 tonne	31-40 miles
2	Red Deer	\$7.50/tonne	Super B trailer holds 44 tonne	41-50 miles
2	Red Deer	\$8.00/tonne	Super B trailer holds 44 tonne	51-60 miles
2	Red Deer	\$9.00/tonne	Super B trailer holds 44 tonne	61-70 miles
2	Red Deer	\$10.00/tonne	Super B trailer holds 44 tonne	71-80 miles
2	Red Deer	\$11.00/tonne	Super B trailer holds 44 tonne	81-90 miles
2	Red Deer	\$12.00/tonne	Super B trailer holds 44 tonne	91-100 miles
2	Red Deer	\$6.22/tonne	Tridem Super B trailer holds 45 tonne	0-5 miles; minimum rate
2	Red Deer	\$6.55/tonne	Tridem Super B trailer holds 45 tonne	6-10 miles
2	Red Deer	\$6.90/tonne	Tridem Super B trailer holds 45 tonne	11-15 miles
2	Red Deer	\$7.25/tonne	Tridem Super B trailer holds 45 tonne	16-20 miles
<p><b>Regions:</b> S - South C - Central NE - North East NW - North West P - Peace <b>Units:</b> Tonne - 2,204.6 lbs. Ton - 2,000 lbs.</p>				

# GRAIN HAULING 2005



Region	County	Custom Charge	Equipment	Notes
2	Red Deer	\$8.35/tonne	Tridem Super B trailer holds 45 tonne	21-25 miles
2	Red Deer	\$8.74/tonne	Tridem Super B trailer holds 45 tonne	26-30 miles
2	Red Deer	\$9.11/tonne	Tridem Super B trailer holds 45 tonne	31-35 miles
2	Red Deer	\$9.50/tonne	Tridem Super B trailer holds 45 tonne	36-40 miles
2	Rocky View MD 44	\$6.22/tonne	Tridem Super B trailer holds 45 tonne	0-5 miles; minimum rate
2	Rocky View MD 44	\$6.55/tonne	Tridem Super B trailer holds 45 tonne	6-10 miles
2	Rocky View MD 44	\$6.90/tonne	Tridem Super B trailer holds 45 tonne	11-15 miles
2	Rocky View MD 44	\$7.25/tonne	Tridem Super B trailer holds 45 tonne	16-20 miles
2	Rocky View MD 44	\$8.35/tonne	Tridem Super B trailer holds 45 tonne	21-25 miles
2	Rocky View MD 44	\$8.74/tonne	Tridem Super B trailer holds 45 tonne	26-30 miles
2	Rocky View MD 44	\$9.11/tonne	Tridem Super B trailer holds 45 tonne	31-35 miles
<p><b>Regions:</b> S - South C - Central NE - North East NW - North West P - Peace <b>Units:</b> Tonne - 2,204.6 lbs. Ton - 2,000 lbs.</p>				



# GRAIN HAULING 2005



Region	County	Custom Charge	Equipment	Notes
2	Rocky View MD 44	\$9.50/tonne	Tridem Super B trailer holds 45 tonne	36-40 miles
2	Stettler Co 6	\$6.22/tonne	Tridem Super B trailer holds 45 tonne	0-5 miles; minimum rate
2	Stettler Co 6	\$6.55/tonne	Tridem Super B trailer holds 45 tonne	6-10 miles
2	Stettler Co 6	\$6.90/tonne	Tridem Super B trailer holds 45 tonne	11-15 miles
2	Stettler Co 6	\$7.25/tonne	Tridem Super B trailer holds 45 tonne	16-20 miles
2	Stettler Co 6	\$8.35/tonne	Tridem Super B trailer holds 45 tonne	21-25 miles
2	Stettler Co 6	\$8.74/tonne	Tridem Super B trailer holds 45 tonne	26-30 miles
2	Stettler Co 6	\$9.11/tonne	Tridem Super B trailer holds 45 tonne	31-35 miles
2	Stettler Co 6	\$9.50/tonne	Tridem Super B trailer holds 45 tonne	36-40 miles
3	Beaver	\$4.50/tonne	Super B trailer holds 44 tonne	0-5 miles
3	Beaver	\$5.00/tonne	Super B trailer holds 44 tonne	6-10 miles
<b>Regions:</b> S - South C - Central NE - North East NW - North West P - Peace <b>Units:</b> Tonne - 2,204.6 lbs. Ton - 2,000 lbs.				

# GRAIN HAULING 2005



Region	County	Custom Charge	Equipment	Notes
3	Beaver	\$5.50/tonne	Super B trailer holds 44 tonne	11-15 miles
3	Beaver	\$6.00/tonne	Super B trailer holds 44 tonne	16-20 miles
3	Beaver	\$6.50/tonne	Super B trailer holds 44 tonne	21-30 miles
3	Beaver	\$7.00/tonne	Super B trailer holds 44 tonne	31-40 miles
3	Beaver	\$7.50/tonne	Super B trailer holds 44 tonne	41-50 miles
3	Beaver	\$8.00/tonne	Super B trailer holds 44 tonne	51-60 miles
3	Beaver	\$9.00/tonne	Super B trailer holds 44 tonne	61-70 miles
3	Beaver	\$10.00/tonne	Super B trailer holds 44 tonne	71-80 miles
3	Beaver	\$11.00/tonne	Super B trailer holds 44 tonne	81-90 miles
3	Beaver	\$12.00/tonne	Super B trailer holds 44 tonne	91-100 miles
3	Beaver	\$5.50/tonne	Tridem grain trailer holds ~30 tonne	0-15 miles

**Regions:** S - South C - Central NE - North East NW - North West P - Peace **Units:** Tonne - 2,204.6 lbs. Ton - 2,000 lbs.

# GRAIN HAULING 2005



Region	County	Custom Charge	Equipment	Notes
3	Beaver	\$6.00/tonne	Tridem grain trailer holds ~30 tonne	16-30 miles
3	Beaver	\$6.50/tonne	Tridem grain trailer holds ~30 tonne	31-40 miles
3	Beaver	\$7.50/tonne	Tridem grain trailer holds ~30 tonne	41-50 miles
3	Beaver	\$8.50/tonne	Tridem grain trailer holds ~30 tonne	51-60 miles
3	Beaver	\$9.00/tonne	Tridem grain trailer holds ~30 tonne	61-70 miles
3	Beaver	\$9.50/tonne	Tridem grain trailer holds ~30 tonne	71-80 miles
3	Beaver	\$10.50/tonne	Tridem grain trailer holds ~30 tonne	81-90 miles
3	Beaver	\$11.00/tonne	Tridem grain trailer holds ~30 tonne	91-100 miles
3	Beaver	\$11.50/tonne	Tridem grain trailer holds ~30 tonne	101-110 miles
3	Beaver	\$3.50/loaded mile	Tridem grain trailer holds ~30 tonne	Over 110 miles
3	Camrose Co 22	\$0.10-0.12/bushel	A-Train trailer holds 35-40 tonne	Local hauls to bin
<p><b>Regions:</b> S - South C - Central NE - North East NW - North West P - Peace <b>Units:</b> Tonne - 2,204.6 lbs. Ton - 2,000 lbs.</p>				

# GRAIN HAULING 2005



Region	County	Custom Charge	Equipment	Notes
3	Camrose Co 22	\$4.50/tonne	Super B trailer holds 44 tonne	0-5 miles
3	Camrose Co 22	\$5.00/tonne	Super B trailer holds 44 tonne	6-10 miles
3	Camrose Co 22	\$5.50/tonne	Super B trailer holds 44 tonne	11-15 miles
3	Camrose Co 22	\$6.00/tonne	Super B trailer holds 44 tonne	16-20 miles
3	Camrose Co 22	\$6.50/tonne	Super B trailer holds 44 tonne	21-30 miles
3	Camrose Co 22	\$7.00/tonne	Super B trailer holds 44 tonne	31-40 miles
3	Camrose Co 22	\$7.50/tonne	Super B trailer holds 44 tonne	41-50 miles
3	Camrose Co 22	\$8.00/tonne	Super B trailer holds 44 tonne	51-60 miles
3	Camrose Co 22	\$9.00/tonne	Super B trailer holds 44 tonne	61-70 miles
3	Camrose Co 22	\$10.00/tonne	Super B trailer holds 44 tonne	71-80 miles
3	Camrose Co 22	\$11.00/tonne	Super B trailer holds 44 tonne	81-90 miles
<p><b>Regions:</b> S - South C - Central NE - North East NW - North West P - Peace <b>Units:</b> Tonne - 2,204.6 lbs. Ton - 2,000 lbs.</p>				

# GRAIN HAULING 2005



Region	County	Custom Charge	Equipment	Notes
3	Camrose Co 22	\$12.00/tonne	Super B trailer holds 44 tonne	91-100 miles
3	Camrose Co 22	\$5.50/tonne	Tridem grain trailer holds ~30 tonne	0-15 miles
3	Camrose Co 22	\$6.00/tonne	Tridem grain trailer holds ~30 tonne	16-30 miles
3	Camrose Co 22	\$6.50/tonne	Tridem grain trailer holds ~30 tonne	31-40 miles
3	Camrose Co 22	\$7.50/tonne	Tridem grain trailer holds ~30 tonne	41-50 miles
3	Camrose Co 22	\$8.50/tonne	Tridem grain trailer holds ~30 tonne	51-60 miles
3	Camrose Co 22	\$9.00/tonne	Tridem grain trailer holds ~30 tonne	61-70 miles
3	Camrose Co 22	\$9.50/tonne	Tridem grain trailer holds ~30 tonne	71-80 miles
3	Camrose Co 22	\$10.50/tonne	Tridem grain trailer holds ~30 tonne	81-90 miles
3	Camrose Co 22	\$11.00/tonne	Tridem grain trailer holds ~30 tonne	91-100 miles
3	Camrose Co 22	\$11.50/tonne	Tridem grain trailer holds ~30 tonne	101-110 miles

**Regions:** S - South C - Central NE - North East NW - North West P - Peace **Units:** Tonne - 2,204.6 lbs. Ton - 2,000 lbs.

# GRAIN HAULING 2005



Region	County	Custom Charge	Equipment	Notes
3	Camrose Co 22	\$3.50/loaded mile	Tridem grain trailer holds ~30 tonne	Over 110 miles
3	Flagstaff	\$4.50/tonne	Super B trailer holds 44 tonne	0-5 miles
3	Flagstaff	\$5.00/tonne	Super B trailer holds 44 tonne	6-10 miles
3	Flagstaff	\$5.50/tonne	Super B trailer holds 44 tonne	11-15 miles
3	Flagstaff	\$6.00/tonne	Super B trailer holds 44 tonne	16-20 miles
3	Flagstaff	\$6.50/tonne	Super B trailer holds 44 tonne	21-30 miles
3	Flagstaff	\$7.00/tonne	Super B trailer holds 44 tonne	31-40 miles
3	Flagstaff	\$7.50/tonne	Super B trailer holds 44 tonne	41-50 miles
3	Flagstaff	\$8.00/tonne	Super B trailer holds 44 tonne	51-60 miles
3	Flagstaff	\$9.00/tonne	Super B trailer holds 44 tonne	61-70 miles
3	Flagstaff	\$10.00/tonne	Super B trailer holds 44 tonne	71-80 miles
<p><b>Regions:</b> S - South C - Central NE - North East NW - North West P - Peace <b>Units:</b> Tonne - 2,204.6 lbs. Ton - 2,000 lbs.</p>				

# GRAIN HAULING 2005



Region	County	Custom Charge	Equipment	Notes
3	Flagstaff	\$11.00/tonne	Super B trailer holds 44 tonne	81-90 miles
3	Flagstaff	\$12.00/tonne	Super B trailer holds 44 tonne	91-100 miles
3	Lakeland	\$11.00/tonne	Tridem Super B trailer holds 45 tonne	0-200 km; plus \$0.50/tonne each additional 10km; minimum load 40 tonnes
3	Lakeland	\$7.95/tonne	Tridem trailer holds 31 tonne	0-35 kilometres; minimum rate; full load; good neighbour rate
3	Lakeland	\$11.90/tonne	Tridem trailer holds 31 tonne	40-90 kilometres; full load; good neighbour rate
3	Lakeland	\$13.25/tonne	Tridem trailer holds 31 tonne	90-150 kilometres; full load; good neighbour rate
3	Lakeland	\$15.21-15.87/tonne	Tridem trailer holds 31 tonne	200 kilometres; full load; good neighbour rate
3	Lamont	\$0.10-0.12/bushel	A-Train trailer holds 35-40 tonne	Local hauls to bin
3	Lamont	\$5.50/tonne	Tridem grain trailer holds ~30 tonne	0-15 miles
3	Lamont	\$6.00/tonne	Tridem grain trailer holds ~30 tonne	16-30 miles
3	Lamont	\$6.50/tonne	Tridem grain trailer holds ~30 tonne	31-40 miles
<p><b>Regions:</b> S - South C - Central NE - North East NW - North West P - Peace <b>Units:</b> Tonne - 2,204.6 lbs. Ton - 2,000 lbs.</p>				

# GRAIN HAULING 2005



Region	County	Custom Charge	Equipment	Notes
3	Lamont	\$7.50/tonne	Tridem grain trailer holds ~30 tonne	41-50 miles
3	Lamont	\$8.50/tonne	Tridem grain trailer holds ~30 tonne	51-60 miles
3	Lamont	\$9.00/tonne	Tridem grain trailer holds ~30 tonne	61-70 miles
3	Lamont	\$9.50/tonne	Tridem grain trailer holds ~30 tonne	71-80 miles
3	Lamont	\$10.50/tonne	Tridem grain trailer holds ~30 tonne	81-90 miles
3	Lamont	\$11.00/tonne	Tridem grain trailer holds ~30 tonne	91-100 miles
3	Lamont	\$11.50/tonne	Tridem grain trailer holds ~30 tonne	101-110 miles
3	Lamont	\$3.50/loaded mile	Tridem grain trailer holds ~30 tonne	Over 110 miles
3	Minburn Co 27	\$0.10-0.12/bushel	A-Train trailer holds 35-40 tonne	Local hauls to bin
3	Smoky Lake	\$7.95/tonne	Tridem trailer holds 31 tonne	0-35 kilometres; minimum rate; full load; good neighbour rate
3	Smoky Lake	\$11.90/tonne	Tridem trailer holds 31 tonne	40-90 kilometres; full load; good neighbour rate
<p><b>Regions:</b> S - South C - Central NE - North East NW - North West P - Peace <b>Units:</b> Tonne - 2,204.6 lbs. Ton - 2,000 lbs.</p>				



# GRAIN HAULING 2005



Region	County	Custom Charge	Equipment	Notes
3	Smoky Lake	\$13.25/tonne	Tridem trailer holds 31 tonne	90-150 kilometres; full load; good neighbour rate
3	Smoky Lake	\$15.21-15.87/tonne	Tridem trailer holds 31 tonne	200 kilometres; full load; good neighbour rate
3	St. Paul Co 19	\$7.50/tonne	Super B trailer holds 43 tonne	0-35 miles; minimum rate
3	St. Paul Co 19	\$8.00/tonne	Super B trailer holds 43 tonne	36-55 miles
3	St. Paul Co 19	\$4.50/loaded mile	Super B trailer holds 43 tonne	Over 55 miles
3	Two Hills Co 21	\$0.10-0.12/bushel	A-Train trailer holds 35-40 tonne	Local hauls to bin
3	Vermilion River Co 24	\$7.50/tonne	Super B trailer holds 43 tonne	0-35 miles; minimum rate
3	Vermilion River Co 24	\$8.00/tonne	Super B trailer holds 43 tonne	36-55 miles
3	Vermilion River Co 24	\$4.50/loaded mile	Super B trailer holds 43 tonne	Over 55 miles
3	Wainwright MD 61	\$7.50/tonne	Super B trailer holds 43 tonne	0-35 miles; minimum rate
3	Wainwright MD 61	\$8.00/tonne	Super B trailer holds 43 tonne	36-55 miles
<p><b>Regions:</b> S - South C - Central NE - North East NW - North West P - Peace <b>Units:</b> Tonne - 2,204.6 lbs. Ton - 2,000 lbs.</p>				

# GRAIN HAULING 2005



Region	County	Custom Charge	Equipment	Notes
3	Wainwright MD 61	\$4.50/loaded mile	Super B trailer holds 43 tonne	Over 55 miles
4	Athabasca Co 12	\$11.00/tonne	Tridem Super B trailer holds 45 tonne	0-200 km; plus \$0.50/tonne each additional 10km; minimum load 40 tonnes
4	Athabasca Co 12	\$7.95/tonne	Tridem trailer holds 31 tonne	0-35 kilometres; minimum rate; full load; good neighbour rate
4	Athabasca Co 12	\$11.90/tonne	Tridem trailer holds 31 tonne	40-90 kilometres; full load; good neighbour rate
4	Athabasca Co 12	\$13.25/tonne	Tridem trailer holds 31 tonne	90-150 kilometres; full load; good neighbour rate
4	Athabasca Co 12	\$15.21-15.87/tonne	Tridem trailer holds 31 tonne	200 kilometres; full load; good neighbour rate
4	Barrhead Co 11	\$5.34/tonne	Tridem Super B trailer holds 43 tonne	0-15 miles
4	Barrhead Co 11	\$6.00/tonne	Tridem Super B trailer holds 43 tonne	16-25 miles
4	Barrhead Co 11	\$6.53/tonne	Tridem Super B trailer holds 43 tonne	26-33 miles
4	Barrhead Co 11	\$7.06/tonne	Tridem Super B trailer holds 43 tonne	34-40 miles
4	Barrhead Co 11	\$7.59/tonne	Tridem Super B trailer holds 43 tonne	41-49 miles
<p><b>Regions:</b> S - South C - Central NE - North East NW - North West P - Peace <b>Units:</b> Tonne - 2,204.6 lbs. Ton - 2,000 lbs.</p>				

# GRAIN HAULING 2005



Region	County	Custom Charge	Equipment	Notes
4	Barrhead Co 11	\$8.12/tonne	Tridem Super B trailer holds 43 tonne	50-57 miles
4	Barrhead Co 11	\$8.64/tonne	Tridem Super B trailer holds 43 tonne	58-65 miles
4	Barrhead Co 11	\$9.03/tonne	Tridem Super B trailer holds 43 tonne	66-71 miles
4	Barrhead Co 11	\$9.55/tonne	Tridem Super B trailer holds 43 tonne	72-79 miles
4	Barrhead Co 11	\$10.07/tonne	Tridem Super B trailer holds 43 tonne	80-87 miles
4	Barrhead Co 11	\$10.59/tonne	Tridem Super B trailer holds 43 tonne	88-95 miles
4	Barrhead Co 11	\$10.98/tonne	Tridem Super B trailer holds 43 tonne	96-101 miles
4	Leduc	\$4.50/tonne	Super B trailer holds 44 tonne	0-5 miles
4	Leduc	\$5.00/tonne	Super B trailer holds 44 tonne	6-10 miles
4	Leduc	\$5.50/tonne	Super B trailer holds 44 tonne	11-15 miles
4	Leduc	\$6.00/tonne	Super B trailer holds 44 tonne	16-20 miles
<p><b>Regions:</b> S - South C - Central NE - North East NW - North West P - Peace <b>Units:</b> Tonne - 2,204.6 lbs. Ton - 2,000 lbs.</p>				

# GRAIN HAULING 2005



Region	County	Custom Charge	Equipment	Notes
4	Leduc	\$6.50/tonne	Super B trailer holds 44 tonne	21-30 miles
4	Leduc	\$7.00/tonne	Super B trailer holds 44 tonne	31-40 miles
4	Leduc	\$7.50/tonne	Super B trailer holds 44 tonne	41-50 miles
4	Leduc	\$8.00/tonne	Super B trailer holds 44 tonne	51-60 miles
4	Leduc	\$9.00/tonne	Super B trailer holds 44 tonne	61-70 miles
4	Leduc	\$10.00/tonne	Super B trailer holds 44 tonne	71-80 miles
4	Leduc	\$11.00/tonne	Super B trailer holds 44 tonne	81-90 miles
4	Leduc	\$12.00/tonne	Super B trailer holds 44 tonne	91-100 miles
4	Leduc	\$5.50/tonne	Tridem grain trailer holds ~30 tonne	0-15 miles
4	Leduc	\$6.00/tonne	Tridem grain trailer holds ~30 tonne	16-30 miles
4	Leduc	\$6.50/tonne	Tridem grain trailer holds ~30 tonne	31-40 miles

**Regions:** S - South C - Central NE - North East NW - North West P - Peace **Units:** Tonne - 2,204.6 lbs. Ton - 2,000 lbs.

# GRAIN HAULING 2005



Region	County	Custom Charge	Equipment	Notes
4	Leduc	\$7.50/tonne	Tridem grain trailer holds ~30 tonne	41-50 miles
4	Leduc	\$8.50/tonne	Tridem grain trailer holds ~30 tonne	51-60 miles
4	Leduc	\$9.00/tonne	Tridem grain trailer holds ~30 tonne	61-70 miles
4	Leduc	\$9.50/tonne	Tridem grain trailer holds ~30 tonne	71-80 miles
4	Leduc	\$10.50/tonne	Tridem grain trailer holds ~30 tonne	81-90 miles
4	Leduc	\$11.00/tonne	Tridem grain trailer holds ~30 tonne	91-100 miles
4	Leduc	\$11.50/tonne	Tridem grain trailer holds ~30 tonne	101-110 miles
4	Leduc	\$3.50/loaded mile	Tridem grain trailer holds ~30 tonne	Over 110 miles
4	Lesser Slave River MD 124	\$5.34/tonne	Tridem Super B trailer holds 43 tonne	0-15 miles
4	Lesser Slave River MD 124	\$6.00/tonne	Tridem Super B trailer holds 43 tonne	16-25 miles
4	Lesser Slave River MD 124	\$6.53/tonne	Tridem Super B trailer holds 43 tonne	26-33 miles
<b>Regions:</b> S - South C - Central NE - North East NW - North West P - Peace <b>Units:</b> Tonne - 2,204.6 lbs. Ton - 2,000 lbs.				

# GRAIN HAULING 2005



Region	County	Custom Charge	Equipment	Notes
4	Lesser Slave River MD 124	\$7.06/tonne	Tridem Super B trailer holds 43 tonne	34-40 miles
4	Lesser Slave River MD 124	\$7.59/tonne	Tridem Super B trailer holds 43 tonne	41-49 miles
4	Lesser Slave River MD 124	\$8.12/tonne	Tridem Super B trailer holds 43 tonne	50-57 miles
4	Lesser Slave River MD 124	\$8.64/tonne	Tridem Super B trailer holds 43 tonne	58-65 miles
4	Lesser Slave River MD 124	\$9.03/tonne	Tridem Super B trailer holds 43 tonne	66-71 miles
4	Lesser Slave River MD 124	\$9.55/tonne	Tridem Super B trailer holds 43 tonne	72-79 miles
4	Lesser Slave River MD 124	\$10.07/tonne	Tridem Super B trailer holds 43 tonne	80-87 miles
4	Lesser Slave River MD 124	\$10.59/tonne	Tridem Super B trailer holds 43 tonne	88-95 miles
4	Lesser Slave River MD 124	\$10.98/tonne	Tridem Super B trailer holds 43 tonne	96-101 miles
4	Strathcona	\$4.50/tonne	Super B trailer holds 44 tonne	0-5 miles
4	Strathcona	\$5.00/tonne	Super B trailer holds 44 tonne	6-10 miles
<p><b>Regions:</b> S - South C - Central NE - North East NW - North West P - Peace <b>Units:</b> Tonne - 2,204.6 lbs. Ton - 2,000 lbs.</p>				

# GRAIN HAULING 2005



Region	County	Custom Charge	Equipment	Notes
4	Strathcona	\$5.50/tonne	Super B trailer holds 44 tonne	11-15 miles
4	Strathcona	\$6.00/tonne	Super B trailer holds 44 tonne	16-20 miles
4	Strathcona	\$6.50/tonne	Super B trailer holds 44 tonne	21-30 miles
4	Strathcona	\$7.00/tonne	Super B trailer holds 44 tonne	31-40 miles
4	Strathcona	\$7.50/tonne	Super B trailer holds 44 tonne	41-50 miles
4	Strathcona	\$8.00/tonne	Super B trailer holds 44 tonne	51-60 miles
4	Strathcona	\$9.00/tonne	Super B trailer holds 44 tonne	61-70 miles
4	Strathcona	\$10.00/tonne	Super B trailer holds 44 tonne	71-80 miles
4	Strathcona	\$11.00/tonne	Super B trailer holds 44 tonne	81-90 miles
4	Strathcona	\$12.00/tonne	Super B trailer holds 44 tonne	91-100 miles
4	Strathcona	\$5.00/tonne	Tridem trailer holds ~30 tonne	0-20 miles

**Regions:** S - South C - Central NE - North East NW - North West P - Peace **Units:** Tonne - 2,204.6 lbs. Ton - 2,000 lbs.

# GRAIN HAULING 2005



Region	County	Custom Charge	Equipment	Notes
4	Thorhild Co 7	\$5.34/tonne	Tridem Super B trailer holds 43 tonne	0-15 miles
4	Thorhild Co 7	\$6.00/tonne	Tridem Super B trailer holds 43 tonne	16-25 miles
4	Thorhild Co 7	\$6.53/tonne	Tridem Super B trailer holds 43 tonne	26-33 miles
4	Thorhild Co 7	\$7.06/tonne	Tridem Super B trailer holds 43 tonne	34-40 miles
4	Thorhild Co 7	\$7.59/tonne	Tridem Super B trailer holds 43 tonne	41-49 miles
4	Thorhild Co 7	\$8.12/tonne	Tridem Super B trailer holds 43 tonne	50-57 miles
4	Thorhild Co 7	\$8.64/tonne	Tridem Super B trailer holds 43 tonne	58-65 miles
4	Thorhild Co 7	\$9.03/tonne	Tridem Super B trailer holds 43 tonne	66-71 miles
4	Thorhild Co 7	\$9.55/tonne	Tridem Super B trailer holds 43 tonne	72-79 miles
4	Thorhild Co 7	\$10.07/tonne	Tridem Super B trailer holds 43 tonne	80-87 miles
4	Thorhild Co 7	\$10.59/tonne	Tridem Super B trailer holds 43 tonne	88-95 miles
<p><b>Regions:</b> S - South C - Central NE - North East NW - North West P - Peace <b>Units:</b> Tonne - 2,204.6 lbs. Ton - 2,000 lbs.</p>				



# GRAIN HAULING 2005



Region	County	Custom Charge	Equipment	Notes
4	Thorhild Co 7	\$10.98/tonne	Tridem Super B trailer holds 43 tonne	96-101 miles
4	Thorhild Co 7	\$7.95/tonne	Tridem trailer holds 31 tonne	0-35 kilometres; minimum rate; full load; good neighbour rate
4	Thorhild Co 7	\$11.90/tonne	Tridem trailer holds 31 tonne	40-90 kilometres; full load; good neighbour rate
4	Thorhild Co 7	\$13.25/tonne	Tridem trailer holds 31 tonne	90-150 kilometres; full load; good neighbour rate
4	Thorhild Co 7	\$15.21-15.87/tonne	Tridem trailer holds 31 tonne	200 kilometres; full load; good neighbour rate
4	Westlock	\$55.00/hour	Tandem truck holds 13 tonne	Hauling any distance
4	Westlock	\$5.34/tonne	Tridem Super B trailer holds 43 tonne	0-15 miles
4	Westlock	\$6.00/tonne	Tridem Super B trailer holds 43 tonne	16-25 miles
4	Westlock	\$6.53/tonne	Tridem Super B trailer holds 43 tonne	26-33 miles
4	Westlock	\$7.06/tonne	Tridem Super B trailer holds 43 tonne	34-40 miles
4	Westlock	\$7.59/tonne	Tridem Super B trailer holds 43 tonne	41-49 miles
<p><b>Regions:</b> S - South C - Central NE - North East NW - North West P - Peace <b>Units:</b> Tonne - 2,204.6 lbs. Ton - 2,000 lbs.</p>				

# GRAIN HAULING 2005



Region	County	Custom Charge	Equipment	Notes
4	Westlock	\$8.12/tonne	Tridem Super B trailer holds 43 tonne	50-57 miles
4	Westlock	\$8.64/tonne	Tridem Super B trailer holds 43 tonne	58-65 miles
4	Westlock	\$9.03/tonne	Tridem Super B trailer holds 43 tonne	66-71 miles
4	Westlock	\$9.55/tonne	Tridem Super B trailer holds 43 tonne	72-79 miles
4	Westlock	\$10.07/tonne	Tridem Super B trailer holds 43 tonne	80-87 miles
4	Westlock	\$10.59/tonne	Tridem Super B trailer holds 43 tonne	88-95 miles
4	Westlock	\$10.98/tonne	Tridem Super B trailer holds 43 tonne	96-101 miles
4	Wetaskiwin Co 10	\$4.50/tonne	Super B trailer holds 44 tonne	0-5 miles
4	Wetaskiwin Co 10	\$5.00/tonne	Super B trailer holds 44 tonne	6-10 miles
4	Wetaskiwin Co 10	\$5.50/tonne	Super B trailer holds 44 tonne	11-15 miles
4	Wetaskiwin Co 10	\$6.00/tonne	Super B trailer holds 44 tonne	16-20 miles
<b>Regions:</b> S - South C - Central NE - North East NW - North West P - Peace <b>Units:</b> Tonne - 2,204.6 lbs. Ton - 2,000 lbs.				

# GRAIN HAULING 2005



Region	County	Custom Charge	Equipment	Notes
4	Wetaskiwin Co 10	\$6.50/tonne	Super B trailer holds 44 tonne	21-30 miles
4	Wetaskiwin Co 10	\$7.00/tonne	Super B trailer holds 44 tonne	31-40 miles
4	Wetaskiwin Co 10	\$7.50/tonne	Super B trailer holds 44 tonne	41-50 miles
4	Wetaskiwin Co 10	\$8.00/tonne	Super B trailer holds 44 tonne	51-60 miles
4	Wetaskiwin Co 10	\$9.00/tonne	Super B trailer holds 44 tonne	61-70 miles
4	Wetaskiwin Co 10	\$10.00/tonne	Super B trailer holds 44 tonne	71-80 miles
4	Wetaskiwin Co 10	\$11.00/tonne	Super B trailer holds 44 tonne	81-90 miles
4	Wetaskiwin Co 10	\$12.00/tonne	Super B trailer holds 44 tonne	91-100 miles
4	Wetaskiwin Co 10	\$5.50/tonne	Tridem grain trailer holds ~30 tonne	0-15 miles
4	Wetaskiwin Co 10	\$6.00/tonne	Tridem grain trailer holds ~30 tonne	16-30 miles
4	Wetaskiwin Co 10	\$6.50/tonne	Tridem grain trailer holds ~30 tonne	31-40 miles

**Regions:** S - South C - Central NE - North East NW - North West P - Peace **Units:** Tonne - 2,204.6 lbs. Ton - 2,000 lbs.

# GRAIN HAULING 2005



Region	County	Custom Charge	Equipment	Notes
4	Wetaskiwin Co 10	\$7.50/tonne	Tridem grain trailer holds -30 tonne	41-50 miles
4	Wetaskiwin Co 10	\$8.50/tonne	Tridem grain trailer holds -30 tonne	51-60 miles
4	Wetaskiwin Co 10	\$9.00/tonne	Tridem grain trailer holds -30 tonne	61-70 miles
4	Wetaskiwin Co 10	\$9.50/tonne	Tridem grain trailer holds -30 tonne	71-80 miles
4	Wetaskiwin Co 10	\$10.50/tonne	Tridem grain trailer holds -30 tonne	81-90 miles
4	Wetaskiwin Co 10	\$11.00/tonne	Tridem grain trailer holds -30 tonne	91-100 miles
4	Wetaskiwin Co 10	\$11.50/tonne	Tridem grain trailer holds -30 tonne	101-110 miles
4	Wetaskiwin Co 10	\$3.50/loaded mile	Tridem grain trailer holds -30 tonne	Over 110 miles
5	Northern Lights MD 22	\$8.00/tonne	Super B trailer holds 42 tonne	0-25 miles; minimum rate
5	Northern Lights MD 22	\$10.00/tonne	Super B trailer holds 42 tonne	26-40 miles
5	Northern Lights MD 22	\$11.00/tonne	Super B trailer holds 42 tonne	41-65 miles
<p><b>Regions:</b> S - South C - Central NE - North East NW - North West P - Peace <b>Units:</b> Tonne - 2,204.6 lbs. Ton - 2,000 lbs.</p>				

# GRAIN HAULING 2005



Region	County	Custom Charge	Equipment	Notes
5	Northern Lights MD 22	\$12.50/tonne	Super B trailer holds 42 tonne	66-95 miles
5	Northern Lights MD 22	\$40.00/tonne	Super B trailer holds 42 tonne	~345 miles with backhaul
5	Northern Lights MD 22	\$45.00/tonne	Super B trailer holds 42 tonne	~345 miles without backhaul
5	Spirit River MD 133	\$70.00/hour	Tandem axle trucks for rental	Rental only; no operator
5	Spirit River MD 133	\$85.00/hour	Tandem axle trucks with operator	Hauling any distance
<p><b>Regions:</b> S - South C - Central NE - North East NW - North West P - Peace <b>Units:</b> Tonne - 2,204.6 lbs. Ton - 2,000 lbs.</p>				