



Start The Engine



Come To Me



This Far To Go



Move Out/Take Off

# Hand Signals On The Farm

The 'Universal' Language


Learn Them!

Use Them!

Alberta



Lower Equipment



Stop The Engine




Right Turn




Move Toward Me/  
Follow Me



Speed It Up



Slow It Down



Left Turn



Stop



Raise Equipment

# Hand Signals for Agricultural Safety

**W**hen working with others to move livestock, hitch up a farm implement, or navigate an oversized load, hand signals are an ideal **communication tool**.

All too often, noise from machinery and/or distance between workers leads to a **communication breakdown**. Many times the noise is so loud it is impossible to hear even if everyone is yelling.

Using **hand signals** provides a way to communicate the needed information effectively.

These hand signals have been adopted by the American Society of Agricultural Engineers for agricultural safety. The signals help everyone to communicate in the same **'language'** which decreases the risk of injury.

## Using hand signals:

- Saves time
- Prevents frustration
- Prevents accidents
- Reduces severity of injuries
- Lowers the risk of accidental death

## What can you do?

1. Learn the standard hand signals and adopt them on your farm
2. Post the hand signals poster in a place where employees will see them on a daily basis and become familiar with them.
3. Train new employees in use of the hand signals.

Noisy equipment and distance between workers makes hand signals a necessity. How many of these hand signals do you use?



You are out baling hay. Someone approaching you on the ground to deliver a message would not be able to shout loud enough for you to hear. What signals could they use?