


Pregnancy per AI in Holstein heifers inseminated with sexed semen after detected estrus or timed-AI

M.G. Colazo¹ and D.J. Ambrose^{1,2}

¹Livestock Research Branch, Alberta Agriculture and Rural Development, Edmonton.

²University of Alberta, Edmonton.



marcos.colazo@gov.ab.ca
mgcolazo@yahoo.com

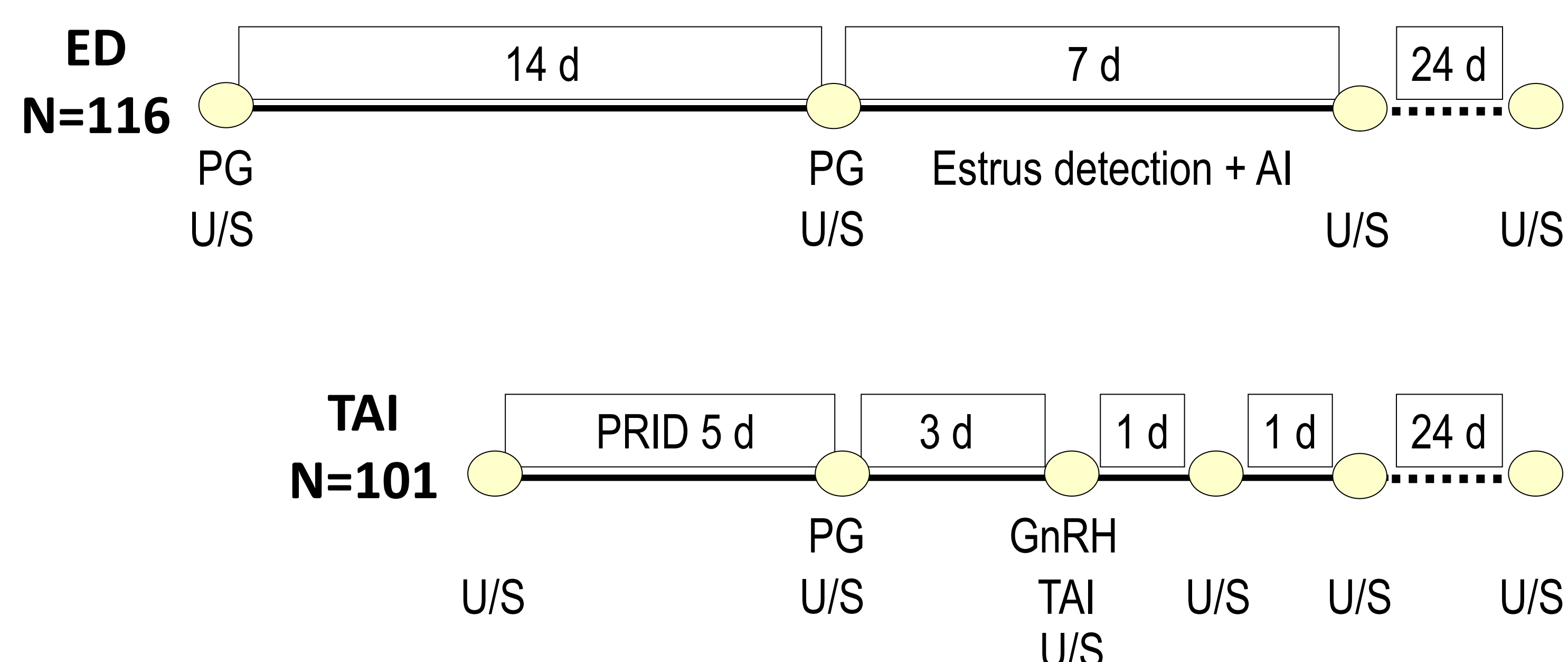
BACKGROUND

- When sexed semen is used in heifers, artificial insemination (AI) after estrus detection is recommended because timed AI (TAI) protocols have limitations.
- Recently, we obtained very encouraging results with a modified 5-day TAI protocol in dairy heifers inseminated with conventional semen.
- Therefore, the objective was to compare pregnancy/AI (P/AI) of heifers inseminated with sexed semen after estrus detection (ED) or TAI with the modified 5-day protocol.

APPROACH

- Cyclic Holstein heifers, 14 to 16 months of age.
- Estrus was detected (3 times/d) for 7 days and AI performed ~12 h after estrus (ED group). The TAI protocol omitted the first GnRH injection but included a PRID device for 5 days (see Fig 1).
- Heifers were assigned by treatment to receive either sexed or conventional semen from 4 commercially available sires (Alta Genetics).

Fig 1. TREATMENT SCHEDULE



GnRH = 100 µg im (Fertiline; Vetoquinol Canada Inc.)
PRID = progesterone releasing intravaginal device (Vetoquinol Canada Inc.)
PG = 500 µg cloprostenol im (Estroplan, Vetoquinol Canada Inc.)
TAI = timed artificial insemination; U/S = ultrasonography

Research supported by Livestock Research Branch, Alberta Agriculture and Rural Development. We thank Alta Genetics and Vetoquinol for their in-kind support and Brevliet Ltd for their cooperation.

FINDINGS

Fig 2. DISTRIBUTION OF ESTRUS IN ED GROUP

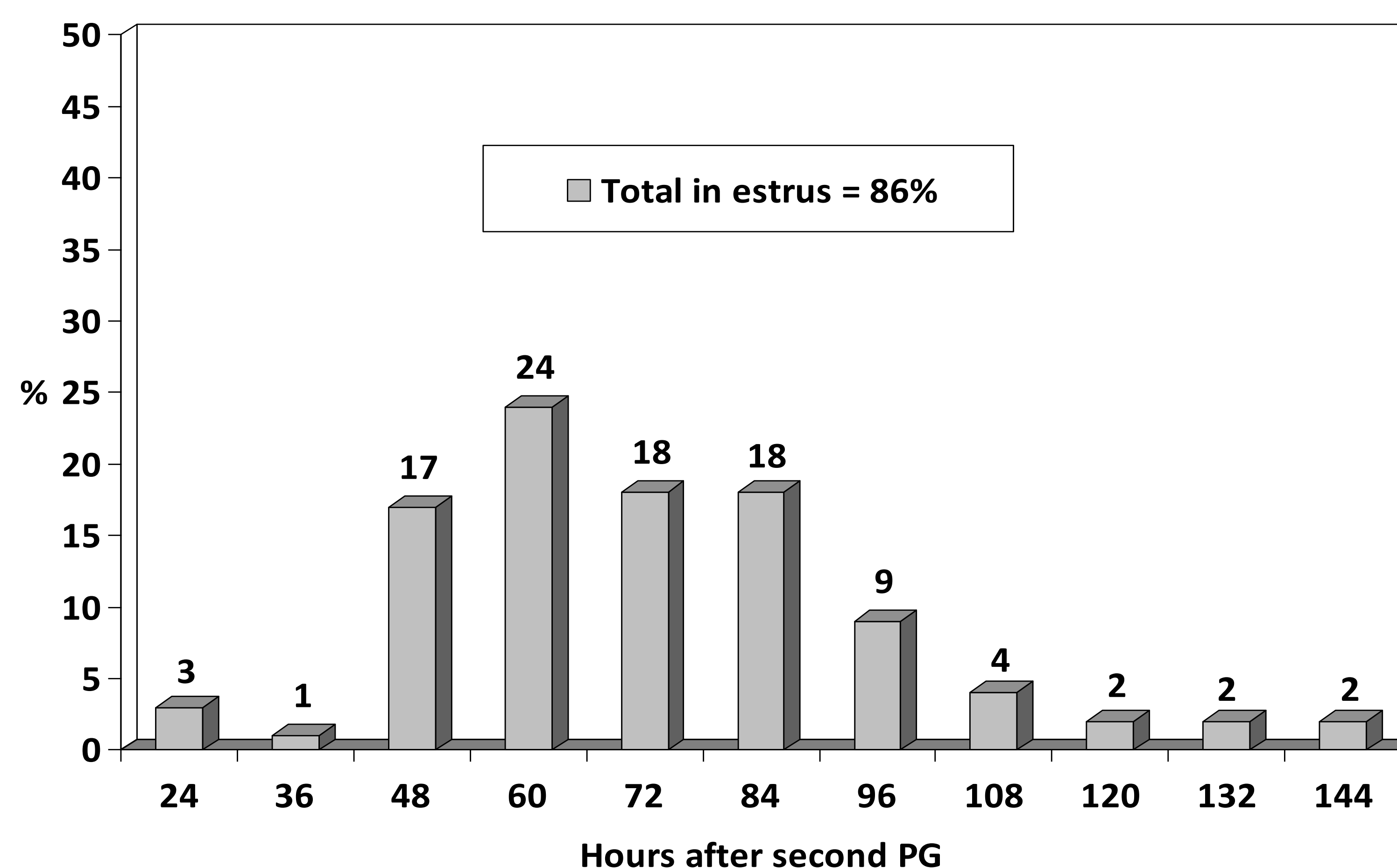
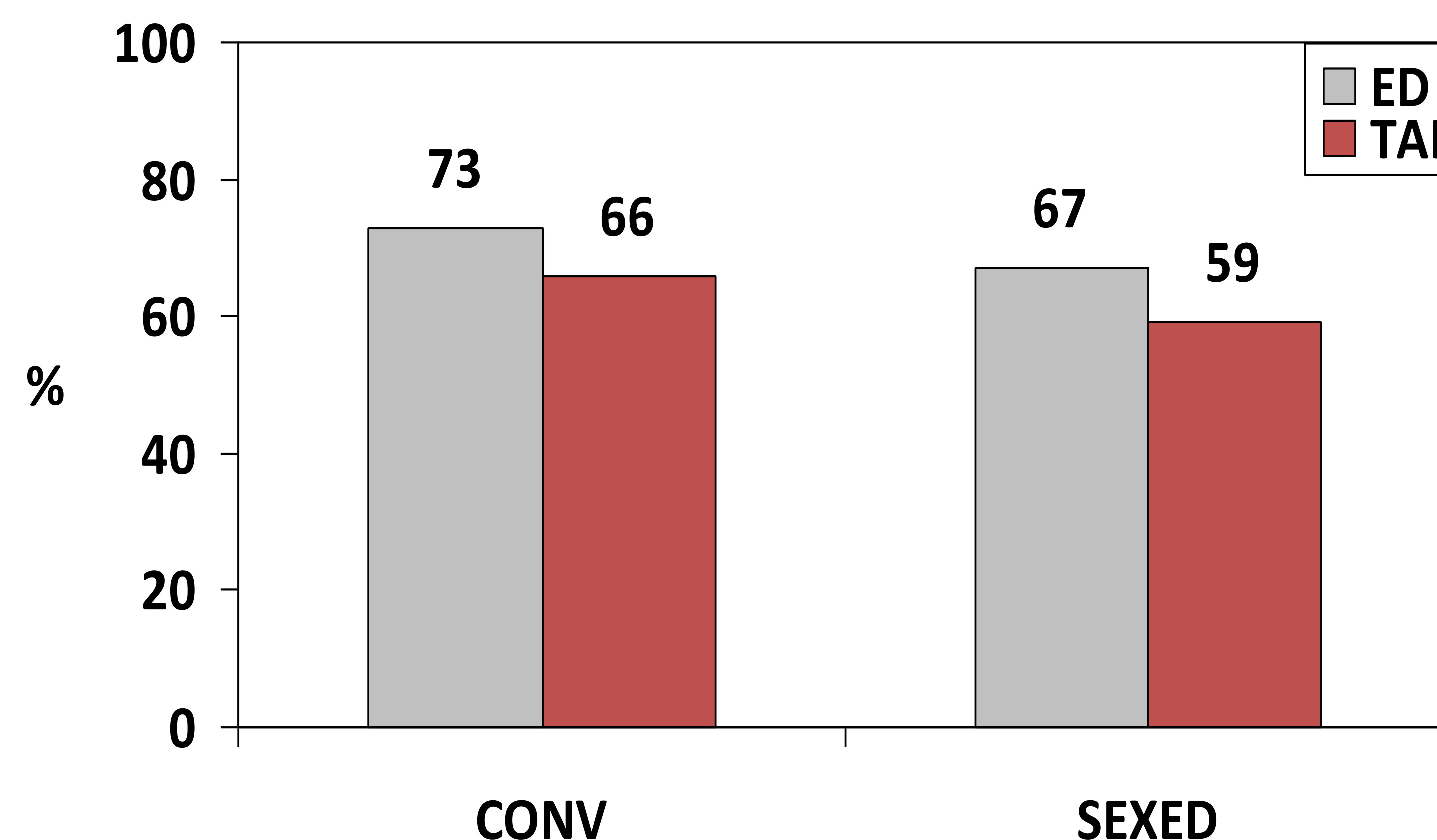


Fig 3. PREGNANCY PER AI



SUMMARY/IMPLICATIONS

- Pregnancy/AI to sexed semen was 8 to 11% below that of conventional semen.
- Although P/AI after detected estrus appeared higher, there were no statistical differences.
- The modified 5-day TAI protocol can yield acceptable P/AI with sexed semen in heifers.



Department of Agricultural, Food and Nutritional Science
Dairy Research and Technology Centre