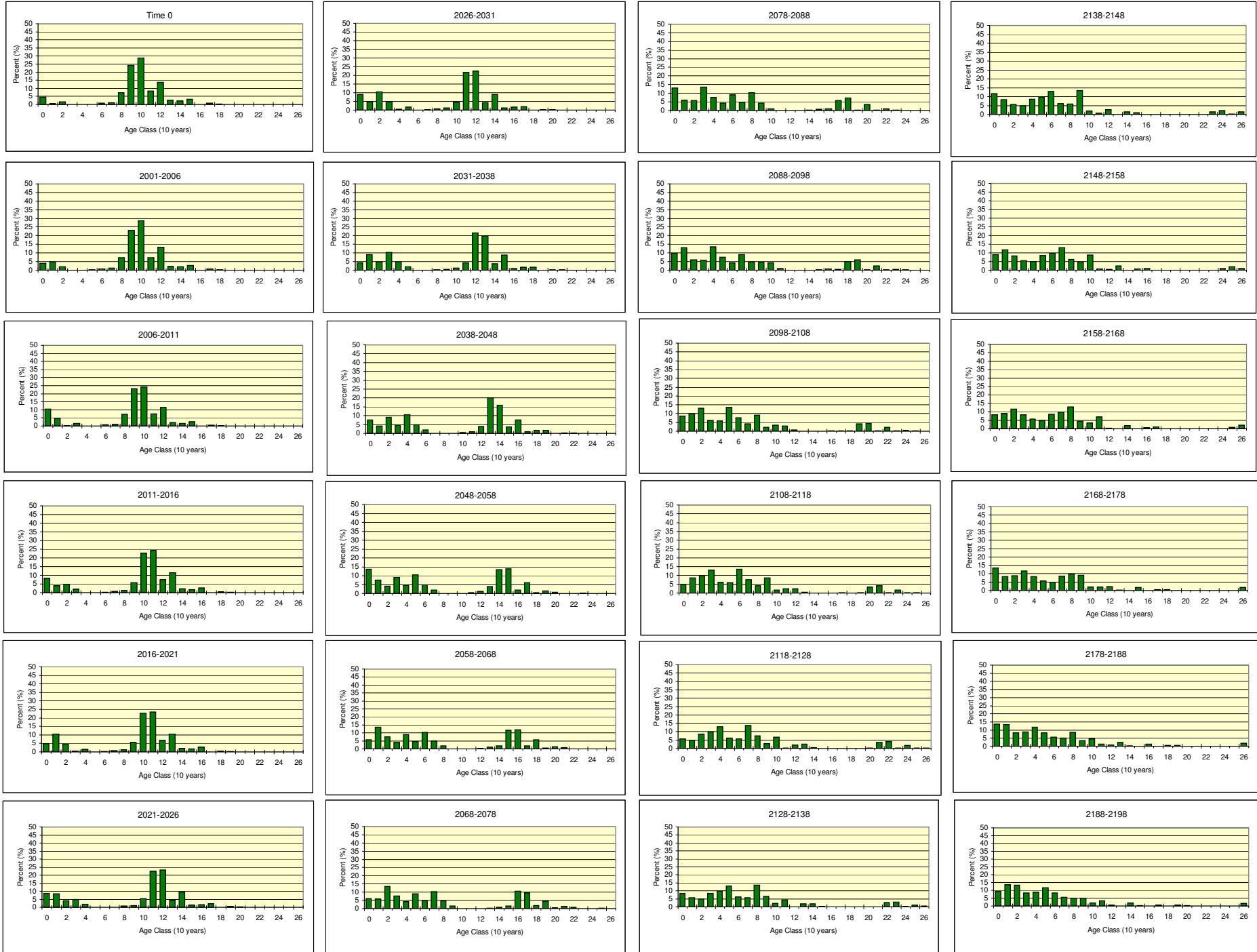


Period	Ten Year Age Classes																										Total		
	0	1	2	3	4	5	6	7	8	9	10	11	12	13	14	15	16	17	18	19	20	21	22	23	24	25		26	
Time 0	4	1	2	0	0	0	1	1	7	24	29	8	14	3	2	3	0	1	0	0	0	0	0	0	0	0	0	100	
2001-2006	4	5	2	0	0	0	1	1	7	23	29	7	13	2	2	3	0	1	0	0	0	0	0	0	0	0	0	100	
2006-2011	10	5	0	2	0	0	1	1	7	23	24	7	12	2	2	3	0	1	0	0	0	0	0	0	0	0	0	100	
2011-2016	8	4	5	2	0	0	0	1	1	6	23	24	7	12	2	2	3	0	0	0	0	0	0	0	0	0	0	100	
2016-2021	5	10	5	0	2	0	0	1	1	6	23	23	7	11	2	2	3	0	0	0	0	0	0	0	0	0	0	100	
2021-2026	9	8	4	5	2	0	0	1	1	5	22	23	4	9	1	2	2	0	0	0	0	0	0	0	0	0	0	100	
2026-2031	9	5	10	5	0	2	0	0	1	1	4	22	23	4	9	1	2	2	0	0	0	0	0	0	0	0	0	100	
2031-2038	4	9	5	10	5	2	0	0	0	1	1	4	22	20	4	9	1	2	2	0	0	0	0	0	0	0	0	100	
2038-2048	8	4	9	5	10	5	2	0	0	0	0	1	4	20	16	4	7	1	2	2	0	0	0	0	0	0	0	100	
2048-2058	14	8	4	9	5	10	5	2	0	0	0	0	1	4	14	14	2	6	1	1	1	1	0	0	0	0	0	100	
2058-2068	6	14	8	4	9	5	10	5	2	0	0	0	0	1	2	12	12	2	6	1	1	1	0	0	0	0	0	100	
2068-2078	6	6	14	8	4	9	5	10	5	1	0	0	0	1	2	11	10	2	5	1	1	1	0	0	0	0	0	100	
2078-2088	13	6	6	14	8	4	9	5	10	4	1	0	0	0	1	1	6	7	0	4	0	1	0	0	0	0	0	100	
2088-2098	10	13	6	6	14	8	4	9	5	4	4	1	0	0	0	1	1	5	6	0	3	0	1	0	0	0	0	100	
2098-2108	9	10	13	6	6	14	8	4	9	2	3	3	1	0	0	0	0	0	4	5	0	2	0	1	0	0	0	100	
2108-2118	5	9	10	13	6	6	14	8	4	9	2	3	3	0	0	0	0	0	4	4	0	2	0	0	0	0	0	100	
2118-2128	6	5	9	10	13	6	6	14	8	3	7	0	2	3	0	0	0	0	0	4	4	0	2	0	0	0	0	100	
2128-2138	8	6	5	9	10	13	6	6	14	7	2	4	0	2	2	0	0	0	0	0	0	3	3	0	1	1	1	100	
2138-2148	12	8	6	5	9	10	13	6	6	13	2	1	3	0	1	1	0	0	0	0	0	0	0	1	2	0	1	100	
2148-2158	9	12	8	6	5	9	10	13	6	5	9	1	0	3	0	1	1	0	0	0	0	0	0	1	2	1	1	100	
2158-2168	8	9	12	8	6	5	9	10	13	4	3	7	0	0	2	0	1	1	0	0	0	0	0	0	1	2	1	100	
2168-2178	13	8	9	12	8	6	5	9	10	9	2	2	2	0	0	2	0	1	1	0	0	0	0	0	0	0	0	2	100
2178-2188	14	13	8	9	12	8	6	5	9	3	4	1	1	2	0	0	1	0	0	1	0	0	0	0	0	0	0	2	100
2188-2198	9	14	13	8	9	12	8	6	5	5	2	3	1	0	2	0	0	1	0	0	0	0	0	0	0	0	0	2	100
Age Range	0	1-10	11-20	21-30	31-40	41-50	51-60	61-70	71-80	81-90	91-100	101-110	111-120	121-130	131-140	141-150	151-160	161-170	171-180	181-190	191-200	201-210	211-220	221-230	231-240	241-250	251+		

Note: Values in tables are rounded

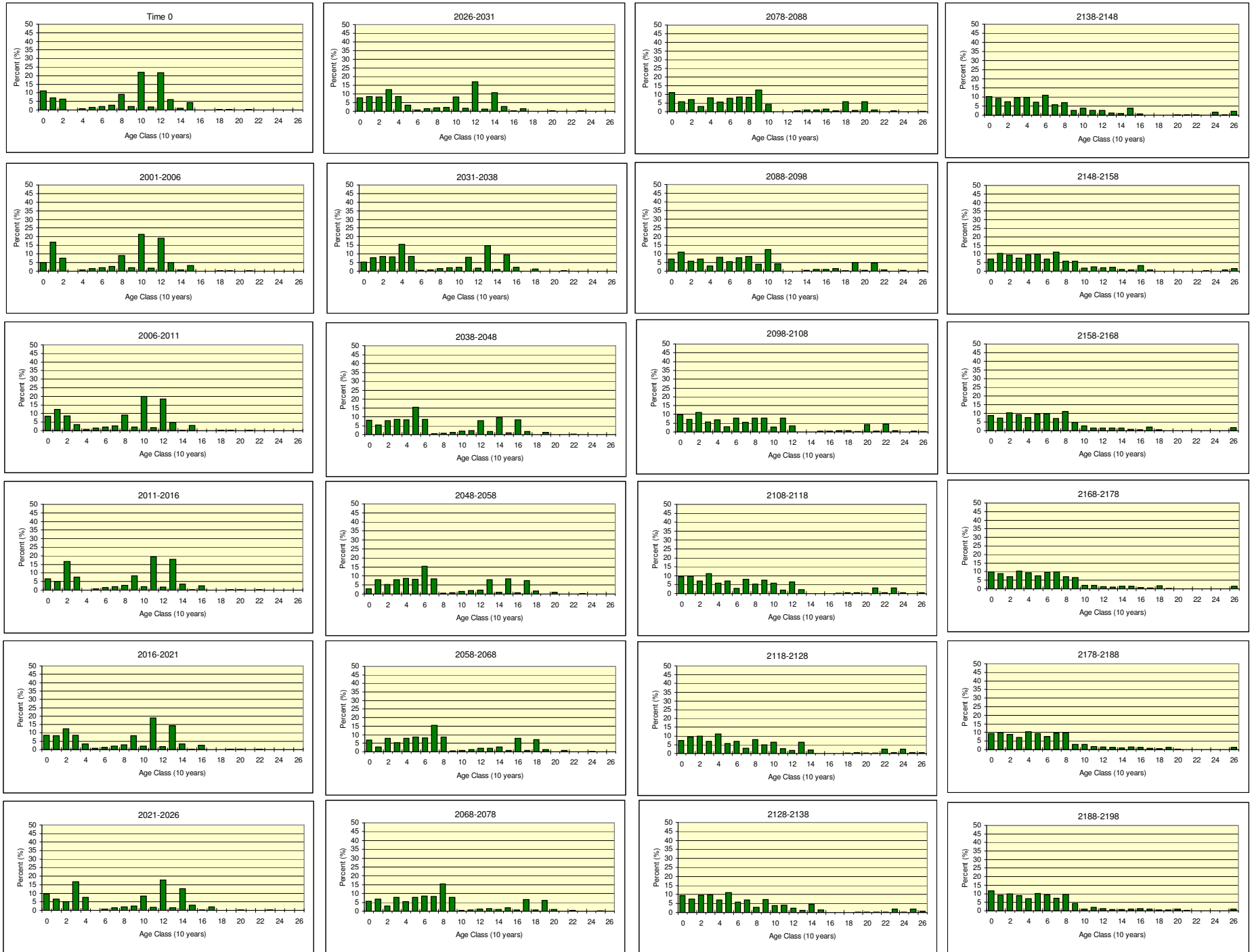
Run 4

Operable Age Class Distribution (%) - Atkinson Creek



Period	Ten Year Age Classes																										Total			
	0	1	2	3	4	5	6	7	8	9	10	11	12	13	14	15	16	17	18	19	20	21	22	23	24	25		26		
Time 0	11	7	6	0	1	1	2	3	9	2	22	2	22	6	1	4	0	0	0	0	0	0	0	0	0	0	0	0	100	
2001-2006	5	17	8	0	1	1	2	3	9	2	21	2	19	5	1	3	0	0	0	0	0	0	0	0	0	0	0	0	100	
2006-2011	8	12	9	3	1	1	2	3	9	2	20	2	18	5	0	3	0	0	0	0	0	0	0	0	0	0	0	0	100	
2011-2016	7	5	17	8	0	1	1	2	3	8	2	20	2	18	4	0	3	0	0	0	0	0	0	0	0	0	0	0	100	
2016-2021	9	8	12	9	3	1	1	2	3	8	2	19	2	14	3	0	2	0	0	0	0	0	0	0	0	0	0	0	100	
2021-2026	10	7	5	17	8	0	1	1	2	2	8	2	18	1	13	3	0	2	0	0	0	0	0	0	0	0	0	0	100	
2026-2031	8	9	8	12	9	3	1	1	2	2	8	2	17	1	11	3	0	2	0	0	0	0	0	0	0	0	0	0	100	
2031-2038	5	8	9	8	15	9	0	1	1	2	2	8	2	15	1	10	2	0	1	0	0	0	0	0	0	0	0	0	100	
2038-2048	8	5	8	9	8	15	9	0	1	1	2	2	8	2	9	1	8	2	0	1	0	0	0	0	0	0	0	0	100	
2048-2058	3	8	5	8	9	8	15	9	0	1	1	2	2	8	1	8	1	8	2	0	1	0	0	0	0	0	0	0	100	
2058-2068	7	3	8	5	8	9	8	15	9	0	1	1	2	2	3	1	8	1	7	1	0	1	0	0	0	0	0	0	100	
2068-2078	6	7	3	8	5	8	9	8	15	8	0	1	1	2	1	2	1	7	1	6	1	0	1	0	0	0	0	0	100	
2078-2088	11	6	7	3	8	5	8	9	8	13	4	0	0	1	1	1	1	0	6	1	6	1	0	1	0	0	0	0	100	
2088-2098	7	11	6	7	3	8	5	8	9	4	13	4	0	0	1	1	1	1	0	5	1	5	1	0	0	0	0	0	100	
2098-2108	10	7	11	6	7	3	8	5	8	8	3	8	3	0	0	1	0	1	1	0	4	1	4	1	0	0	0	0	100	
2108-2118	10	10	7	11	6	7	3	8	5	7	6	2	7	2	0	0	0	0	1	1	0	3	1	3	1	0	0	0	100	
2118-2128	7	10	10	7	11	6	7	3	8	5	6	3	2	6	2	0	0	0	0	0	0	0	3	0	3	0	0	0	100	
2128-2138	9	7	10	10	7	11	6	7	3	7	4	4	2	1	5	1	0	0	0	0	0	0	0	2	0	2	0	1	100	
2138-2148	10	9	7	10	10	7	11	6	7	3	4	3	3	1	1	4	1	0	0	0	0	0	0	0	0	2	0	2	100	
2148-2158	7	10	9	7	10	10	7	11	6	6	2	3	2	1	1	3	1	0	0	0	0	0	0	0	0	0	1	2	100	
2158-2168	9	7	10	9	7	10	10	7	11	5	3	1	1	2	2	1	1	2	1	0	0	0	0	0	0	0	0	0	2	100
2168-2178	10	9	7	10	9	7	10	10	7	7	2	2	1	1	2	1	1	1	2	0	0	0	0	0	0	0	0	1	100	
2178-2188	9	10	9	7	10	9	7	10	10	3	3	2	2	1	1	1	1	1	1	1	0	0	0	0	0	0	0	1	100	
2188-2198	12	9	10	9	7	10	9	7	10	4	1	2	1	1	1	1	1	1	0	0	1	0	0	0	0	0	0	1	100	
Age Range	0	1-10	11-20	21-30	31-40	41-50	51-60	61-70	71-80	81-90	91-100	101-110	111-120	121-130	131-140	141-150	151-160	161-170	171-180	181-190	191-200	201-210	211-220	221-230	231-240	241-250	251+			

Note: Values in tables are rounded

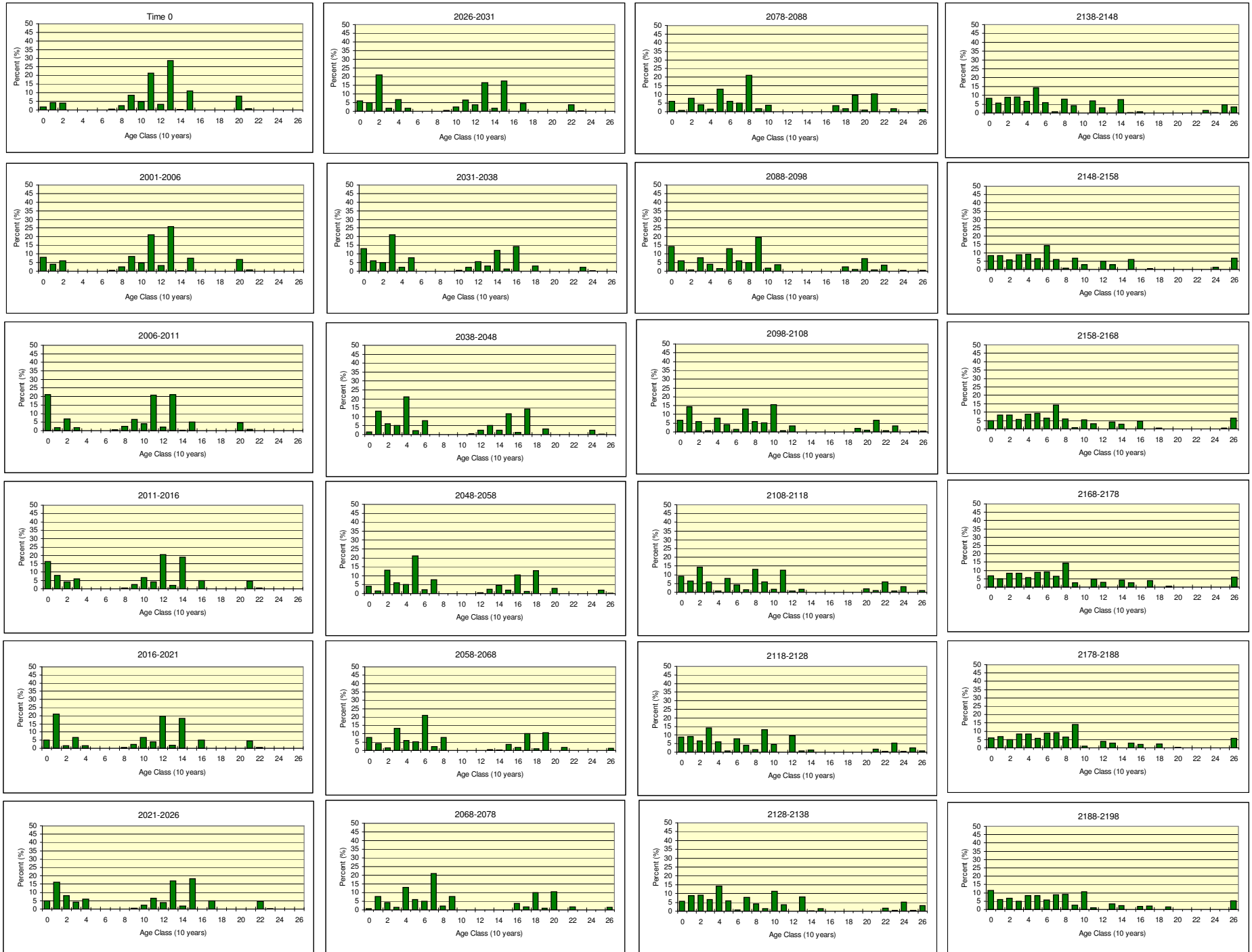


Period	Ten Year Age Classes																										Total	
	0	1	2	3	4	5	6	7	8	9	10	11	12	13	14	15	16	17	18	19	20	21	22	23	24	25		26
Time 0	1	1	0	0	5	0	0	0	0	16	11	26	6	4	3	7	3	7	2	2	1	1	0	1	0	2	2	100
2001-2006	2	2	0	0	5	0	0	0	0	15	11	26	6	4	3	7	3	7	2	2	1	1	0	1	0	2	2	100
2006-2011	4	1	1	0	5	0	0	0	0	15	11	25	6	4	3	7	3	7	1	1	1	1	0	0	0	2	1	100
2011-2016	15	2	2	0	0	5	0	0	0	0	15	11	23	5	2	2	5	2	5	1	1	0	1	0	0	0	3	100
2016-2021	20	4	1	1	0	5	0	0	0	0	14	11	20	3	2	2	4	2	4	1	1	0	1	0	0	0	3	100
2021-2026	14	15	2	2	0	0	5	0	0	0	0	14	11	16	3	2	2	4	2	4	1	1	0	1	0	0	2	100
2026-2031	11	20	4	1	1	0	5	0	0	0	0	14	10	14	3	2	2	3	2	3	1	1	0	1	0	0	2	100
2031-2038	4	11	20	4	2	0	0	5	0	0	0	0	13	9	13	3	1	2	3	2	3	0	0	0	1	0	2	100
2038-2048	10	4	11	20	4	2	0	0	5	0	0	0	12	7	11	2	0	2	3	1	2	0	0	0	1	0	2	100
2048-2058	9	10	4	11	20	4	2	0	0	5	0	0	0	8	6	9	2	0	1	3	1	2	0	0	0	0	2	100
2058-2068	6	9	10	4	11	20	4	2	0	0	5	0	0	0	5	5	7	2	0	1	2	1	2	0	0	0	2	100
2068-2078	4	6	9	10	4	11	20	4	2	0	0	5	0	0	0	4	5	6	2	0	1	2	0	2	0	2	0	100
2078-2088	13	4	6	9	10	4	11	20	4	1	0	0	1	0	0	0	2	4	4	1	0	0	2	0	2	0	1	100
2088-2098	6	13	4	6	9	10	4	11	20	4	1	0	0	1	0	0	0	2	2	2	1	0	0	1	0	1	0	100
2098-2108	2	6	13	4	6	9	10	4	11	20	4	1	0	0	1	0	0	0	1	2	2	1	0	0	1	0	1	100
2108-2118	18	2	6	13	4	6	9	10	4	11	10	1	1	0	0	0	0	0	0	0	1	1	0	0	0	0	1	100
2118-2128	12	18	2	6	13	4	6	9	10	4	9	1	1	0	0	0	0	0	0	0	0	0	1	0	0	0	1	100
2128-2138	8	12	18	2	6	13	4	6	9	10	3	3	1	1	0	0	0	0	0	0	0	0	0	1	0	0	1	100
2138-2148	13	8	12	18	2	6	13	4	6	9	3	0	2	0	0	0	0	0	0	0	0	0	0	0	0	0	1	100
2148-2158	10	13	8	12	18	2	6	13	4	4	4	1	0	1	0	0	0	0	0	0	0	0	0	0	0	0	2	100
2158-2168	5	10	13	8	12	18	2	6	13	3	2	2	1	0	1	0	0	0	0	0	0	0	0	0	0	0	2	100
2168-2178	13	5	10	13	8	12	18	2	6	8	0	1	0	0	0	1	0	0	0	0	0	0	0	0	0	0	1	100
2178-2188	6	13	5	10	13	8	12	18	2	5	3	0	1	0	0	0	1	0	0	0	0	0	0	0	0	0	1	100
2188-2198	4	6	13	5	10	13	8	12	18	2	3	2	0	1	0	0	0	1	0	0	0	0	0	0	0	0	1	100
Age Range	0	1-10	11-20	21-30	31-40	41-50	51-60	61-70	71-80	81-90	91-100	101-110	111-120	121-130	131-140	141-150	151-160	161-170	171-180	181-190	191-200	201-210	211-220	221-230	231-240	241-250	251+	

Note: Values in tables are rounded

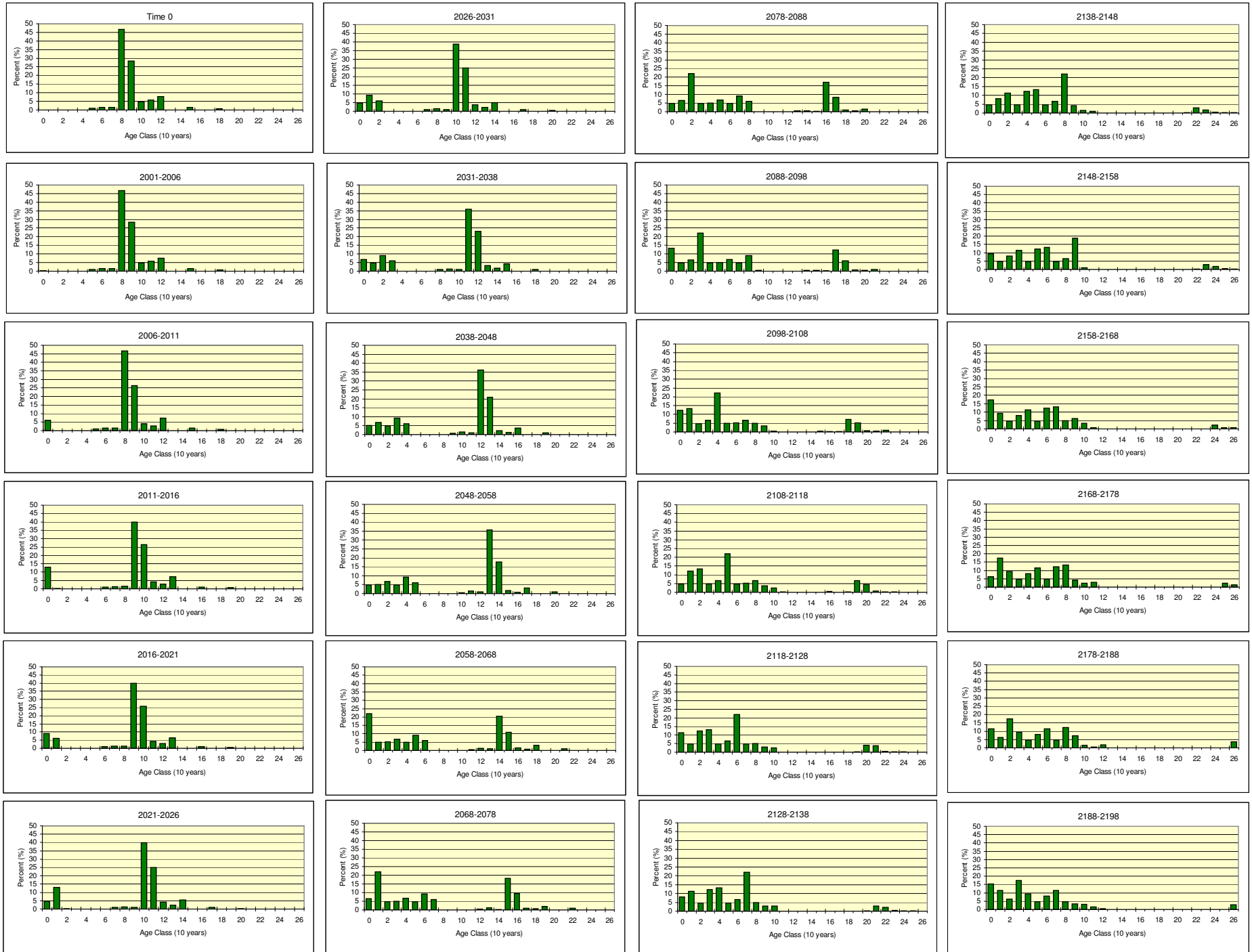
Period	Ten Year Age Classes																										Total	
	0	1	2	3	4	5	6	7	8	9	10	11	12	13	14	15	16	17	18	19	20	21	22	23	24	25		26
Time 0	2	4	4	0	0	0	0	1	2	9	5	21	3	29	0	11	0	0	0	0	8	1	0	0	0	0	0	100
2001-2006	8	4	6	0	0	0	0	1	2	9	5	21	3	26	0	7	0	0	0	0	7	1	0	0	0	0	0	100
2006-2011	21	2	7	2	0	0	0	1	2	7	4	21	2	21	0	5	0	0	0	0	5	1	0	0	0	0	0	100
2011-2016	16	8	4	6	0	0	0	0	1	2	7	4	20	2	19	0	5	0	0	0	0	5	1	0	0	0	0	100
2016-2021	5	21	2	7	2	0	0	0	1	2	7	4	20	2	18	0	5	0	0	0	0	5	1	0	0	0	0	100
2021-2026	5	16	8	4	6	0	0	0	0	1	2	7	4	17	2	18	0	5	0	0	0	0	5	0	0	0	0	100
2026-2031	6	5	21	2	7	2	0	0	0	1	2	7	4	16	2	18	0	4	0	0	0	0	4	0	0	0	0	100
2031-2038	13	6	5	21	2	8	0	0	0	0	1	2	5	3	12	1	14	0	3	0	0	0	0	2	0	0	0	100
2038-2048	2	13	6	5	21	2	8	0	0	0	0	1	2	5	2	12	1	14	0	3	0	0	0	0	2	0	0	100
2048-2058	4	2	13	6	5	21	2	8	0	0	0	0	1	2	5	2	11	1	13	0	3	0	0	0	0	2	0	100
2058-2068	8	4	2	13	6	5	21	2	8	0	0	0	0	1	0	4	2	10	1	11	0	2	0	0	0	0	1	100
2068-2078	1	8	4	2	13	6	5	21	2	8	0	0	0	0	0	4	2	10	1	11	0	2	0	0	0	0	1	100
2078-2088	6	1	8	4	2	13	6	5	21	2	4	0	0	0	0	0	4	2	10	1	10	0	2	0	0	0	1	100
2088-2098	14	6	1	8	4	2	13	6	5	20	2	4	0	0	0	0	0	0	3	1	7	1	4	0	0	0	1	100
2098-2108	7	14	6	1	8	4	2	13	6	5	15	1	4	0	0	0	0	0	0	2	1	7	1	3	0	0	1	100
2108-2118	9	7	14	6	1	8	4	2	13	6	2	13	1	2	0	0	0	0	0	0	2	1	6	1	3	0	1	100
2118-2128	9	9	7	14	6	1	8	4	2	13	5	0	10	1	1	0	0	0	0	0	2	1	5	1	3	1	100	
2128-2138	6	9	9	7	14	6	1	8	4	2	11	4	0	8	0	1	0	0	0	0	0	2	0	5	0	3	100	
2138-2148	8	6	9	9	7	14	6	1	8	4	0	7	3	0	8	0	1	0	0	0	0	0	2	0	5	4	100	
2148-2158	8	8	6	9	9	7	14	6	1	7	3	0	5	3	0	6	0	1	0	0	0	0	0	1	0	7	100	
2158-2168	5	8	8	6	9	9	7	14	6	1	5	3	0	4	3	0	5	0	0	0	0	0	0	0	1	6	100	
2168-2178	7	5	8	8	6	9	9	7	14	3	0	5	3	0	4	3	0	4	0	0	0	0	0	0	0	6	100	
2178-2188	6	7	5	8	8	6	9	9	7	14	1	0	4	3	0	3	2	0	2	0	0	0	0	0	0	6	100	
2188-2198	11	6	7	5	8	8	6	9	9	3	11	1	0	3	2	0	2	2	0	2	0	0	0	0	0	5	100	
Age Range	0	1-10	11-20	21-30	31-40	41-50	51-60	61-70	71-80	81-90	91-100	101-110	111-120	121-130	131-140	141-150	151-160	161-170	171-180	181-190	191-200	201-210	211-220	221-230	231-240	241-250	251+	

Note: Values in tables are rounded



Period	Ten Year Age Classes																										Total		
	0	1	2	3	4	5	6	7	8	9	10	11	12	13	14	15	16	17	18	19	20	21	22	23	24	25		26	
Time 0	0	0	0	0	0	1	1	1	47	28	5	6	8	0	0	1	0	0	0	1	0	0	0	0	0	0	0	0	100
2001-2006	0	0	0	0	0	1	1	1	47	28	5	6	7	0	0	1	0	0	1	0	0	0	0	0	0	0	0	0	100
2006-2011	6	0	0	0	0	1	1	1	47	26	4	3	7	0	0	1	0	0	1	0	0	0	0	0	0	0	0	0	100
2011-2016	13	0	0	0	0	0	1	1	1	40	26	4	3	7	0	0	1	0	0	1	0	0	0	0	0	0	0	0	100
2016-2021	9	6	0	0	0	0	1	1	1	40	26	4	3	6	0	0	1	0	0	1	0	0	0	0	0	0	0	0	100
2021-2026	5	13	0	0	0	0	0	1	1	1	40	25	4	2	5	0	0	1	0	0	0	0	0	0	0	0	0	0	100
2026-2031	5	9	6	0	0	0	0	1	1	1	39	25	4	2	5	0	0	1	0	0	0	0	0	0	0	0	0	0	100
2031-2038	7	5	9	6	0	0	0	0	1	1	1	36	23	3	2	4	0	0	1	0	0	0	0	0	0	0	0	0	100
2038-2048	5	7	5	9	6	0	0	0	0	1	1	1	36	21	2	1	4	0	0	1	0	0	0	0	0	0	0	0	100
2048-2058	5	5	7	5	9	6	0	0	0	0	1	1	1	36	18	2	1	3	0	0	1	0	0	0	0	0	0	0	100
2058-2068	22	5	5	7	5	9	6	0	0	0	0	1	1	1	21	11	2	1	3	0	0	1	0	0	0	0	0	0	100
2068-2078	7	22	5	5	7	5	9	6	0	0	0	0	1	1	0	18	10	1	1	2	0	0	1	0	0	0	0	0	100
2078-2088	5	7	22	5	5	7	5	9	6	0	0	0	0	1	1	0	17	8	1	1	2	0	0	0	0	0	0	0	100
2088-2098	13	5	7	22	5	5	7	5	9	0	0	0	0	0	1	1	0	12	6	1	1	1	0	0	0	0	0	0	100
2098-2108	12	13	5	7	22	5	5	7	5	4	0	0	0	0	0	0	0	0	7	5	1	1	1	0	0	0	0	0	100
2108-2118	5	12	13	5	7	22	5	5	7	4	3	0	0	0	0	0	0	0	0	7	4	1	0	0	0	0	0	0	100
2118-2128	11	5	12	13	5	7	22	5	5	3	3	0	0	0	0	0	0	0	0	4	4	1	0	0	0	0	0	0	100
2128-2138	8	11	5	12	13	5	7	22	5	3	3	0	0	0	0	0	0	0	0	0	3	2	1	0	0	0	0	0	100
2138-2148	5	8	11	5	12	13	5	7	22	4	1	1	0	0	0	0	0	0	0	0	0	0	3	2	0	0	0	0	100
2148-2158	9	5	8	11	5	12	13	5	7	19	1	0	0	0	0	0	0	0	0	0	0	0	0	3	2	0	0	0	100
2158-2168	17	9	5	8	11	5	12	13	5	6	3	1	0	0	0	0	0	0	0	0	0	0	0	0	0	2	1	1	100
2168-2178	6	17	9	5	8	11	5	12	13	4	2	3	0	0	0	0	0	0	0	0	0	0	0	0	0	0	2	1	100
2178-2188	11	6	17	9	5	8	11	5	12	7	2	1	2	0	0	0	0	0	0	0	0	0	0	0	0	0	0	4	100
2188-2198	15	11	6	17	9	5	8	11	5	3	3	2	0	0	0	0	0	0	0	0	0	0	0	0	0	0	0	3	100
Age Range	0	1-10	11-20	21-30	31-40	41-50	51-60	61-70	71-80	81-90	91-100	101-110	111-120	121-130	131-140	141-150	151-160	161-170	171-180	181-190	191-200	201-210	211-220	221-230	231-240	241-250	251+		

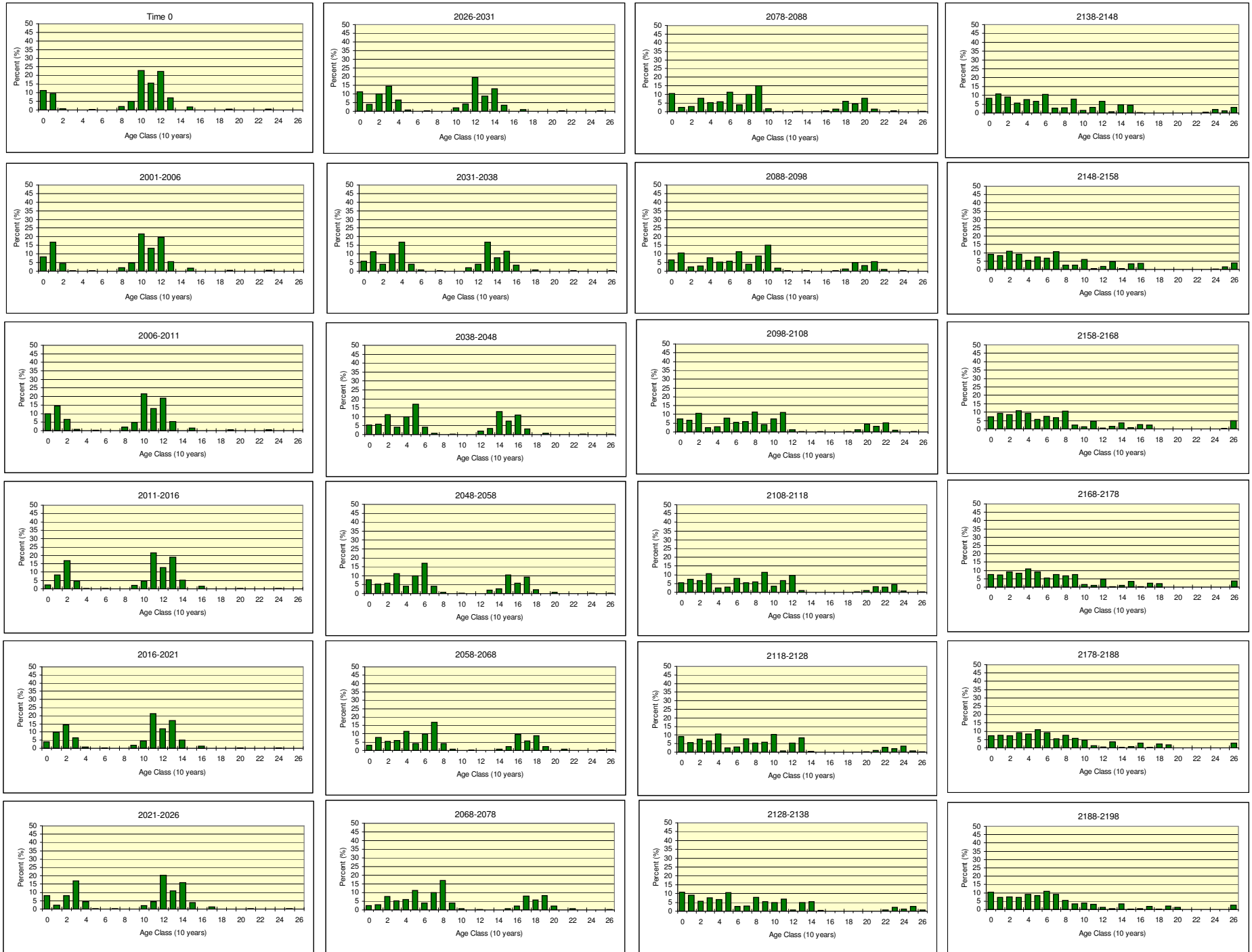
Note: Values in tables are rounded



Period	Ten Year Age Classes																										Total	
	0	1	2	3	4	5	6	7	8	9	10	11	12	13	14	15	16	17	18	19	20	21	22	23	24	25		26
Time 0	11	10	1	0	0	0	0	0	2	5	23	16	22	7	0	2	0	0	0	0	0	0	0	0	1	0	0	100
2001-2006	8	17	5	0	0	0	0	0	2	5	22	13	20	6	0	2	0	0	0	0	0	0	0	0	1	0	0	100
2006-2011	10	14	7	1	0	0	0	0	2	5	22	13	19	5	0	2	0	0	0	0	0	0	0	0	0	0	0	100
2011-2016	2	8	17	5	0	0	0	0	0	2	5	22	13	19	5	0	1	0	0	0	0	0	0	0	0	0	0	100
2016-2021	4	10	14	7	1	0	0	0	0	2	4	21	12	17	5	0	1	0	0	0	0	0	0	0	0	0	0	100
2021-2026	8	2	8	17	5	0	0	0	0	2	4	20	11	16	4	0	1	0	0	0	0	0	0	0	0	0	0	100
2026-2031	11	4	10	14	7	1	0	0	0	0	2	4	20	9	13	4	0	1	0	0	0	0	0	0	0	0	0	100
2031-2038	6	11	4	10	17	4	1	0	0	0	0	2	4	17	8	12	3	0	1	0	0	0	0	0	0	0	0	100
2038-2048	5	6	11	4	10	17	4	1	0	0	0	2	3	13	8	11	3	0	1	0	0	0	0	0	0	0	0	100
2048-2058	8	5	6	11	4	10	17	4	1	0	0	0	2	3	10	6	9	2	0	1	0	0	0	0	0	0	0	100
2058-2068	3	8	5	6	11	4	10	17	4	1	0	0	0	1	2	10	6	9	2	0	1	0	0	0	0	0	0	100
2068-2078	3	3	8	5	6	11	4	10	17	4	1	0	0	0	1	2	8	6	8	2	0	1	0	0	0	0	0	100
2078-2088	11	3	3	8	5	6	11	4	10	15	2	0	0	0	0	0	2	6	4	8	2	0	0	0	0	0	0	100
2088-2098	7	11	3	3	8	5	6	11	4	9	15	2	0	0	0	0	0	0	1	5	3	5	1	0	0	0	0	100
2098-2108	7	7	11	3	3	8	5	6	11	4	7	11	1	0	0	0	0	0	0	1	4	3	5	1	0	0	0	100
2108-2118	6	7	7	11	3	3	8	5	6	11	3	7	10	1	0	0	0	0	0	0	1	3	3	4	1	0	0	100
2118-2128	9	6	7	7	11	3	3	8	5	6	10	1	5	8	1	0	0	0	0	0	1	3	2	3	1	0	0	100
2128-2138	11	9	6	7	7	11	3	3	8	5	5	7	1	5	5	0	0	0	0	0	0	1	2	1	3	1	100	
2138-2148	8	11	9	6	7	7	11	3	3	8	1	3	7	1	5	4	0	0	0	0	0	0	0	1	2	1	3	100
2148-2158	9	8	11	9	6	7	7	11	3	3	6	1	2	5	1	3	4	0	0	0	0	0	0	0	0	2	4	100
2158-2168	7	9	8	11	9	6	7	7	11	2	1	5	0	2	4	1	3	2	0	0	0	0	0	0	0	0	5	100
2168-2178	8	7	9	8	11	9	6	7	7	8	2	1	5	0	1	3	0	2	2	0	0	0	0	0	0	0	4	100
2178-2188	7	8	7	9	8	11	9	6	7	6	5	1	1	4	0	1	3	0	2	2	0	0	0	0	0	0	3	100
2188-2198	10	7	8	7	9	8	11	9	6	3	4	3	1	1	3	0	0	2	0	2	1	0	0	0	0	0	3	100

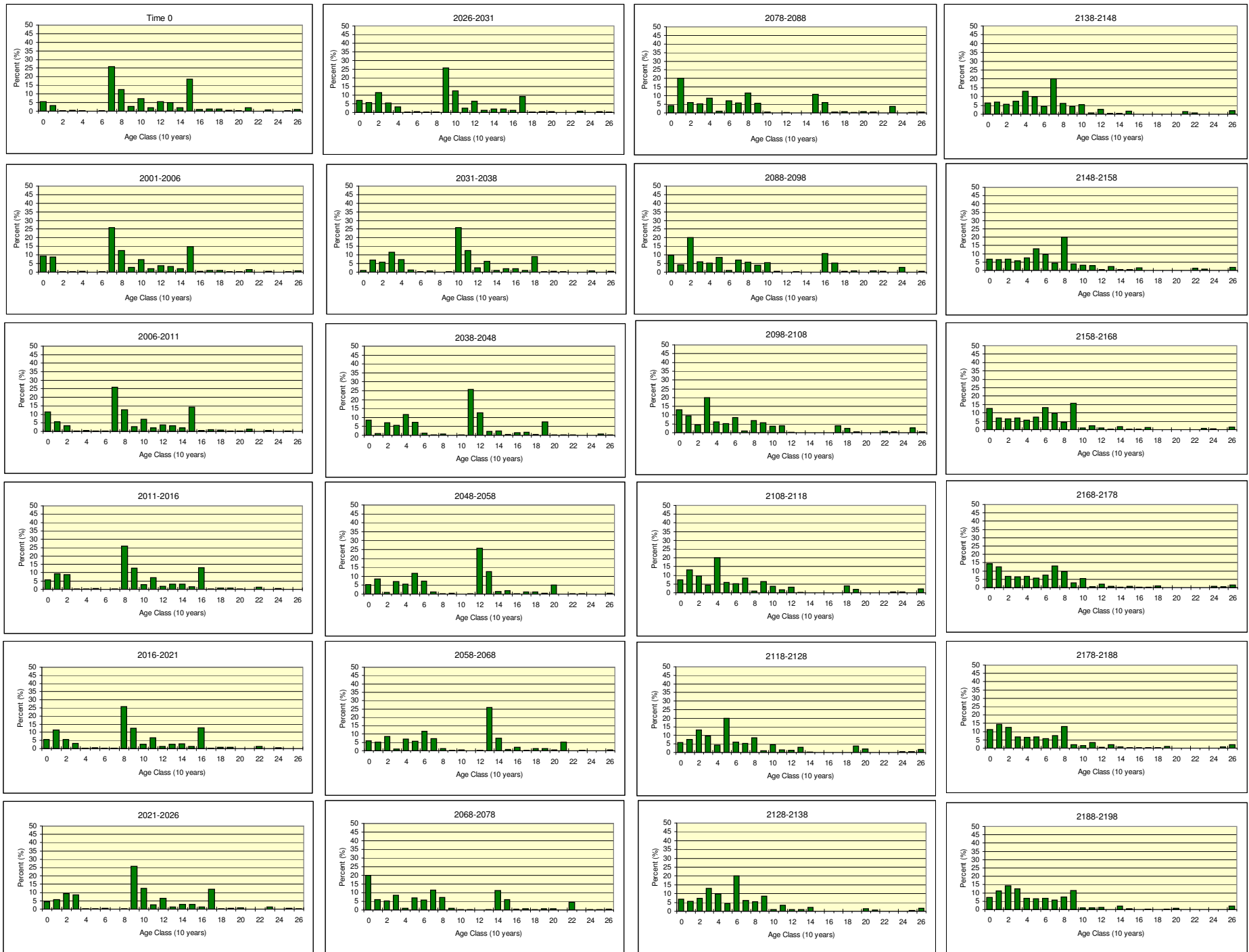
Age Range	0	1-10	11-20	21-30	31-40	41-50	51-60	61-70	71-80	81-90	91-100	101-110	111-120	121-130	131-140	141-150	151-160	161-170	171-180	181-190	191-200	201-210	211-220	221-230	231-240	241-250	251+
-----------	---	------	-------	-------	-------	-------	-------	-------	-------	-------	--------	---------	---------	---------	---------	---------	---------	---------	---------	---------	---------	---------	---------	---------	---------	---------	------

Note: Values in tables are rounded



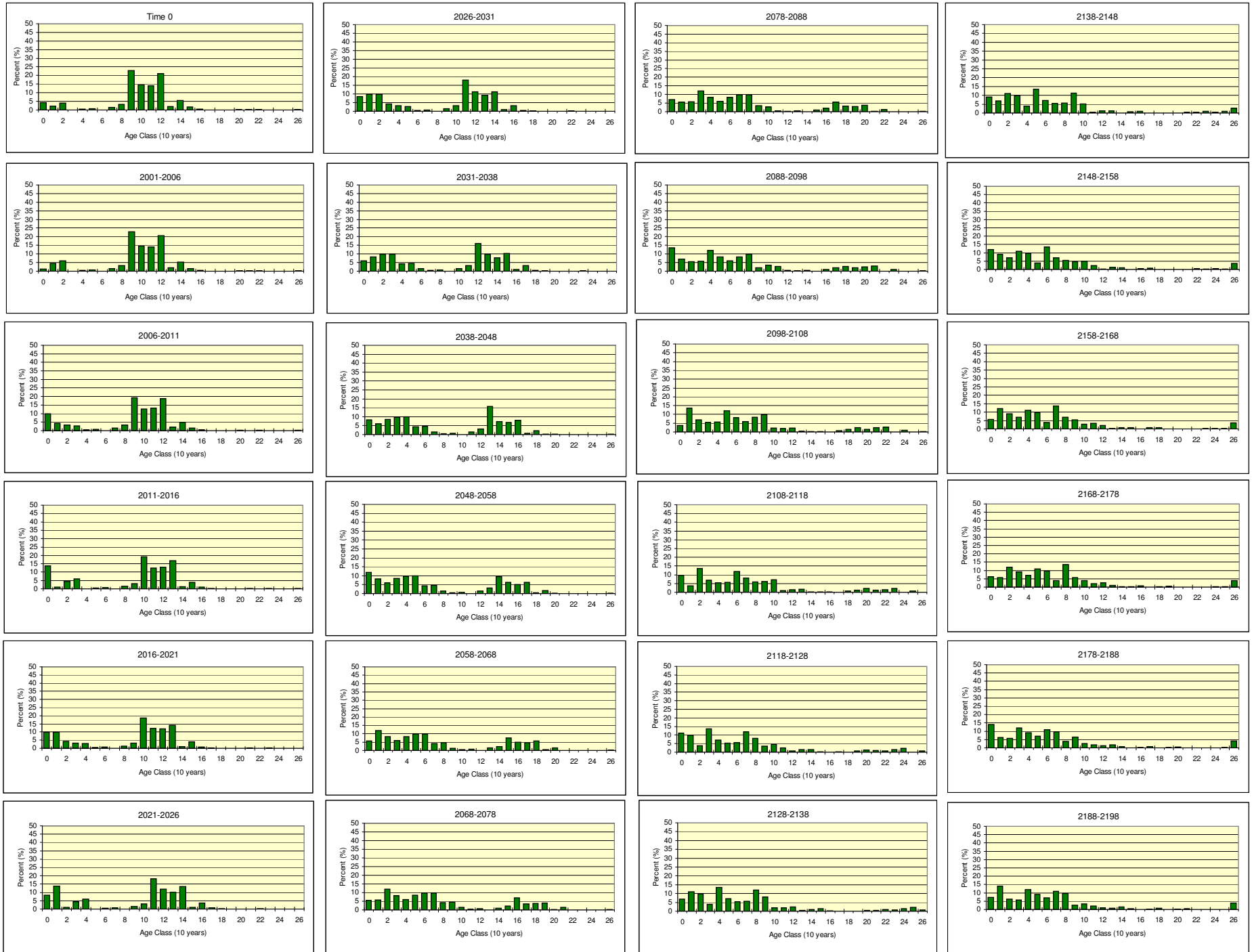
Period	Ten Year Age Classes																										Total		
	0	1	2	3	4	5	6	7	8	9	10	11	12	13	14	15	16	17	18	19	20	21	22	23	24	25		26	
Time 0	6	3	0	1	0	0	0	26	13	3	7	2	5	5	2	19	1	1	1	0	0	2	0	1	0	0	1	100	
2001-2006	9	9	0	0	1	0	0	26	13	3	7	2	4	3	2	15	0	1	1	0	0	2	0	1	0	0	1	100	
2006-2011	12	6	3	0	1	0	0	26	13	3	7	2	4	3	2	14	0	1	1	0	0	1	0	1	0	0	0	100	
2011-2016	6	9	9	0	0	1	0	0	26	13	3	7	2	3	3	2	13	0	1	1	0	0	1	0	1	0	0	100	
2016-2021	6	12	6	3	0	1	0	0	26	13	3	7	1	3	3	1	13	0	1	1	0	0	1	0	1	0	0	100	
2021-2026	4	6	9	9	0	0	1	0	0	26	13	3	7	1	3	3	1	12	0	0	1	0	0	1	0	0	0	100	
2026-2031	7	6	12	6	3	0	1	0	0	26	13	3	7	1	2	2	1	9	0	0	0	0	0	1	0	0	0	100	
2031-2038	1	7	6	12	7	1	0	1	0	0	26	13	2	6	1	2	2	1	9	0	0	0	0	0	1	0	1	100	
2038-2048	9	1	7	6	12	7	1	0	1	0	0	26	13	2	2	0	1	2	1	8	0	0	0	0	0	1	0	100	
2048-2058	5	9	1	7	6	12	7	1	0	0	0	0	26	13	2	2	0	1	1	0	5	0	0	0	0	0	0	100	
2058-2068	6	5	9	1	7	6	12	7	1	0	0	0	0	26	8	1	2	0	1	1	0	5	0	0	0	0	0	100	
2068-2078	20	6	5	9	1	7	6	12	7	1	0	0	0	0	11	6	1	1	0	1	1	0	4	0	0	0	0	100	
2078-2088	4	20	6	5	9	1	7	6	12	5	1	0	0	0	0	11	6	0	1	0	1	1	0	4	0	0	0	100	
2088-2098	10	4	20	6	5	9	1	7	6	4	5	1	0	0	0	0	11	5	0	1	0	1	1	0	3	0	1	100	
2098-2108	13	10	4	20	6	5	9	1	7	6	4	4	0	0	0	0	0	4	2	0	0	0	1	1	0	3	1	100	
2108-2118	7	13	10	4	20	6	5	9	1	6	4	2	3	0	0	0	0	4	2	0	0	0	0	0	0	0	0	2	100
2118-2128	6	7	13	10	4	20	6	5	9	1	5	1	1	3	0	0	0	0	4	2	0	0	0	0	0	0	0	2	100
2128-2138	7	6	7	13	10	4	20	6	5	8	1	3	1	1	2	0	0	0	0	0	1	1	0	0	0	0	0	2	100
2138-2148	6	7	6	7	13	10	4	20	6	4	6	1	3	1	1	2	0	0	0	0	0	1	1	0	0	0	0	2	100
2148-2158	7	6	7	6	7	13	10	4	20	4	3	0	2	1	1	2	0	0	0	0	0	0	1	1	0	0	0	2	100
2158-2168	13	7	6	7	6	7	13	10	4	16	1	2	1	0	2	0	0	1	0	0	0	0	0	1	0	0	0	2	100
2168-2178	14	13	7	6	7	6	7	13	10	3	5	1	2	1	0	1	0	0	1	0	0	0	0	0	1	0	0	2	100
2178-2188	11	14	13	7	6	7	6	7	13	2	2	3	1	2	1	0	0	0	0	1	0	0	0	0	0	0	1	2	100
2188-2198	7	11	14	13	7	6	7	6	7	12	1	1	1	0	2	0	0	0	0	0	1	0	0	0	0	0	0	2	100
Age Range	0	1-10	11-20	21-30	31-40	41-50	51-60	61-70	71-80	81-90	91-100	101-110	111-120	121-130	131-140	141-150	151-160	161-170	171-180	181-190	191-200	201-210	211-220	221-230	231-240	241-250	251+		

Note: Values in tables are rounded



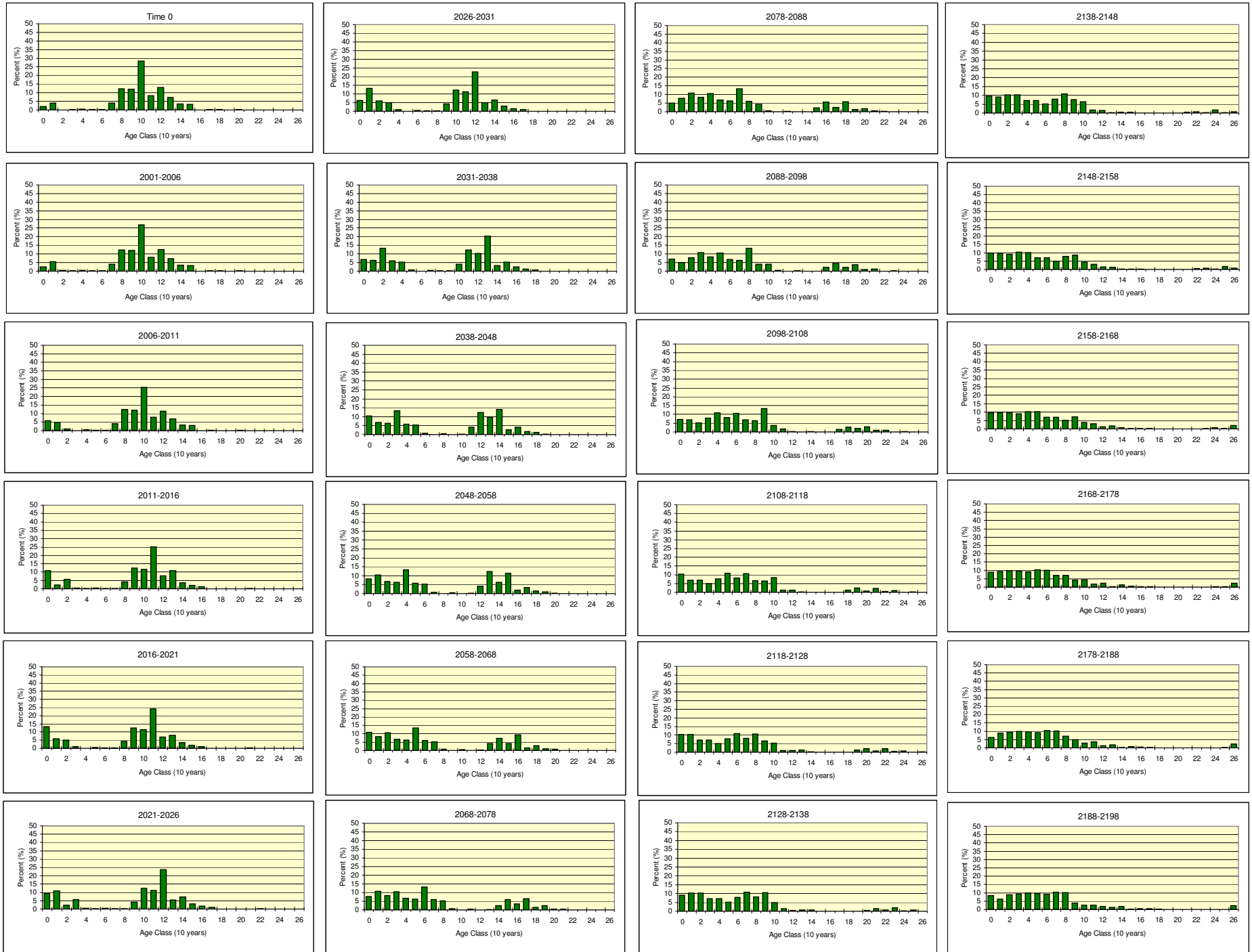
Period	Ten Year Age Classes																										Total		
	0	1	2	3	4	5	6	7	8	9	10	11	12	13	14	15	16	17	18	19	20	21	22	23	24	25		26	
Time 0	4	2	4	0	1	1	0	1	3	23	15	14	21	2	5	2	0	0	0	0	0	0	0	0	0	0	0	100	
2001-2006	1	4	6	0	1	1	0	1	3	23	15	14	21	2	5	2	0	0	0	0	0	0	0	0	0	0	0	100	
2006-2011	10	4	3	3	1	1	0	1	3	19	13	13	19	2	5	2	0	0	0	0	0	0	0	0	0	0	0	100	
2011-2016	14	1	4	6	0	1	1	0	1	3	19	12	13	17	1	4	1	0	0	0	0	0	0	0	0	0	0	100	
2016-2021	10	10	4	3	3	1	1	0	1	3	19	12	12	14	1	4	1	0	0	0	0	0	0	0	0	0	0	100	
2021-2026	8	14	1	4	6	0	1	1	0	1	3	18	12	10	14	1	4	1	0	0	0	0	0	0	0	0	0	100	
2026-2031	8	10	10	4	3	3	1	1	0	1	3	18	11	9	11	1	3	1	0	0	0	0	0	0	0	0	0	100	
2031-2038	6	8	10	10	4	5	1	1	1	0	1	3	16	10	8	10	1	3	1	0	0	0	0	0	0	0	0	100	
2038-2048	8	6	8	10	10	4	5	1	1	1	0	1	3	16	7	7	8	1	2	0	0	0	0	0	0	0	0	100	
2048-2058	12	8	6	8	10	10	4	5	1	0	1	0	1	3	9	6	5	6	0	2	0	0	0	0	0	0	0	100	
2058-2068	6	12	8	6	8	10	10	4	5	1	0	1	0	1	2	7	5	5	6	0	1	0	0	0	0	0	0	100	
2068-2078	5	6	12	8	6	8	10	10	4	4	1	0	1	0	1	2	7	4	4	4	0	1	0	0	0	0	0	100	
2078-2088	7	5	6	12	8	6	8	10	10	4	3	1	0	0	1	2	5	3	3	4	0	1	0	0	0	0	0	100	
2088-2098	14	7	5	6	12	8	6	8	10	2	4	3	1	0	0	0	1	2	3	2	2	3	0	1	0	0	0	100	
2098-2108	4	14	7	5	6	12	8	6	8	10	2	2	2	1	0	0	0	1	1	3	1	2	3	0	1	0	0	100	
2108-2118	10	4	14	7	5	6	12	8	6	6	7	1	2	2	0	0	0	0	1	1	2	1	2	2	0	1	0	100	
2118-2128	11	10	4	14	7	5	6	12	8	4	4	3	1	2	2	0	0	0	0	1	1	1	1	1	2	0	1	100	
2128-2138	7	11	10	4	14	7	5	6	12	8	2	2	2	0	1	1	0	0	0	0	1	1	1	1	1	2	1	100	
2138-2148	9	7	11	10	4	14	7	5	6	11	5	1	1	1	0	1	1	0	0	0	0	1	1	1	1	1	1	3	100
2148-2158	12	9	7	11	10	4	14	7	5	5	5	2	0	1	1	0	1	1	0	0	0	0	1	0	0	0	4	100	
2158-2168	6	12	9	7	11	10	4	14	7	5	3	3	2	0	1	1	0	1	1	0	0	0	0	0	0	0	4	100	
2168-2178	6	6	12	9	7	11	10	4	14	6	4	2	3	1	0	0	1	0	0	1	0	0	0	0	0	0	4	100	
2178-2188	14	6	6	12	9	7	11	10	4	7	3	2	1	2	1	0	0	1	0	0	1	0	0	0	0	0	4	100	
2188-2198	7	14	6	6	12	9	7	11	10	3	3	2	1	1	2	1	0	0	1	0	0	1	0	0	0	0	4	100	
Age Range	0	1-10	11-20	21-30	31-40	41-50	51-60	61-70	71-80	81-90	91-100	101-110	111-120	121-130	131-140	141-150	151-160	161-170	171-180	181-190	191-200	201-210	211-220	221-230	231-240	241-250	251+		

Note: Values in tables are rounded



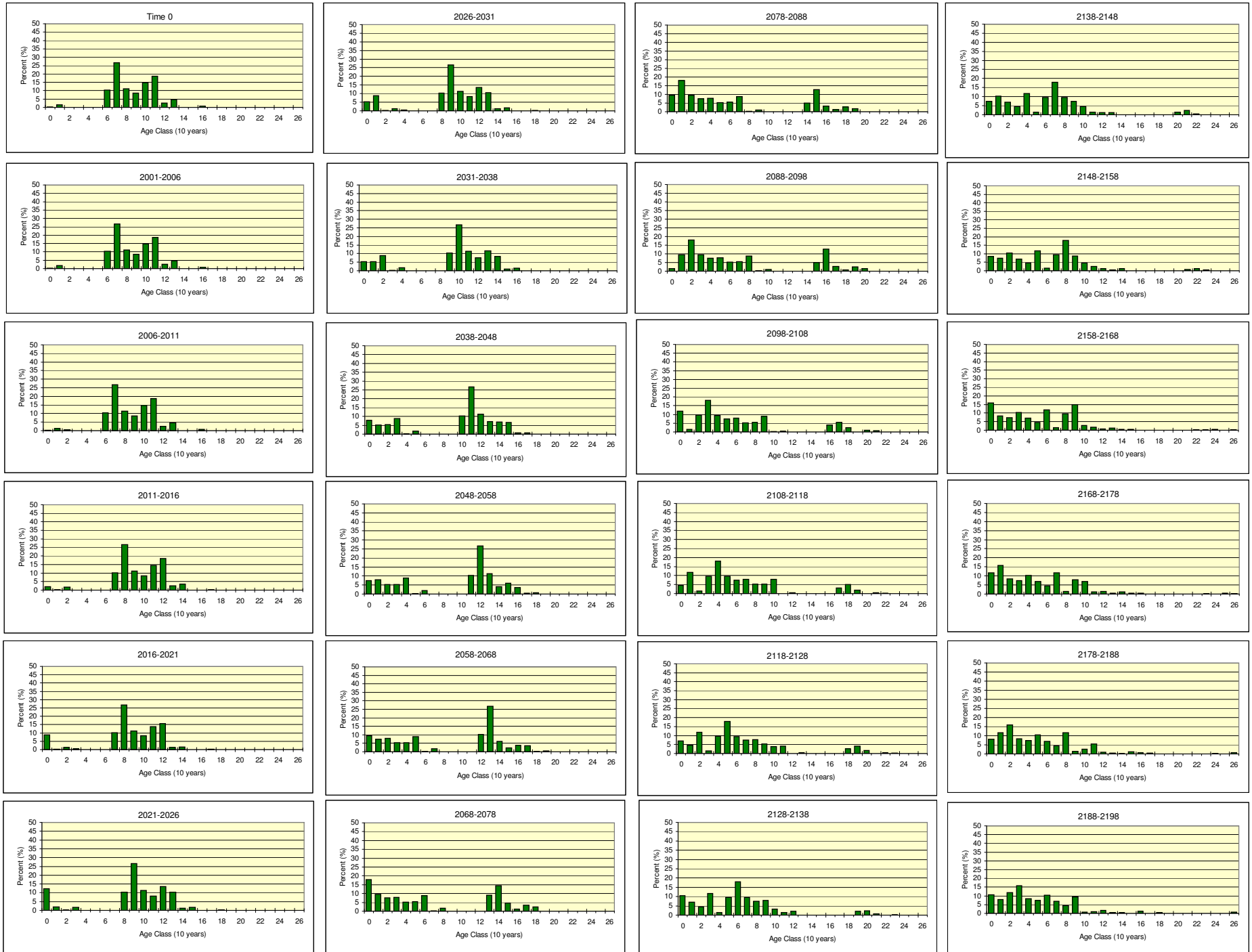
Period	Ten Year Age Classes																										Total	
	0	1	2	3	4	5	6	7	8	9	10	11	12	13	14	15	16	17	18	19	20	21	22	23	24	25		26
Time 0	2	4	0	0	0	0	0	4	12	12	28	8	13	7	4	3	0	0	0	0	0	0	0	0	0	0	0	100
2001-2006	2	6	0	0	0	0	0	4	12	12	27	8	12	7	3	3	0	0	0	0	0	0	0	0	0	0	0	100
2006-2011	6	5	1	0	1	0	0	4	12	12	25	8	11	7	3	3	0	0	0	0	0	0	0	0	0	0	0	100
2011-2016	11	2	6	0	0	0	0	4	12	12	25	8	11	4	2	1	0	0	0	0	0	0	0	0	0	0	0	100
2016-2021	13	6	5	1	0	1	0	0	4	12	11	24	7	8	3	2	1	0	0	0	0	0	0	0	0	0	0	100
2021-2026	9	11	2	6	0	0	0	0	4	12	11	24	6	7	3	2	1	0	0	0	0	0	0	0	0	0	0	100
2026-2031	6	13	6	5	1	0	1	0	4	12	11	23	5	7	3	2	1	0	0	0	0	0	0	0	0	0	0	100
2031-2038	7	6	13	6	5	1	0	1	0	4	12	10	20	3	5	3	1	1	0	0	0	0	0	0	0	0	0	100
2038-2048	11	7	6	13	6	5	1	0	1	0	4	12	10	14	3	4	2	1	0	0	0	0	0	0	0	0	0	100
2048-2058	8	11	7	6	13	6	5	1	0	1	0	4	12	6	11	2	3	1	1	0	0	0	0	0	0	0	0	100
2058-2068	11	8	11	7	6	13	6	5	1	0	1	0	4	7	4	9	2	3	1	1	0	0	0	0	0	0	0	100
2068-2078	8	11	8	11	7	6	13	6	5	1	0	1	0	2	6	3	7	1	2	1	1	0	0	0	0	0	0	100
2078-2088	5	8	11	8	11	7	6	13	6	4	0	0	0	0	2	6	3	6	1	2	1	0	0	0	0	0	0	100
2088-2098	7	5	8	11	8	11	7	6	13	4	4	0	0	0	0	2	5	2	4	1	1	0	0	0	0	0	0	100
2098-2108	7	7	5	8	11	8	11	7	6	13	4	2	0	0	0	0	1	3	2	3	1	1	0	0	0	0	0	100
2108-2118	10	7	7	5	8	11	8	11	7	6	9	1	1	0	0	0	0	1	2	1	2	1	1	0	0	0	0	100
2118-2128	10	10	7	7	5	8	11	8	11	7	5	1	1	1	0	0	0	0	1	2	1	2	1	1	0	0	0	100
2128-2138	9	10	10	7	7	5	8	11	8	10	5	1	0	1	1	0	0	0	0	1	1	1	1	2	0	1	0	100
2138-2148	10	9	10	10	7	7	5	8	11	8	6	2	1	0	0	1	0	0	0	0	0	1	1	0	2	0	1	100
2148-2158	10	10	9	10	10	7	7	5	8	9	4	3	2	1	0	0	0	0	0	0	0	0	0	1	0	2	1	100
2158-2168	9	10	10	9	10	10	7	7	5	7	4	3	1	2	1	0	0	0	0	0	0	0	0	0	1	0	2	100
2168-2178	9	9	10	10	9	10	10	7	7	4	5	2	2	0	1	1	0	0	0	0	0	0	0	0	0	0	2	100
2178-2188	6	9	9	10	10	9	10	10	7	5	3	4	1	2	0	1	1	0	0	0	0	0	0	0	0	0	2	100
2188-2198	8	6	9	9	10	10	9	10	10	4	3	3	2	1	2	0	0	1	0	0	0	0	0	0	0	0	2	100
Age Range	0	1-10	11-20	21-30	31-40	41-50	51-60	61-70	71-80	81-90	91-100	101-110	111-120	121-130	131-140	141-150	151-160	161-170	171-180	181-190	191-200	201-210	211-220	221-230	231-240	241-250	251+	

Note: Values in tables are rounded



Period	Ten Year Age Classes																										Total	
	0	1	2	3	4	5	6	7	8	9	10	11	12	13	14	15	16	17	18	19	20	21	22	23	24	25		26
Time 0	0	1	0	0	0	0	10	27	11	9	15	19	3	5	0	0	1	0	0	0	0	0	0	0	0	0	0	100
2001-2006	0	2	0	0	0	0	10	27	11	9	15	19	3	5	0	0	1	0	0	0	0	0	0	0	0	0	0	100
2006-2011	0	1	1	0	0	0	10	27	11	9	15	19	3	5	0	0	1	0	0	0	0	0	0	0	0	0	0	100
2011-2016	2	0	2	0	0	0	0	10	27	11	8	15	19	3	4	0	0	0	0	0	0	0	0	0	0	0	0	100
2016-2021	9	0	1	1	0	0	0	10	27	11	8	14	16	1	2	0	0	0	0	0	0	0	0	0	0	0	0	100
2021-2026	12	2	0	2	0	0	0	10	27	11	8	14	10	1	2	0	0	0	0	0	0	0	0	0	0	0	0	100
2026-2031	5	9	0	1	1	0	0	10	27	11	8	14	10	1	2	0	0	0	0	0	0	0	0	0	0	0	0	100
2031-2038	5	5	9	0	2	0	0	0	10	27	11	8	12	8	1	2	0	0	0	0	0	0	0	0	0	0	0	100
2038-2048	8	5	5	9	0	2	0	0	0	10	27	11	7	7	7	1	1	0	0	0	0	0	0	0	0	0	0	100
2048-2058	8	8	5	5	9	0	2	0	0	0	10	27	11	4	6	4	0	1	0	0	0	0	0	0	0	0	0	100
2058-2068	10	8	8	5	5	9	0	2	0	0	0	10	27	6	2	4	3	0	0	0	0	0	0	0	0	0	0	100
2068-2078	18	10	8	8	5	5	9	0	2	0	0	0	0	9	15	5	1	3	2	0	0	0	0	0	0	0	0	100
2078-2088	10	18	10	8	8	5	5	9	0	1	0	0	0	0	5	13	3	1	3	2	0	0	0	0	0	0	0	100
2088-2098	1	10	18	10	8	8	5	5	9	0	1	0	0	0	5	13	3	1	3	2	0	0	0	0	0	0	0	100
2098-2108	12	1	10	18	10	8	8	5	5	9	0	1	0	0	0	4	6	2	0	1	1	0	0	0	0	0	0	100
2108-2118	5	12	1	10	18	10	8	8	5	5	8	0	0	0	0	0	3	5	2	0	0	0	0	0	0	0	0	100
2118-2128	7	5	12	1	10	18	10	8	8	5	4	4	0	0	0	0	0	3	4	2	0	0	0	0	0	0	0	100
2128-2138	10	7	5	12	1	10	18	10	8	8	3	1	2	0	0	0	0	0	2	2	1	0	0	0	0	0	0	100
2138-2148	7	10	7	5	12	1	10	18	10	8	5	1	1	1	0	0	0	0	0	2	2	0	0	0	0	0	0	100
2148-2158	8	7	10	7	5	12	1	10	18	9	5	2	1	1	1	0	0	0	0	0	1	1	0	0	0	0	0	100
2158-2168	16	8	7	10	7	5	12	1	10	15	3	2	1	1	1	1	0	0	0	0	0	0	0	0	0	0	0	100
2168-2178	12	16	8	7	10	7	5	12	1	8	7	1	1	1	1	1	0	0	0	0	0	0	0	0	0	0	0	100
2178-2188	8	12	16	8	7	10	7	5	12	1	3	6	1	1	0	1	1	1	0	0	0	0	0	0	0	0	1	100
2188-2198	11	8	12	16	8	7	10	7	5	9	1	1	2	0	1	0	1	0	1	0	0	0	0	0	0	0	1	100
Age Range	0	1-10	11-20	21-30	31-40	41-50	51-60	61-70	71-80	81-90	91-100	101-110	111-120	121-130	131-140	141-150	151-160	161-170	171-180	181-190	191-200	201-210	211-220	221-230	231-240	241-250	251+	

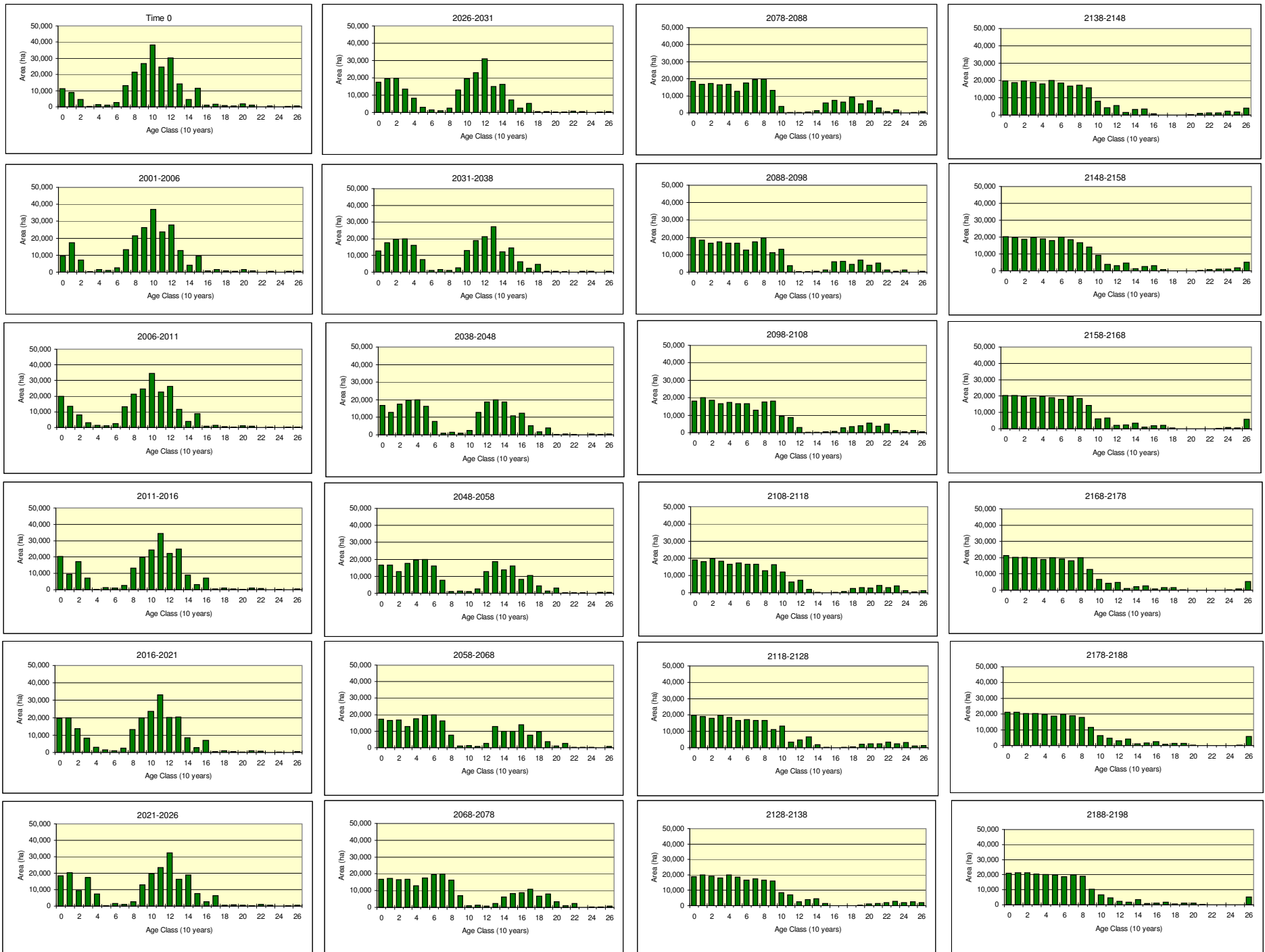
Note: Values in tables are rounded



Period	Ten Year Age Classes																										Total	
	0	1	2	3	4	5	6	7	8	9	10	11	12	13	14	15	16	17	18	19	20	21	22	23	24	25		26
Time 0	11,265	8,722	4,667	223	1,343	1,008	2,584	13,185	21,302	26,740	38,113	24,659	30,302	14,283	4,471	11,469	1,027	1,541	808	599	1,796	1,004	124	454	103	398	568	222,759
2001-2006	9,529	17,328	7,251	191	1,449	1,001	2,591	13,185	21,302	26,332	37,040	23,692	27,904	12,638	4,192	9,492	870	1,460	789	532	1,565	880	122	424	103	398	498	222,759
2006-2011	19,857	13,604	8,141	2,943	1,493	1,038	2,591	13,185	21,302	24,585	34,608	22,665	26,206	11,541	3,889	8,799	870	1,459	575	405	1,179	762	96	329	66	326	243	222,759
2011-2016	20,282	9,528	17,328	7,251	191	1,449	1,001	2,591	13,185	19,860	24,364	34,297	22,110	24,972	9,064	3,045	7,187	547	1,020	516	300	991	699	90	292	66	535	222,759
2016-2021	19,617	19,855	13,604	8,141	2,943	1,493	1,038	2,591	13,185	19,804	23,737	33,182	20,209	20,511	8,336	2,852	6,932	475	912	458	293	986	672	90	284	34	526	222,759
2021-2026	18,540	20,280	9,528	17,328	7,251	191	1,449	1,001	2,591	12,981	19,762	23,316	32,317	16,347	18,979	7,725	2,637	6,386	427	804	412	223	935	627	37	206	481	222,759
2026-2031	17,522	19,615	19,855	13,604	8,141	2,943	1,493	1,038	2,591	12,943	19,415	23,002	30,985	14,957	16,341	7,183	2,416	5,205	427	605	332	221	766	509	37	189	426	222,759
2031-2038	12,809	17,520	19,615	19,855	16,143	7,588	957	1,505	1,026	2,531	12,935	18,875	21,369	27,199	12,175	14,520	6,309	2,277	4,685	392	563	223	121	548	395	37	585	222,759
2038-2048	16,687	12,807	17,520	19,615	19,855	16,143	7,588	957	1,505	899	2,507	12,888	18,746	19,950	18,842	10,742	12,307	5,256	1,704	3,917	220	445	198	118	491	351	501	222,759
2048-2058	16,610	16,686	12,807	17,520	19,615	19,855	16,143	7,588	957	1,402	894	2,507	12,866	18,680	13,671	16,020	8,141	10,388	4,371	1,343	2,960	156	338	158	109	402	571	222,759
2058-2068	17,316	16,608	16,686	12,807	17,520	19,615	19,855	16,143	7,588	928	1,402	894	2,507	12,865	10,011	9,963	13,789	7,529	9,686	3,713	1,155	2,703	156	316	140	70	793	222,759
2068-2078	16,695	17,314	16,608	16,686	12,807	17,520	19,615	19,855	16,142	7,081	903	1,388	894	2,197	6,294	8,352	8,796	10,840	6,808	8,014	3,282	994	2,384	63	312	140	777	222,759
2078-2088	18,448	16,693	17,314	16,608	16,686	12,807	17,520	19,615	19,855	13,295	3,828	347	332	446	1,197	5,887	7,484	6,353	9,135	5,422	7,085	2,893	758	1,861	39	209	641	222,759
2088-2098	19,943	18,446	16,693	17,314	16,608	16,686	12,807	17,520	19,615	11,170	13,227	3,818	347	332	446	1,189	5,868	6,137	4,560	6,900	4,051	5,337	1,357	545	1,257	15	571	222,759
2098-2108	17,973	19,941	18,446	16,693	17,314	16,608	16,686	12,807	17,520	18,171	9,410	8,555	3,043	282	255	389	830	2,680	3,540	3,853	5,449	3,735	4,971	1,299	534	1,201	573	222,759
2108-2118	19,048	17,971	19,941	18,446	16,693	17,314	16,608	16,686	12,807	16,261	12,115	6,385	7,188	1,978	168	93	223	647	2,504	3,120	2,828	4,149	2,904	3,918	1,160	378	1,224	222,759
2118-2128	19,850	19,046	17,971	19,941	18,446	16,693	17,314	16,608	16,686	11,007	13,262	3,395	4,765	6,744	1,750	132	86	154	544	2,242	2,495	2,278	3,384	2,454	3,251	954	1,306	222,759
2128-2138	18,787	19,848	19,046	17,971	19,941	18,446	16,693	17,314	16,608	15,941	8,408	7,016	2,629	4,016	4,475	1,381	114	6	14	381	1,109	1,382	1,843	2,670	2,081	2,658	1,978	222,759
2138-2148	19,864	18,785	19,848	19,046	17,971	19,941	18,446	16,693	17,314	15,799	8,117	4,201	5,468	1,507	3,327	3,598	761	22	0	10	291	1,096	1,168	1,318	2,246	1,812	4,108	222,759
2148-2158	20,250	19,862	18,785	19,848	19,046	17,971	19,941	18,446	16,693	14,087	9,122	3,892	2,952	4,492	1,325	2,482	3,045	660	22	0	10	163	863	981	951	1,767	5,100	222,759
2158-2168	20,279	20,249	19,862	18,785	19,848	19,046	17,971	19,941	18,446	14,204	6,139	6,501	2,124	2,477	3,412	1,000	1,977	2,128	512	22	0	10	71	393	820	620	5,921	222,759
2168-2178	21,201	20,278	20,249	19,862	18,785	19,848	19,046	17,971	19,941	12,823	6,722	4,134	4,884	1,113	2,221	2,784	736	1,681	1,686	375	22	0	10	71	298	696	5,322	222,759
2178-2188	21,146	21,199	20,278	20,249	19,862	18,785	19,848	19,046	17,971	11,537	6,279	4,559	3,026	4,035	1,000	1,631	2,348	719	1,398	1,473	326	22	0	10	71	298	5,644	222,759
2188-2198	21,008	21,144	21,199	20,278	20,249	19,862	18,785	19,848	19,046	10,394	6,595	4,589	2,347	1,781	3,514	774	1,209	1,701	617	1,180	1,071	298	22	0	10	1	5,238	222,759

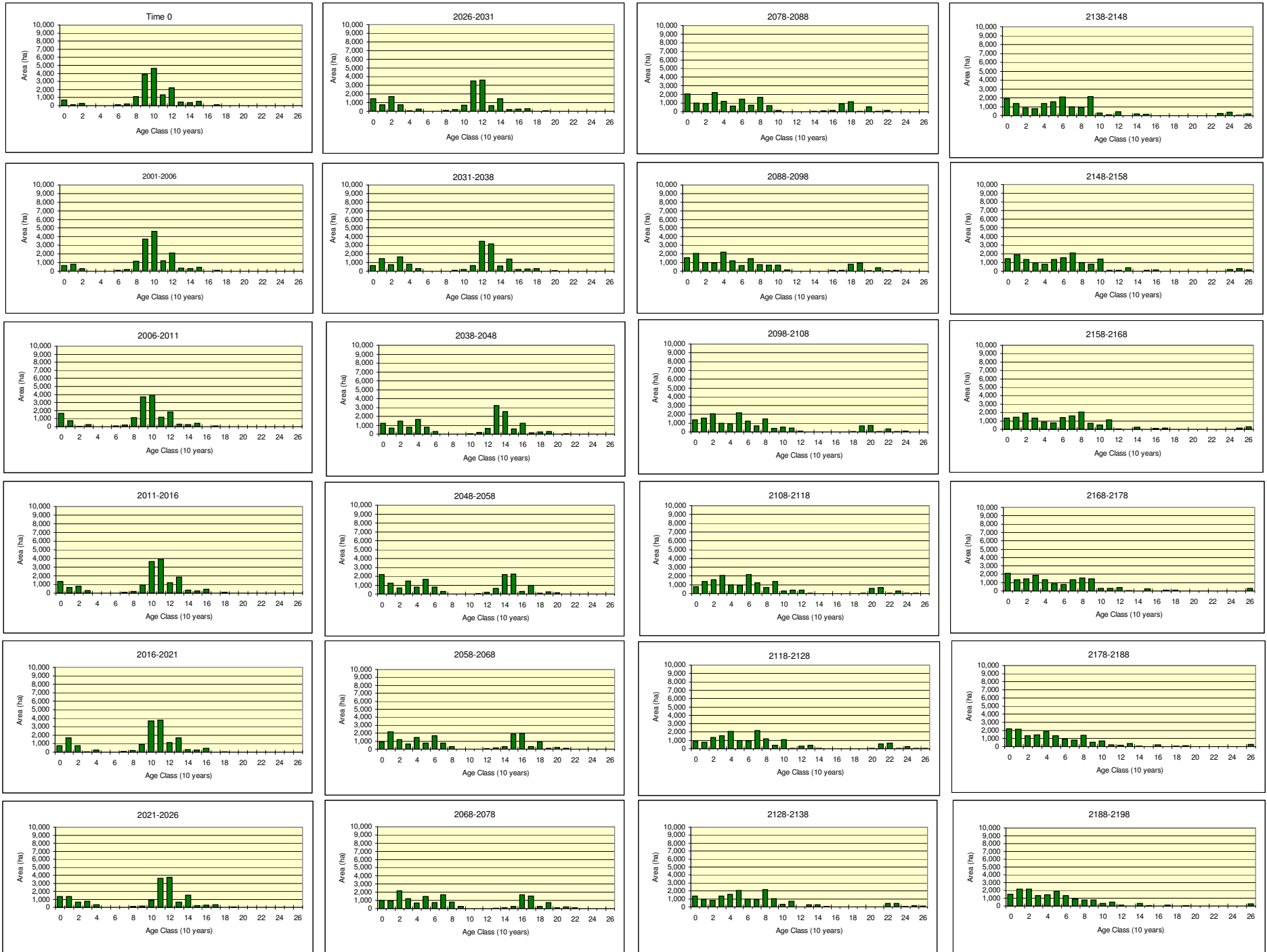
Age Range	0	1-10	11-20	21-30	31-40	41-50	51-60	61-70	71-80	81-90	91-100	101-110	111-120	121-130	131-140	141-150	151-160	161-170	171-180	181-190	191-200	201-210	211-220	221-230	231-240	241-250	251+
-----------	---	------	-------	-------	-------	-------	-------	-------	-------	-------	--------	---------	---------	---------	---------	---------	---------	---------	---------	---------	---------	---------	---------	---------	---------	---------	------

Note: values in tables are rounded



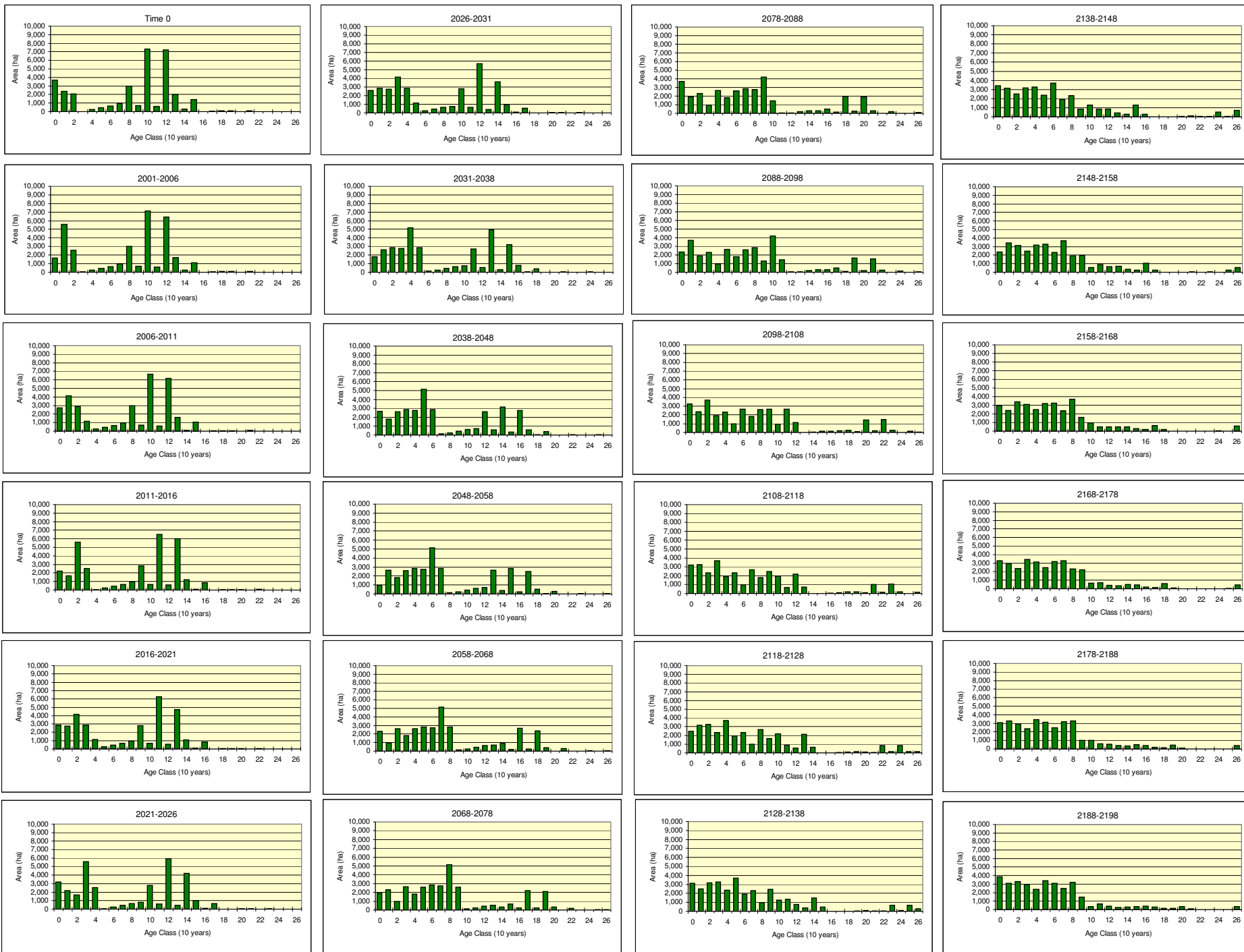
Period	Ten Year Age Classes																										Total		
	0	1	2	3	4	5	6	7	8	9	10	11	12	13	14	15	16	17	18	19	20	21	22	23	24	25		26	
Time 0	716	106	263	0	0	21	112	193	1,155	3,871	4,627	1,350	2,209	422	361	518	0	126	23	0	0	0	0	4	0	0	0	16,077	
2001-2006	647	779	306	0	0	21	112	193	1,155	3,700	4,610	1,189	2,128	348	305	454	0	105	23	0	0	0	0	4	0	0	0	16,077	
2006-2011	1,676	758	64	263	0	21	112	193	1,155	3,700	3,886	1,189	1,855	348	272	454	0	105	23	0	0	0	0	4	0	0	0	16,077	
2011-2016	1,333	646	779	306	0	0	21	112	193	934	3,665	3,882	1,186	1,851	348	270	445	0	80	22	0	0	0	0	4	0	0	16,077	
2016-2021	762	1,676	758	64	263	0	21	112	193	893	3,649	3,754	1,111	1,691	317	270	442	0	74	22	0	0	0	0	4	0	0	16,077	
2021-2026	1,370	1,332	646	779	306	0	0	21	112	187	860	3,606	3,754	674	1,513	205	270	342	0	74	22	0	0	0	0	4	0	16,077	
2026-2031	1,459	762	1,676	758	64	263	0	21	112	187	707	3,503	3,622	669	1,440	187	265	314	0	43	22	0	0	0	0	4	0	16,077	
2031-2038	672	1,458	762	1,676	779	306	0	0	21	87	187	674	3,459	3,186	613	1,395	180	265	289	0	42	22	0	0	0	0	4	16,077	
2038-2048	1,216	672	1,458	762	1,676	779	306	0	0	4	63	177	636	3,218	2,543	596	1,204	168	265	282	0	26	22	0	0	0	4	16,077	
2048-2058	2,187	1,216	672	1,458	762	1,676	779	306	0	0	4	63	177	612	2,174	2,225	307	980	85	223	127	0	18	22	0	0	4	16,077	
2058-2068	932	2,187	1,216	672	1,458	762	1,676	779	306	0	0	4	63	177	325	1,882	1,936	307	934	85	205	127	0	18	22	0	4	16,077	
2068-2078	986	932	2,187	1,216	672	1,458	762	1,676	779	240	0	0	4	63	111	271	1,692	1,548	286	739	85	198	127	0	17	22	4	16,077	
2078-2088	2,082	986	932	2,187	1,216	672	1,458	762	1,676	705	145	0	0	0	32	102	162	921	1,170	55	565	53	161	24	0	12	0	16,077	
2088-2098	1,573	2,082	986	932	2,187	1,216	672	1,458	762	708	705	145	0	0	0	24	102	100	804	980	53	408	53	93	24	0	12	16,077	
2098-2108	1,369	1,573	2,082	986	932	2,187	1,216	672	1,458	373	557	456	109	0	0	0	24	24	47	691	732	53	357	53	93	24	12	16,077	
2108-2118	797	1,369	1,573	2,082	986	932	2,187	1,216	672	1,367	286	403	414	68	0	0	0	24	0	31	573	669	28	289	52	45	16	16,077	
2118-2128	902	796	1,369	1,573	2,082	986	932	2,187	1,216	438	1,084	47	332	414	68	0	0	0	0	0	31	569	657	28	273	52	43	16,077	
2128-2138	1,344	902	796	1,369	1,573	2,082	986	932	2,187	1,058	339	684	17	284	287	39	0	0	0	0	0	0	456	460	28	159	95	16,077	
2138-2148	1,882	1,344	902	796	1,369	1,573	2,082	986	932	2,143	303	104	420	17	218	164	0	0	0	0	0	0	0	0	228	370	26	218	16,077
2148-2158	1,435	1,882	1,344	902	796	1,369	1,573	2,082	986	782	1,401	115	76	420	0	106	159	0	0	0	0	0	0	0	0	179	323	149	16,077
2158-2168	1,325	1,434	1,882	1,344	902	796	1,369	1,573	2,082	706	520	1,129	46	0	276	0	99	149	0	0	0	0	0	0	0	0	132	315	16,077
2168-2178	2,149	1,324	1,434	1,882	1,344	902	796	1,369	1,573	1,456	336	332	390	46	0	276	0	99	83	0	0	0	0	0	0	0	0	286	16,077
2178-2188	2,173	2,149	1,324	1,434	1,882	1,344	902	796	1,369	539	721	215	141	390	46	0	206	0	77	83	0	0	0	0	0	0	0	286	16,077
2188-2198	1,505	2,172	2,149	1,324	1,434	1,882	1,344	902	796	793	319	516	100	0	306	46	0	99	0	77	27	0	0	0	0	0	0	286	16,077
Age Range	0	1-10	11-20	21-30	31-40	41-50	51-60	61-70	71-80	81-90	91-100	101-110	111-120	121-130	131-140	141-150	151-160	161-170	171-180	181-190	191-200	201-210	211-220	221-230	231-240	241-250	251+		

Note: values in tables are rounded



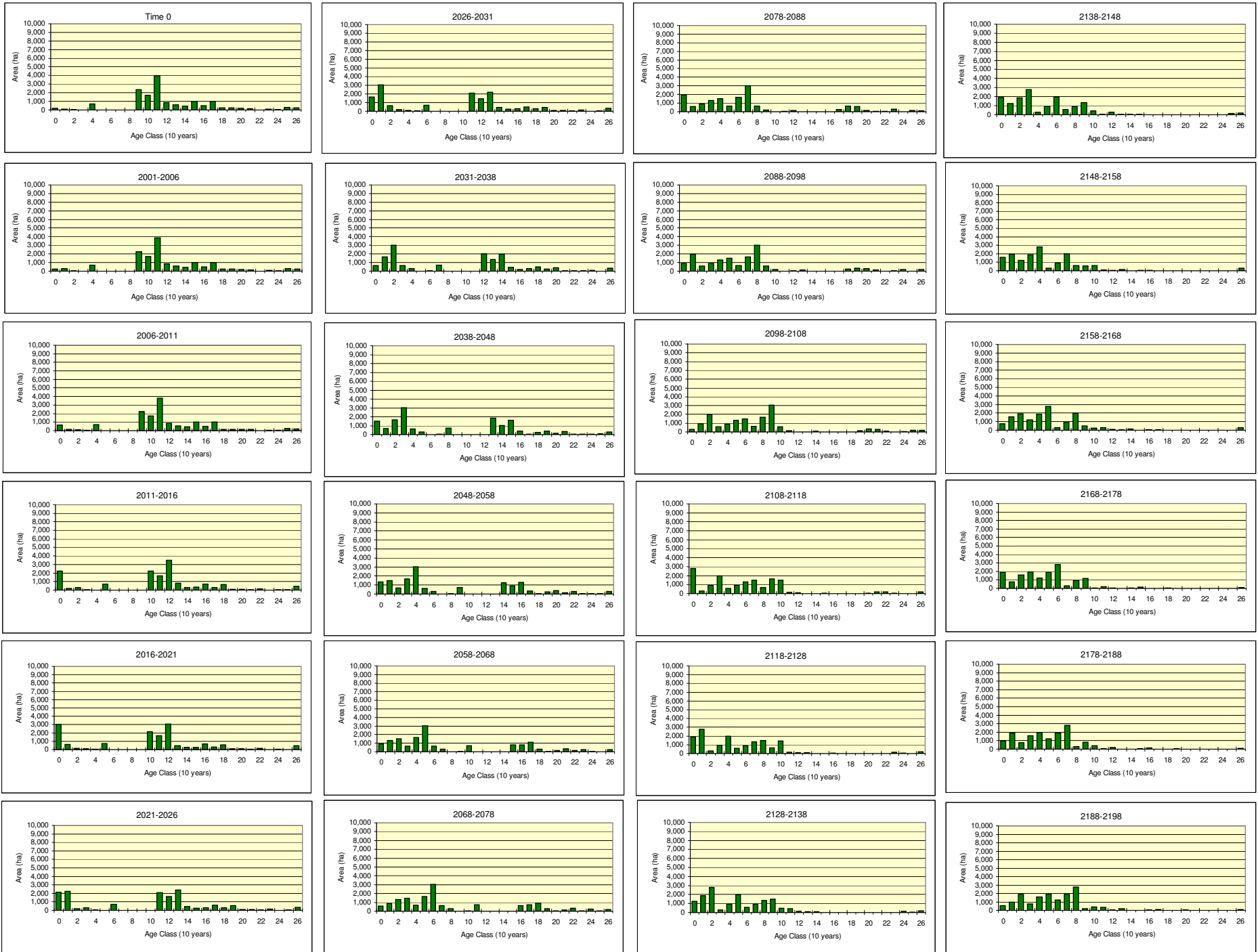
Period	Ten Year Age Classes																										Total		
	0	1	2	3	4	5	6	7	8	9	10	11	12	13	14	15	16	17	18	19	20	21	22	23	24	25		26	
Time 0	3,692	2,383	2,087	7	246	468	660	937	2,999	693	7,330	616	7,228	1,995	307	1,417	7	40	91	101	0	101	1	0	0	0	0	0	33,404
2001-2006	1,679	5,585	2,548	36	246	468	660	937	2,999	692	7,113	616	6,410	1,720	241	1,118	7	38	91	101	0	101	0	0	0	0	0	33,404	
2006-2011	2,750	4,145	2,871	1,153	246	468	660	937	2,999	692	6,649	612	6,168	1,615	115	1,052	7	38	68	69	0	91	0	0	0	0	0	33,404	
2011-2016	2,204	1,679	5,585	2,548	36	246	468	660	937	2,819	666	6,529	600	6,014	1,215	108	851	2	38	59	63	0	78	0	0	0	0	33,404	
2016-2021	2,852	2,750	4,145	2,871	1,153	246	468	660	937	2,810	656	6,285	589	4,741	1,090	108	825	2	38	59	63	0	57	0	0	0	0	33,404	
2021-2026	3,188	2,204	1,679	5,585	2,548	36	246	468	660	805	2,810	634	5,937	467	4,210	1,013	108	644	2	8	59	36	0	57	0	0	0	33,404	
2026-2031	2,612	2,852	2,750	4,145	2,871	1,153	246	468	660	767	2,796	625	5,695	407	3,623	960	78	536	2	8	59	36	0	55	0	0	0	33,404	
2031-2038	1,804	2,612	2,852	2,750	5,166	2,848	155	246	468	638	767	2,712	572	4,924	325	3,220	788	35	417	2	8	50	12	0	31	0	0	33,404	
2038-2048	2,651	1,804	2,612	2,852	2,750	5,166	2,848	155	246	444	637	730	2,629	566	3,149	320	2,775	559	29	378	2	8	50	12	0	31	0	33,404	
2048-2058	968	2,651	1,804	2,612	2,852	2,750	5,166	2,848	155	242	444	637	711	2,627	361	2,835	257	2,521	527	29	312	2	0	50	11	0	30	33,404	
2058-2068	2,316	968	2,651	1,804	2,612	2,852	2,750	5,166	2,847	155	242	444	637	710	929	225	2,669	257	2,390	403	1	281	2	0	50	11	30	33,404	
2068-2078	1,917	2,316	968	2,651	1,804	2,612	2,852	2,750	5,166	2,581	155	242	444	527	341	677	224	2,206	257	2,088	340	1	191	2	0	50	41	33,404	
2078-2088	3,690	1,917	2,316	968	2,651	1,804	2,612	2,852	2,750	4,202	1,447	32	40	191	307	311	477	152	1,935	256	1,910	311	1	179	2	0	91	33,404	
2088-2098	2,348	3,690	1,917	2,316	968	2,651	1,804	2,612	2,852	1,301	4,197	1,444	32	40	191	307	293	476	84	1,669	190	1,546	240	1	166	0	69	33,404	
2098-2108	3,270	2,348	3,690	1,917	2,316	968	2,651	1,804	2,612	2,650	942	2,669	1,136	15	31	168	147	212	243	77	1,439	185	1,480	227	1	145	62	33,404	
2108-2118	3,181	3,270	2,348	3,690	1,917	2,316	968	2,651	1,804	2,482	1,928	689	2,194	738	0	6	37	116	196	191	77	1,018	169	1,068	194	1	153	33,404	
2118-2128	2,490	3,181	3,270	2,348	3,690	1,917	2,316	968	2,651	1,628	2,169	894	538	2,113	666	0	6	26	116	130	110	42	840	154	843	145	152	33,404	
2128-2138	3,114	2,490	3,181	3,270	2,348	3,690	1,917	2,316	968	2,432	1,274	1,346	775	397	1,506	482	0	6	0	40	79	50	40	662	78	668	273	33,404	
2138-2148	3,421	3,114	2,490	3,181	3,270	2,348	3,690	1,917	2,316	862	1,289	861	864	436	283	1,296	265	0	0	0	40	79	50	37	522	61	711	33,404	
2148-2158	2,384	3,421	3,114	2,490	3,181	3,270	2,348	3,690	1,917	1,946	572	884	642	722	374	231	1,069	245	0	0	0	40	1	42	8	273	539	33,404	
2158-2168	2,944	2,384	3,421	3,114	2,490	3,181	3,270	2,348	3,690	1,612	955	479	487	518	523	286	198	661	182	0	0	0	1	1	35	2	621	33,404	
2168-2178	3,302	2,944	2,384	3,421	3,114	2,490	3,181	3,270	2,348	2,210	665	702	417	356	517	473	220	169	605	111	0	0	1	1	35	468	33,404		
2178-2188	3,086	3,302	2,944	2,384	3,421	3,114	2,490	3,181	3,270	990	1,025	611	544	417	356	490	411	220	169	462	111	0	0	1	1	405	33,404		
2188-2198	3,879	3,086	3,302	2,944	2,384	3,421	3,114	2,490	3,181	1,461	355	658	397	240	282	335	415	327	153	167	364	111	0	0	0	1	338	33,404	
Age Range	0	1-10	11-20	21-30	31-40	41-50	51-60	61-70	71-80	81-90	91-100	101-110	111-120	121-130	131-140	141-150	151-160	161-170	171-180	181-190	191-200	201-210	211-220	221-230	231-240	241-250	251+		

Note: values in tables are rounded



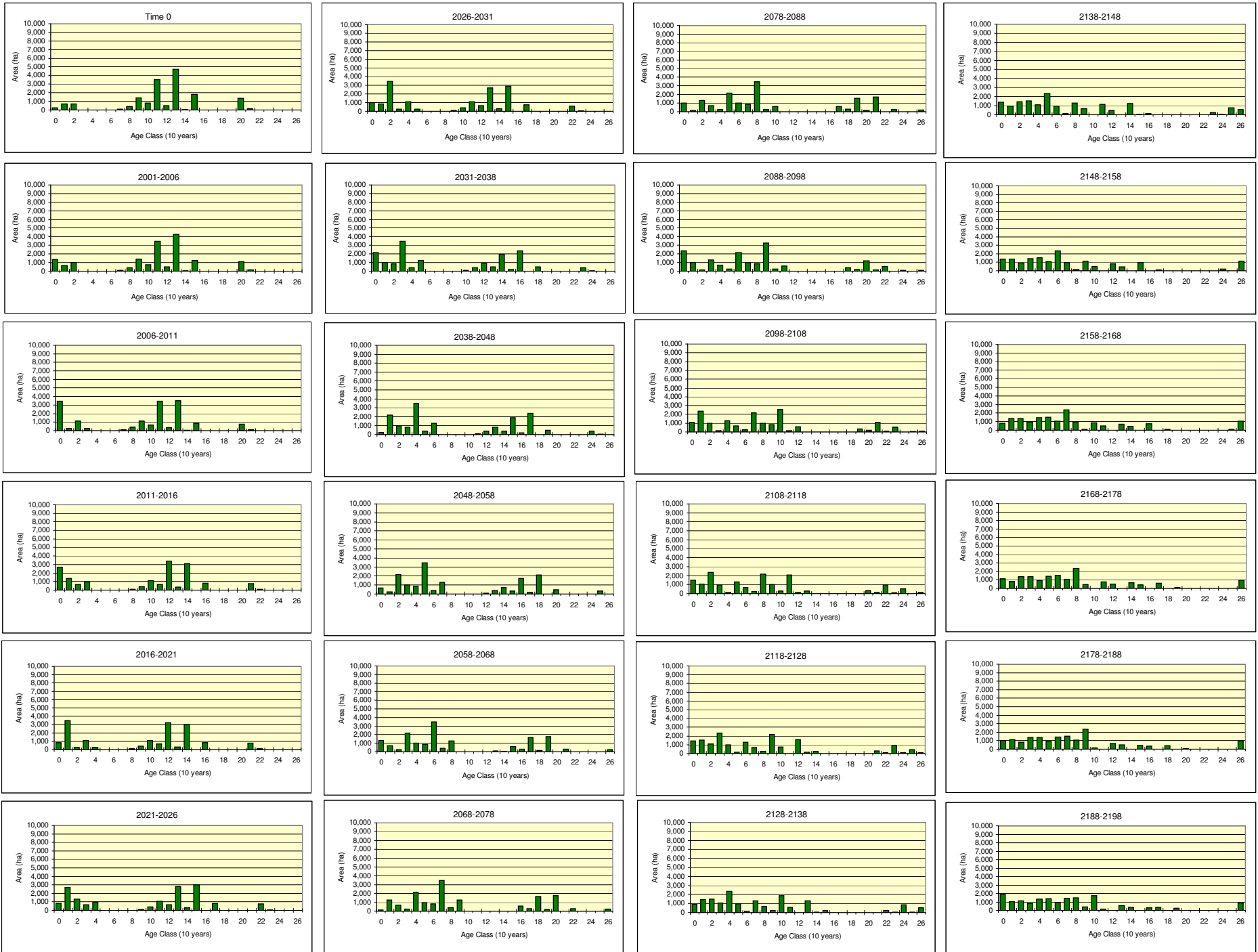
Period	Ten Year Age Classes																										Total			
	0	1	2	3	4	5	6	7	8	9	10	11	12	13	14	15	16	17	18	19	20	21	22	23	24	25		26		
Time 0	177	105	56	0	719	0	0	8	6	2,372	1,709	3,957	872	580	452	1,021	503	1,014	231	239	195	166	0	122	40	308	251	15,101		
2001-2006	228	282	56	0	719	0	0	8	6	2,246	1,709	3,855	872	580	452	1,021	503	1,014	231	239	195	166	0	122	40	308	251	15,101		
2006-2011	643	177	105	56	719	0	0	8	6	2,239	1,709	3,827	871	579	439	1,002	503	1,013	153	157	176	163	0	61	40	271	186	15,101		
2011-2016	2,236	228	282	56	0	719	0	0	8	6	2,234	1,699	3,505	830	285	339	704	314	683	118	113	34	163	0	54	40	450	15,101		
2016-2021	3,037	643	177	105	56	719	0	0	8	6	2,134	1,654	3,094	462	260	284	668	298	581	114	113	30	158	0	46	7	446	15,101		
2021-2026	2,151	2,236	228	282	56	0	719	0	0	8	6	2,103	1,629	2,388	457	246	284	634	298	569	87	113	30	158	0	46	374	15,101		
2026-2031	1,664	3,037	643	177	105	56	719	0	0	8	6	2,098	1,465	2,182	451	245	283	488	298	433	77	113	30	158	0	30	336	15,101		
2031-2038	663	1,664	3,037	643	282	7	49	719	0	0	8	6	2,034	1,377	1,947	448	211	283	480	276	401	67	43	30	76	0	354	15,101		
2038-2048	1,494	663	1,664	3,037	643	282	7	49	719	0	0	8	6	1,853	1,022	1,603	368	60	229	399	130	355	65	43	25	76	303	15,101		
2048-2058	1,323	1,494	663	1,664	3,037	643	282	7	49	719	0	0	8	6	1,238	911	1,292	325	53	224	378	130	279	28	42	25	282	15,101		
2058-2068	902	1,323	1,494	663	1,664	3,037	643	282	7	49	719	0	0	8	0	800	804	1,118	319	53	176	373	130	257	28	3	251	15,101		
2068-2078	592	902	1,323	1,494	663	1,664	3,037	643	282	7	49	719	0	0	5	0	624	751	936	307	50	160	364	37	257	28	208	15,101		
2078-2088	1,968	592	902	1,323	1,494	663	1,664	3,037	643	213	0	34	141	0	0	5	0	272	655	627	149	42	67	325	13	162	108	15,101		
2088-2098	927	1,968	592	902	1,323	1,494	663	1,664	3,037	627	213	0	34	141	0	0	5	0	232	329	324	132	16	54	203	13	207	15,101		
2098-2108	301	927	1,968	592	902	1,323	1,494	663	1,664	3,037	612	125	0	16	102	0	0	0	0	158	321	307	102	16	54	198	219	15,101		
2108-2118	2,793	301	927	1,968	592	902	1,323	1,494	663	1,664	1,513	140	109	0	6	28	0	0	0	0	0	26	178	186	49	16	19	203	15,101	
2118-2128	1,880	2,793	301	927	1,968	592	902	1,323	1,494	663	1,413	163	115	101	0	6	28	0	0	0	0	24	13	157	38	16	182	15,101		
2128-2138	1,229	1,880	2,793	301	927	1,968	592	902	1,323	1,494	460	447	163	115	78	0	0	0	0	0	0	0	24	13	157	37	198	15,101		
2138-2148	1,921	1,229	1,880	2,793	301	927	1,968	592	902	1,323	422	44	272	56	56	67	0	0	0	0	0	0	0	0	0	14	6	147	180	15,101
2148-2158	1,584	1,921	1,229	1,880	2,793	301	927	1,968	592	557	605	99	44	133	10	56	67	0	0	0	0	0	0	0	0	14	6	315	15,101	
2158-2168	781	1,584	1,921	1,229	1,880	2,793	301	927	1,968	516	268	289	99	44	133	10	29	44	0	0	0	0	0	0	0	0	0	284	15,101	
2168-2178	1,895	781	1,584	1,921	1,229	1,880	2,793	301	927	1,187	39	193	64	0	44	133	0	0	26	0	0	0	0	0	0	0	0	105	15,101	
2178-2188	973	1,895	781	1,584	1,921	1,229	1,880	2,793	301	827	384	39	193	0	0	44	133	0	0	26	0	0	0	0	0	0	0	100	15,101	
2188-2198	590	973	1,895	781	1,584	1,921	1,229	1,880	2,793	227	406	339	39	193	0	0	44	82	0	0	26	0	0	0	0	0	0	100	15,101	
Age Range	0	1-10	11-20	21-30	31-40	41-50	51-60	61-70	71-80	81-90	91-100	101-110	111-120	121-130	131-140	141-150	151-160	161-170	171-180	181-190	191-200	201-210	211-220	221-230	231-240	241-250	251+			

Note: values in tables are rounded



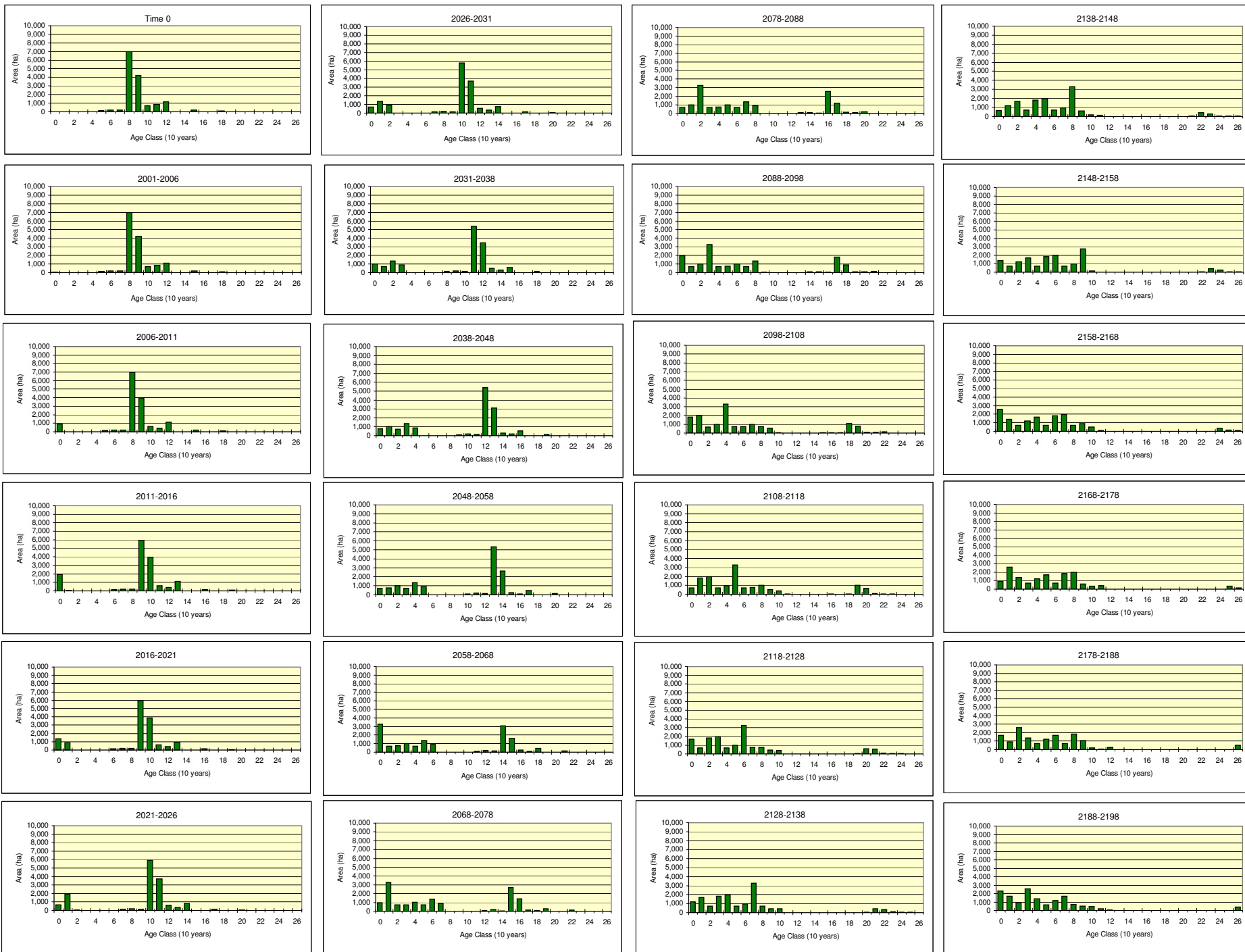
Period	Ten Year Age Classes																										Total	
	0	1	2	3	4	5	6	7	8	9	10	11	12	13	14	15	16	17	18	19	20	21	22	23	24	25		26
Time 0	273	702	683	0	0	2	10	98	408	1,402	794	3,508	521	4,731	38	1,807	0	12	5	13	1,345	136	0	7	0	0	0	16,496
2001-2006	1,346	677	980	0	0	2	10	98	408	1,402	770	3,485	521	4,250	38	1,236	0	11	3	0	1,115	136	0	7	0	0	0	16,496
2006-2011	3,473	273	1,110	274	0	2	10	98	408	1,106	682	3,435	345	3,488	32	855	0	11	3	0	771	110	0	7	0	0	0	16,496
2011-2016	2,681	1,346	677	980	0	0	2	10	98	408	1,106	677	3,376	341	3,108	3	817	0	8	3	0	765	83	0	4	0	0	16,496
2016-2021	845	3,473	273	1,110	274	0	2	10	98	401	1,086	671	3,238	308	3,023	3	816	0	8	3	0	765	83	0	4	0	0	16,496
2021-2026	826	2,681	1,346	677	980	0	0	2	10	98	401	1,084	646	2,796	292	3,019	1	816	0	8	3	0	765	44	0	0	0	16,496
2026-2031	993	845	3,473	273	1,110	274	0	2	10	98	398	1,084	635	2,709	292	2,894	1	737	0	8	3	0	610	44	0	0	0	16,496
2031-2038	2,165	993	845	3,473	379	1,279	0	0	2	10	96	391	901	485	1,970	191	2,378	1	505	0	0	3	0	393	37	0	0	16,496
2038-2048	251	2,165	993	845	3,473	379	1,279	0	0	2	10	96	384	832	386	1,909	185	2,369	1	505	0	0	3	0	393	37	0	16,496
2048-2058	683	251	2,165	993	845	3,473	379	1,279	0	0	2	10	94	384	744	338	1,734	185	2,119	1	469	0	0	3	0	325	22	16,496
2058-2068	1,298	683	251	2,165	993	845	3,473	379	1,279	0	0	2	10	93	34	601	284	1,667	172	1,752	1	280	0	0	3	0	231	16,496
2068-2078	128	1,298	683	251	2,165	993	845	3,473	378	1,270	0	0	2	7	0	12	601	284	1,667	172	1,752	1	280	0	0	3	231	16,496
2078-2088	981	128	1,298	683	251	2,165	993	845	3,473	271	614	0	0	0	0	0	12	591	284	1,567	171	1,692	1	273	0	0	205	16,496
2088-2098	2,351	981	128	1,298	683	251	2,165	993	845	3,248	271	614	0	0	0	0	12	418	184	1,183	130	578	1	79	0	85	16,496	
2098-2108	1,081	2,351	981	128	1,298	683	251	2,165	993	845	2,547	140	581	0	0	0	0	1	332	178	1,108	119	556	1	74	84	16,496	
2108-2118	1,511	1,081	2,351	981	128	1,298	683	251	2,165	993	292	2,081	140	273	0	0	0	0	1	318	163	969	114	545	1	158	16,496	
2118-2128	1,450	1,511	1,081	2,351	981	128	1,298	683	251	2,165	763	0	1,587	140	225	0	0	0	0	0	279	85	868	95	432	123	16,496	
2128-2138	937	1,450	1,511	1,081	2,351	981	128	1,298	683	251	1,863	589	0	1,315	54	225	0	0	0	0	0	263	65	860	71	520	16,496	
2138-2148	1,380	937	1,450	1,511	1,081	2,351	981	128	1,298	683	0	1,152	484	0	1,251	50	123	0	0	0	0	0	255	46	757	580	16,496	
2148-2158	1,356	1,380	937	1,450	1,511	1,081	2,351	981	128	1,135	489	0	822	484	0	969	1	98	0	0	0	0	0	195	19	1,108	16,496	
2158-2168	815	1,356	1,380	937	1,450	1,511	1,081	2,351	981	113	880	489	0	687	470	0	756	1	78	0	0	0	0	0	105	1,055	16,496	
2168-2178	1,105	815	1,356	1,380	937	1,450	1,511	1,081	2,351	435	14	756	489	0	687	426	0	630	0	78	0	0	0	0	0	994	16,496	
2178-2188	1,007	1,105	815	1,356	1,380	937	1,450	1,511	1,081	2,341	171	14	643	489	0	469	347	0	406	0	29	0	0	0	0	945	16,496	
2188-2198	1,895	1,007	1,105	815	1,356	1,380	937	1,450	1,511	414	1,758	151	9	565	380	0	293	347	0	267	0	0	0	0	0	857	16,496	
Age Range	0	1-10	11-20	21-30	31-40	41-50	51-60	61-70	71-80	81-90	91-100	101-110	111-120	121-130	131-140	141-150	151-160	161-170	171-180	181-190	191-200	201-210	211-220	221-230	231-240	241-250	251+	

Note: values in tables are rounded



Period	Ten Year Age Classes																										Total	
	0	1	2	3	4	5	6	7	8	9	10	11	12	13	14	15	16	17	18	19	20	21	22	23	24	25		26
Time 0	1	0	0	17	14	143	208	214	6,968	4,235	707	859	1,159	18	0	221	0	13	114	0	9	0	0	0	0	0	0	14,901
2001-2006	53	1	0	17	14	143	208	214	6,968	4,235	707	859	1,106	18	0	221	0	13	114	0	9	0	0	0	0	0	14,901	
2006-2011	895	1	0	17	14	143	208	214	6,968	3,939	621	424	1,094	18	0	221	0	13	103	0	8	0	0	0	0	0	14,901	
2011-2016	1,929	53	1	0	17	14	143	208	214	5,937	3,938	621	424	1,094	17	0	169	0	13	101	0	8	0	0	0	0	14,901	
2016-2021	1,362	895	1	0	17	14	143	208	214	5,937	3,858	621	424	948	14	0	147	0	13	76	0	8	0	0	0	0	14,901	
2021-2026	688	1,929	53	1	0	17	14	143	208	148	5,937	3,729	621	363	809	14	0	147	0	13	58	0	8	0	0	0	14,901	
2026-2031	719	1,362	895	1	0	17	14	143	208	148	5,788	3,720	552	354	740	14	0	147	0	13	58	0	8	0	0	0	14,901	
2031-2038	1,007	719	1,362	895	1	0	17	14	143	205	143	5,371	3,446	498	277	621	14	0	145	0	13	0	0	8	0	0	14,901	
2038-2048	758	1,007	719	1,362	895	1	0	17	14	95	205	143	5,371	3,103	312	173	558	14	0	145	0	0	0	8	0	0	14,901	
2048-2058	719	758	1,007	719	1,362	895	1	0	17	14	89	205	143	5,332	2,658	247	98	470	14	0	145	0	0	0	8	0	14,901	
2058-2068	3,289	719	758	1,007	719	1,362	895	1	0	17	14	89	205	143	3,066	1,636	247	98	469	14	0	145	0	0	0	8	14,901	
2068-2078	980	3,289	719	758	1,007	719	1,362	895	1	0	17	14	89	189	35	2,704	1,427	143	95	296	14	0	139	0	0	8	14,901	
2078-2088	710	980	3,289	719	758	1,007	719	1,362	895	1	0	17	14	81	92	35	2,545	1,226	140	84	224	0	0	1	0	0	14,901	
2088-2098	1,975	710	980	3,289	719	758	1,007	719	1,362	72	1	0	17	14	81	92	35	1,819	889	113	81	167	0	0	0	0	14,901	
2098-2108	1,826	1,975	710	980	3,289	719	758	1,007	719	530	58	0	0	12	14	72	40	27	1,072	765	96	81	150	0	0	0	14,901	
2108-2118	704	1,826	1,975	710	980	3,289	719	758	1,007	546	375	46	0	0	12	14	72	16	27	991	657	96	38	42	0	0	14,901	
2118-2128	1,691	704	1,826	1,975	710	980	3,289	719	758	459	375	0	0	0	12	14	14	16	27	605	563	87	38	36	0	0	14,901	
2128-2138	1,199	1,691	704	1,826	1,975	710	980	3,289	719	428	424	0	0	0	0	0	0	0	0	27	449	333	87	30	29	0	14,901	
2138-2148	689	1,199	1,691	704	1,826	1,975	710	980	3,289	615	211	142	0	0	0	0	0	0	0	0	27	449	265	70	30	28	14,901	
2148-2158	1,391	689	1,199	1,691	704	1,826	1,975	710	980	2,776	145	1	0	0	0	0	0	0	0	0	27	409	265	70	42	14,901		
2158-2168	2,590	1,391	689	1,199	1,691	704	1,826	1,975	710	909	517	100	1	0	0	0	0	0	0	0	0	0	0	355	132	112	14,901	
2168-2178	940	2,590	1,391	689	1,199	1,691	704	1,826	1,975	607	344	412	0	0	0	0	0	0	0	0	0	0	0	0	355	177	14,901	
2178-2188	1,706	940	2,590	1,391	689	1,199	1,691	704	1,826	1,069	224	75	272	0	0	0	0	0	0	0	0	0	0	0	0	525	14,901	
2188-2198	2,283	1,706	940	2,590	1,391	689	1,199	1,691	704	521	469	224	67	0	0	0	0	0	0	0	0	0	0	0	0	426	14,901	
Age Range	0	1-10	11-20	21-30	31-40	41-50	51-60	61-70	71-80	81-90	91-100	101-110	111-120	121-130	131-140	141-150	151-160	161-170	171-180	181-190	191-200	201-210	211-220	221-230	231-240	241-250	251+	

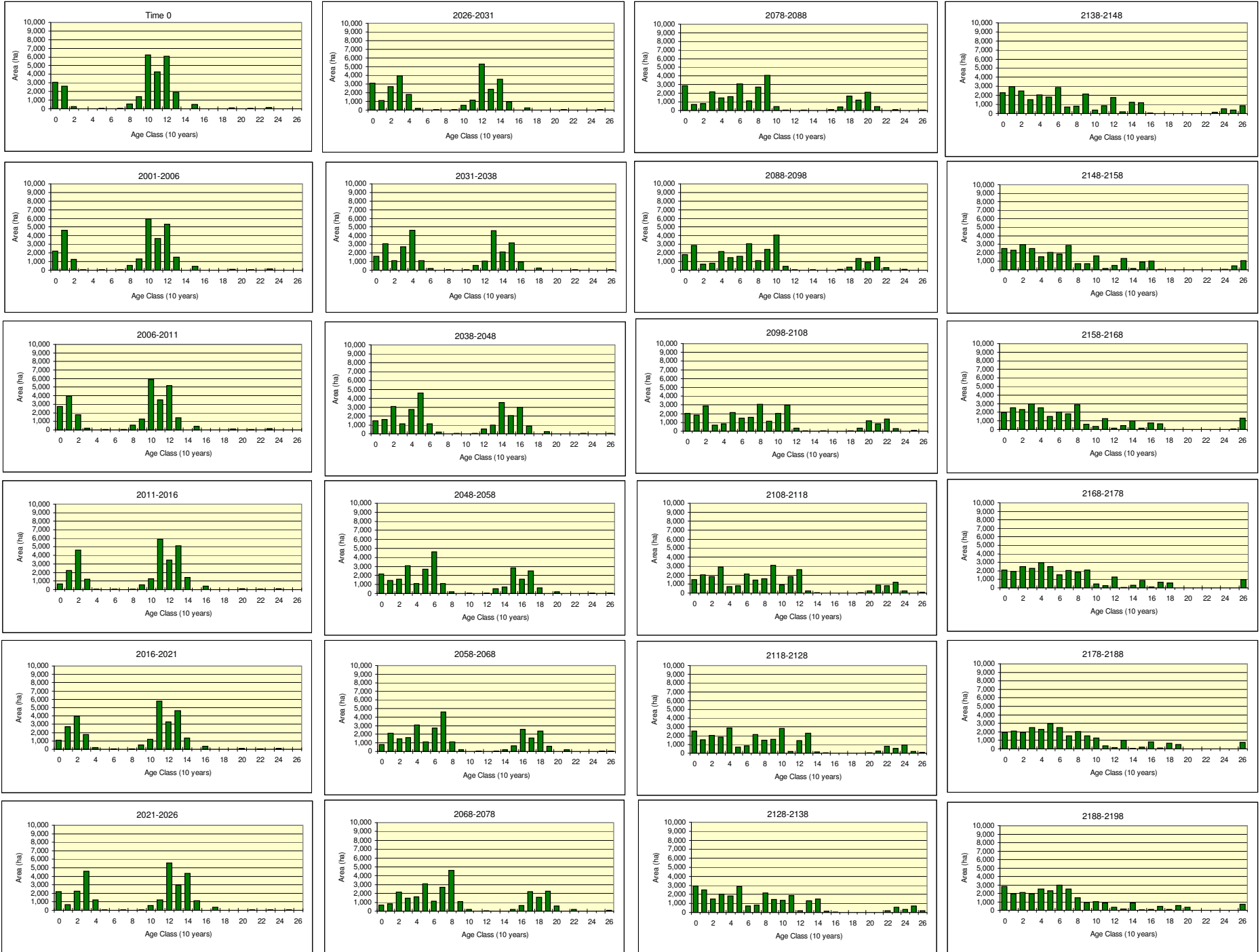
Note: values in tables are rounded



Period	Ten Year Age Classes																										Total	
	0	1	2	3	4	5	6	7	8	9	10	11	12	13	14	15	16	17	18	19	20	21	22	23	24	25		26
Time 0	3,066	2,593	231	12	16	52	5	30	539	1,395	6,250	4,265	6,084	1,920	0	481	0	0	12	119	0	27	0	138	0	0	23	27,257
2001-2006	2,233	4,607	1,237	56	16	52	5	30	539	1,290	5,924	3,657	5,334	1,504	0	458	0	0	12	116	0	27	0	138	0	0	23	27,257
2006-2011	2,717	3,942	1,776	183	16	52	5	30	539	1,282	5,874	3,508	5,182	1,431	0	431	0	0	12	109	0	27	0	128	0	0	15	27,257
2011-2016	667	2,232	4,607	1,237	56	16	52	5	30	539	1,279	5,870	3,468	5,144	1,409	0	408	0	0	12	82	0	27	0	102	0	14	27,257
2016-2021	1,118	2,716	3,942	1,776	183	16	52	5	30	539	1,220	5,792	3,260	4,656	1,362	0	358	0	0	12	79	0	27	0	102	0	14	27,257
2021-2026	2,181	667	2,232	4,607	1,237	56	16	52	5	30	539	1,204	5,536	2,949	4,318	1,099	0	354	0	0	12	64	0	27	0	57	14	27,257
2026-2031	3,075	1,117	2,716	3,942	1,776	183	16	52	5	30	538	1,175	5,318	2,381	3,549	973	0	273	0	0	6	63	0	0	0	57	14	27,257
2031-2038	1,606	3,075	1,117	2,716	4,607	1,111	182	16	52	5	30	538	1,077	4,561	2,096	3,163	939	0	233	0	0	6	57	0	0	0	70	27,257
2038-2048	1,463	1,605	3,075	1,117	2,716	4,607	1,111	182	16	52	5	30	537	954	3,489	2,071	2,990	882	0	221	0	0	6	57	0	0	70	27,257
2048-2058	2,143	1,462	1,605	3,075	1,117	2,716	4,607	1,111	182	16	52	5	30	537	717	2,832	1,608	2,520	628	0	180	0	0	4	50	0	60	27,257
2058-2068	826	2,142	1,462	1,605	3,075	1,117	2,716	4,607	1,111	182	16	52	5	30	199	657	2,597	1,571	2,368	625	0	180	0	0	4	50	60	27,257
2068-2078	705	825	2,142	1,462	1,605	3,075	1,117	2,716	4,607	1,083	182	16	52	4	6	172	647	2,194	1,556	2,234	580	0	175	0	0	4	99	27,257
2078-2088	2,880	704	825	2,142	1,462	1,605	3,075	1,117	2,716	4,088	452	51	0	36	0	6	105	425	1,642	1,202	2,115	443	0	123	0	0	43	27,257
2088-2098	1,814	2,879	704	825	2,142	1,462	1,605	3,075	1,117	2,396	4,087	452	51	0	36	0	6	98	375	1,340	899	1,494	292	0	90	0	18	27,257
2098-2108	2,039	1,813	2,879	704	825	2,142	1,462	1,605	3,075	1,117	2,020	2,988	347	41	0	36	0	0	36	322	1,177	848	1,383	291	0	90	17	27,257
2108-2118	1,513	2,038	1,813	2,879	704	825	2,142	1,462	1,605	3,075	934	1,855	2,611	240	26	0	0	0	0	36	266	890	814	1,212	229	0	88	27,257
2118-2128	2,504	1,512	2,038	1,813	2,879	704	825	2,142	1,462	1,605	2,841	198	1,413	2,293	159	26	0	0	0	36	265	783	551	939	186	81	27,257	
2128-2138	2,956	2,503	1,512	2,038	1,813	2,879	704	825	2,142	1,462	1,326	1,866	198	1,310	1,497	131	26	0	0	0	0	0	196	597	360	717	196	27,257
2138-2148	2,300	2,956	2,503	1,512	2,038	1,813	2,879	704	825	2,142	383	881	1,779	177	1,263	1,190	45	0	0	0	0	0	0	138	531	360	838	27,257
2148-2158	2,507	2,299	2,956	2,503	1,512	2,038	1,813	2,879	704	701	1,620	162	517	1,301	177	906	1,020	31	0	0	0	0	0	58	457	1,095	27,257	
2158-2168	1,961	2,506	2,299	2,956	2,503	1,512	2,038	1,813	2,879	604	370	1,259	132	447	1,014	177	736	657	0	0	0	0	0	0	0	58	1,334	27,257
2168-2178	2,088	1,961	2,506	2,299	2,956	2,503	1,512	2,038	1,813	2,079	438	258	1,259	43	292	892	104	665	567	0	0	0	0	0	0	0	983	27,257
2178-2188	1,962	2,087	1,961	2,506	2,299	2,956	2,503	1,512	2,038	1,536	1,291	364	163	1,023	43	199	802	87	654	497	0	0	0	0	0	0	774	27,257
2188-2198	2,841	1,961	2,087	1,961	2,506	2,299	2,956	2,503	1,512	934	1,048	861	351	148	892	43	124	482	87	583	368	0	0	0	0	0	708	27,257

Age Range	0	1-10	11-20	21-30	31-40	41-50	51-60	61-70	71-80	81-90	91-100	101-110	111-120	121-130	131-140	141-150	151-160	161-170	171-180	181-190	191-200	201-210	211-220	221-230	231-240	241-250	251+
-----------	---	------	-------	-------	-------	-------	-------	-------	-------	-------	--------	---------	---------	---------	---------	---------	---------	---------	---------	---------	---------	---------	---------	---------	---------	---------	------

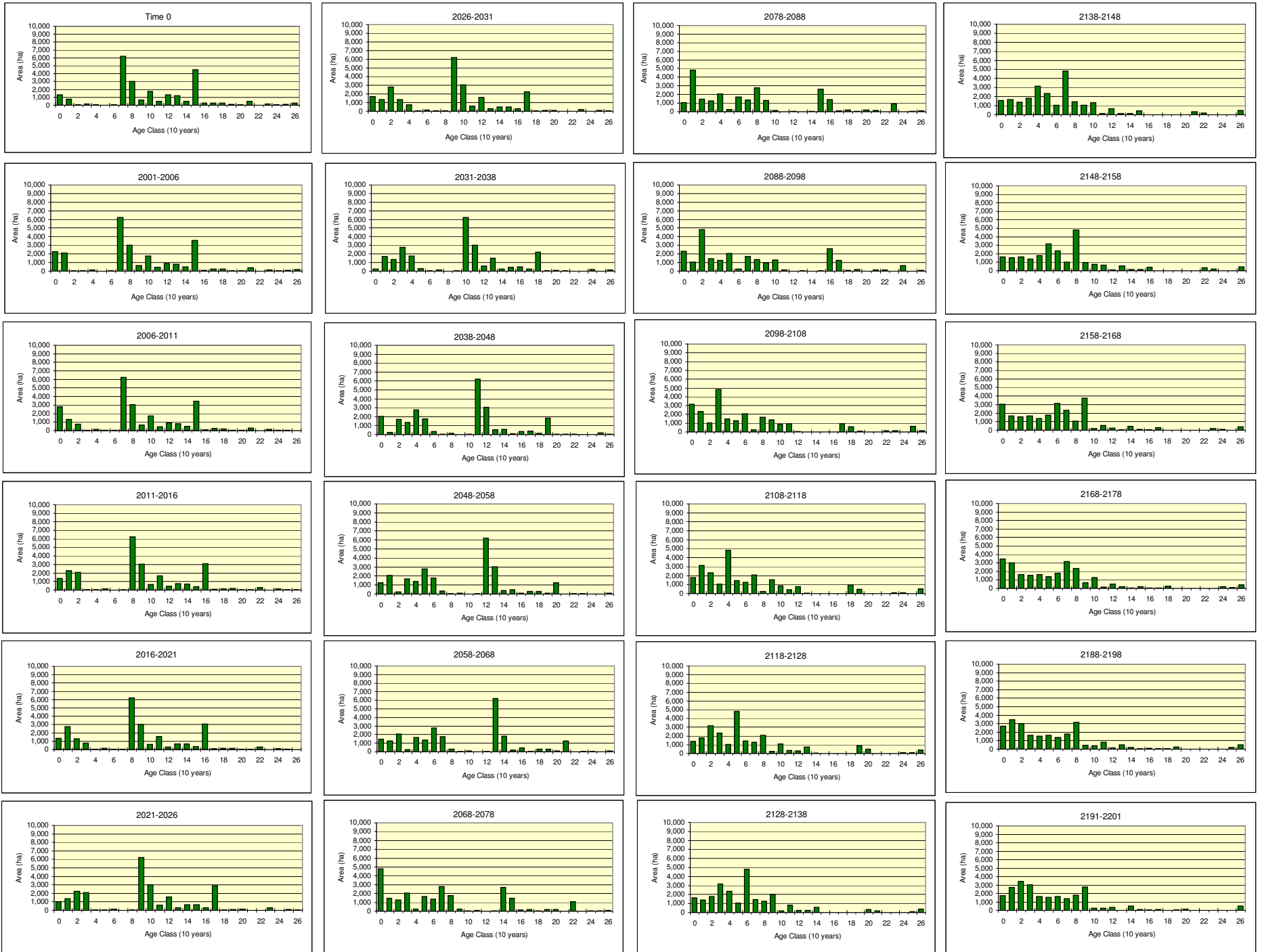
Note: values in tables are rounded



Period	Ten Year Age Classes																										Total		
	0	1	2	3	4	5	6	7	8	9	10	11	12	13	14	15	16	17	18	19	20	21	22	23	24	25		26	
Time 0	1,326	767	67	140	37	0	45	6,223	3,038	659	1,743	486	1,316	1,205	504	4,503	259	285	283	98	59	505	0	162	30	90	251	24,081	
2001-2006	2,265	2,092	67	34	143	0	45	6,223	3,038	659	1,736	468	927	807	487	3,550	103	241	266	46	59	393	0	132	30	90	181	24,081	
2006-2011	2,780	1,325	767	67	140	37	45	6,223	3,038	659	1,729	468	918	807	486	3,450	103	241	191	40	45	313	0	128	27	56	0	24,081	
2011-2016	1,378	2,264	2,092	67	34	143	0	45	6,223	3,035	658	1,697	468	779	720	389	3,115	85	165	181	33	30	297	0	127	27	30	24,081	
2016-2021	1,371	2,779	1,325	767	67	140	37	45	6,223	3,035	640	1,579	316	667	702	347	3,086	85	165	171	28	30	297	0	127	27	24	24,081	
2021-2026	1,043	1,378	2,264	2,092	67	34	143	0	45	6,223	3,035	613	1,579	285	666	663	285	2,893	45	101	171	0	8	297	0	98	51	24,081	
2026-2031	1,688	1,371	2,779	1,325	767	67	140	37	45	6,223	3,035	613	1,579	285	487	508	285	2,231	45	98	107	0	8	208	0	98	51	24,081	
2031-2038	243	1,687	1,371	2,779	1,771	321	67	152	25	45	6,223	3,035	592	1,506	252	466	508	266	2,206	45	98	74	0	8	208	0	131	24,081	
2038-2048	2,056	243	1,687	1,371	2,779	1,771	321	67	152	13	45	6,223	3,035	548	561	88	354	408	143	1,830	32	54	51	0	8	172	68	24,081	
2048-2058	1,271	2,055	243	1,687	1,371	2,779	1,771	321	67	100	13	45	6,223	3,035	373	491	73	290	302	98	1,247	23	39	50	0	3	109	24,081	
2058-2068	1,459	1,271	2,055	243	1,687	1,371	2,779	1,771	321	67	100	13	45	6,223	1,813	187	468	73	290	301	98	1,244	23	39	31	0	108	24,081	
2068-2078	4,820	1,459	1,271	2,055	243	1,687	1,371	2,779	1,771	233	42	86	13	41	2,712	1,469	124	202	46	196	195	13	1,067	23	35	31	99	24,081	
2078-2088	1,044	4,819	1,459	1,271	2,055	243	1,687	1,371	2,779	1,320	142	18	35	5	28	2,623	1,427	108	201	46	189	135	13	896	23	34	111	24,081	
2088-2098	2,333	1,043	4,819	1,459	1,271	2,055	243	1,687	1,371	954	1,318	142	18	35	5	28	2,623	1,260	108	197	1	169	134	5	678	1	125	24,081	
2098-2108	3,152	2,332	1,043	4,819	1,459	1,271	2,055	243	1,687	1,359	889	948	71	18	22	0	6	951	582	100	10	0	150	134	1	653	125	24,081	
2108-2118	1,800	3,151	2,332	1,043	4,819	1,459	1,271	2,055	243	1,552	883	447	760	45	18	0	0	6	950	488	0	10	0	92	102	1	552	24,081	
2118-2128	1,371	1,800	3,151	2,332	1,043	4,819	1,459	1,271	2,055	243	1,087	353	305	760	45	18	0	0	6	883	477	0	10	0	92	102	396	24,081	
2128-2138	1,655	1,370	1,800	3,151	2,332	1,043	4,819	1,459	1,271	2,043	212	807	242	248	556	17	18	0	0	0	0	338	199	0	1	0	92	408	24,081
2138-2148	1,555	1,654	1,370	1,800	3,151	2,332	1,043	4,819	1,459	1,058	1,328	166	653	130	142	417	17	0	0	0	0	338	187	0	0	0	461	24,081	
2148-2158	1,654	1,555	1,654	1,370	1,800	3,151	2,332	1,043	4,819	946	747	675	99	577	130	132	392	17	0	0	0	338	187	0	0	0	460	24,081	
2158-2168	3,032	1,654	1,555	1,654	1,370	1,800	3,151	2,332	1,043	3,776	228	550	267	60	450	85	74	328	0	0	0	0	0	0	185	96	0	391	24,081
2168-2178	3,454	3,032	1,654	1,555	1,654	1,370	1,800	3,151	2,332	672	1,291	140	502	195	60	199	35	61	252	0	0	0	0	0	185	96	391	24,081	
2178-2188	2,723	3,453	3,032	1,654	1,555	1,654	1,370	1,800	3,151	477	402	825	128	502	195	60	79	35	61	252	0	0	0	0	0	185	486	24,081	
2188-2198	1,745	2,723	3,453	3,032	1,654	1,555	1,654	1,370	1,800	2,774	267	262	340	11	502	112	31	79	0	61	157	0	0	0	0	0	499	24,081	

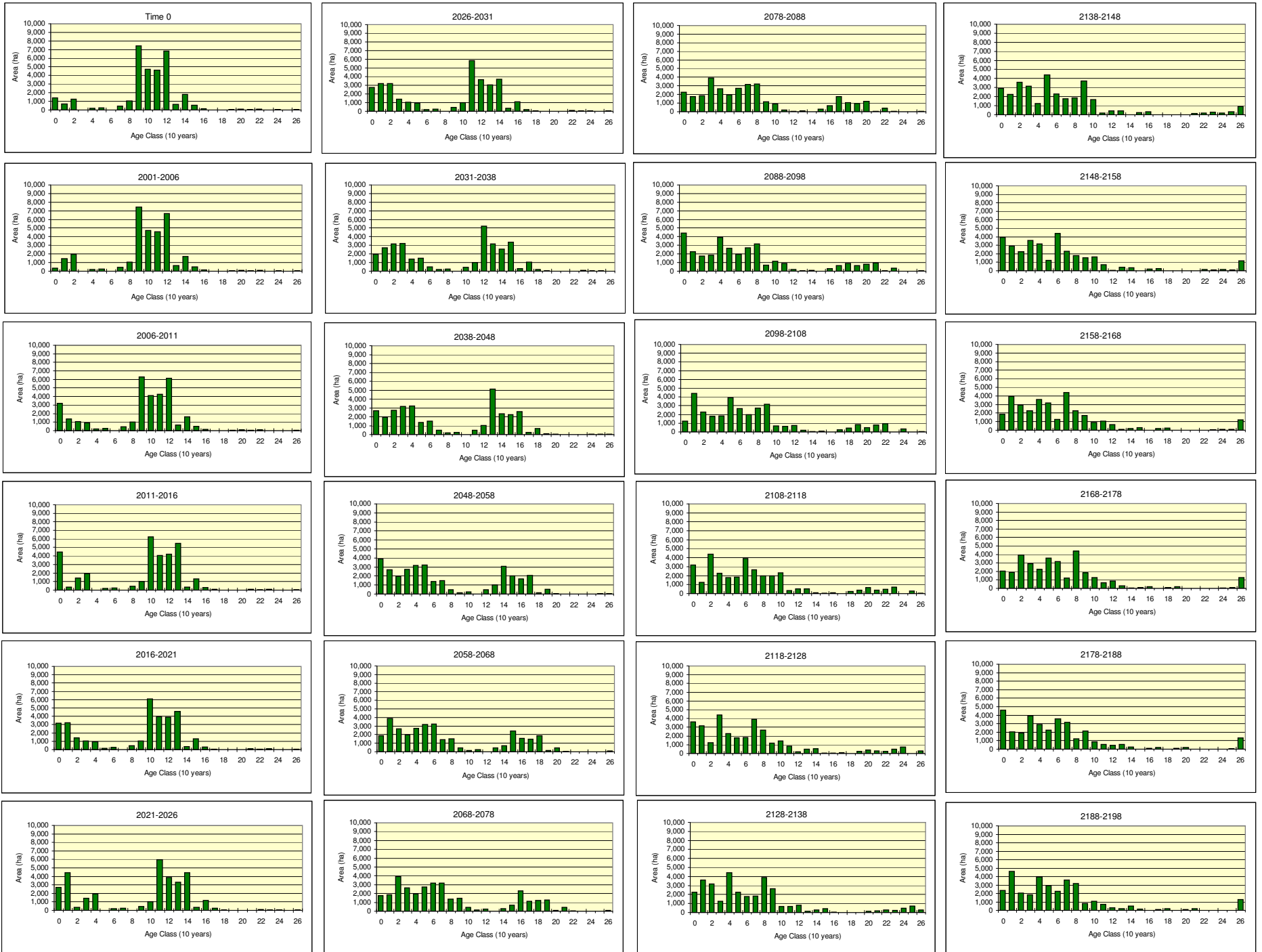
Age Range	0	1-10	11-20	21-30	31-40	41-50	51-60	61-70	71-80	81-90	91-100	101-110	111-120	121-130	131-140	141-150	151-160	161-170	171-180	181-190	191-200	201-210	211-220	221-230	231-240	241-250	251+
-----------	---	------	-------	-------	-------	-------	-------	-------	-------	-------	--------	---------	---------	---------	---------	---------	---------	---------	---------	---------	---------	---------	---------	---------	---------	---------	------

Note: values in tables are rounded



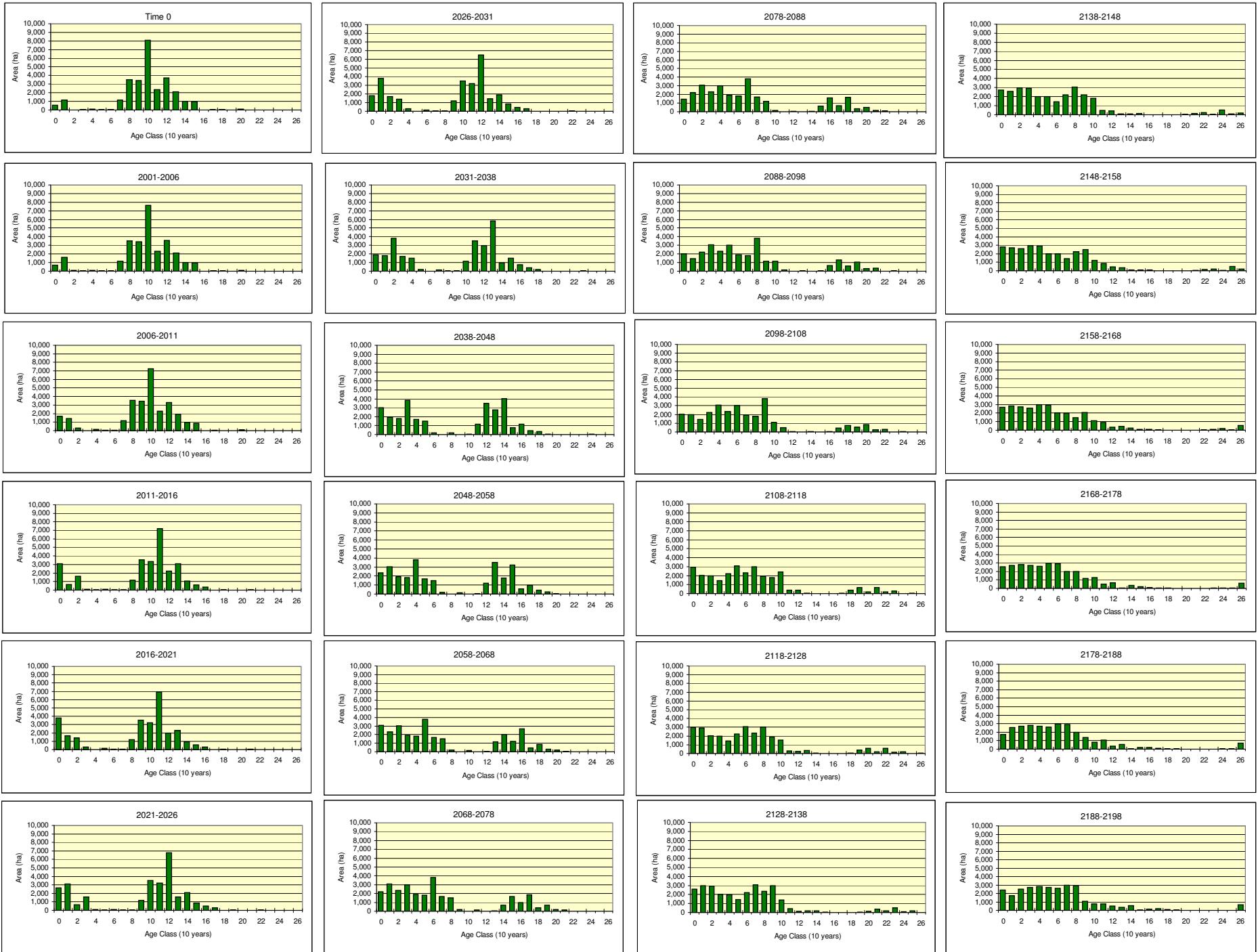
Period	Ten Year Age Classes																										Total	
	0	1	2	3	4	5	6	7	8	9	10	11	12	13	14	15	16	17	18	19	20	21	22	23	24	25		26
Time 0	1,390	721	1,272	0	181	264	9	471	1,037	7,449	4,732	4,615	6,856	643	1,789	569	151	0	8	29	92	54	122	21	33	0	43	32,551
2001-2006	370	1,438	1,944	0	181	264	9	471	1,037	7,449	4,732	4,589	6,692	642	1,690	502	151	0	8	29	92	41	122	21	33	0	43	32,551
2006-2011	3,209	1,390	1,062	931	181	264	9	471	1,037	6,313	4,094	4,261	6,136	642	1,601	497	151	0	4	29	91	41	96	0	0	0	42	32,551
2011-2016	4,461	370	1,438	1,944	0	181	264	9	471	1,032	6,248	4,044	4,210	5,486	380	1,307	328	117	0	1	9	85	35	90	0	0	42	32,551
2016-2021	3,185	3,209	1,390	1,062	931	181	264	9	471	1,032	6,085	3,954	3,921	4,581	368	1,283	292	70	0	1	9	85	35	90	0	0	42	32,551
2021-2026	2,679	4,461	370	1,438	1,944	0	181	264	9	471	1,024	5,972	3,896	3,334	4,420	354	1,194	270	61	0	1	9	85	35	37	0	42	32,551
2026-2031	2,733	3,185	3,209	1,390	1,062	931	181	264	9	471	1,024	5,826	3,671	3,043	3,695	331	1,076	198	61	0	1	9	85	35	37	0	25	32,551
2031-2038	1,961	2,733	3,185	3,209	1,390	1,506	486	181	264	0	471	1,024	5,244	3,168	2,562	3,361	326	1,033	198	59	0	1	9	85	35	37	25	32,551
2038-2048	2,669	1,961	2,733	3,185	3,209	1,390	1,506	486	181	261	0	471	1,024	5,109	2,341	2,222	2,592	230	705	91	56	0	1	6	32	35	55	32,551
2048-2058	3,904	2,669	1,961	2,733	3,185	3,209	1,390	1,506	486	138	261	0	471	1,024	3,061	2,034	1,663	2,055	138	516	43	1	0	1	6	32	64	32,551
2058-2068	1,844	3,904	2,669	1,961	2,733	3,185	3,209	1,390	1,506	458	138	261	0	471	730	2,437	1,562	1,477	1,863	138	475	39	1	0	1	6	91	32,551
2068-2078	1,764	1,844	3,904	2,669	1,961	2,733	3,185	3,209	1,390	1,456	458	138	261	0	308	702	2,289	1,140	1,215	1,264	91	459	32	1	0	1	77	32,551
2078-2088	2,278	1,764	1,844	3,904	2,669	1,961	2,733	3,185	3,209	1,158	898	194	44	124	0	288	689	1,770	1,044	978	1,228	64	419	32	1	0	73	32,551
2088-2098	4,413	2,278	1,764	1,844	3,904	2,669	1,961	2,733	3,185	686	1,153	890	194	44	124	0	288	673	928	649	789	954	29	346	10	1	44	32,551
2098-2108	1,240	4,413	2,278	1,764	1,844	3,904	2,669	1,961	2,733	3,180	685	668	740	180	44	114	0	243	458	836	488	775	921	18	340	10	45	32,551
2108-2118	3,165	1,240	4,413	2,278	1,764	1,844	3,904	2,669	1,961	2,003	2,338	335	508	553	106	44	114	0	243	402	689	405	506	744	18	268	38	32,551
2118-2128	3,592	3,165	1,240	4,413	2,278	1,764	1,844	3,904	2,669	1,192	1,459	859	216	499	527	70	38	114	0	243	394	314	258	479	729	18	273	32,551
2128-2138	2,262	3,592	3,165	1,240	4,413	2,278	1,764	1,844	3,904	2,666	655	663	798	126	302	455	70	0	14	0	167	180	310	239	470	699	274	32,551
2138-2148	2,932	2,262	3,592	3,165	1,240	4,413	2,278	1,764	1,844	3,708	1,684	176	429	419	0	234	312	22	0	10	0	167	180	310	176	339	893	32,551
2148-2158	3,941	2,932	2,262	3,592	3,165	1,240	4,413	2,278	1,764	1,523	1,652	723	76	405	363	0	211	269	22	0	10	0	167	80	160	116	1,187	32,551
2158-2168	1,867	3,941	2,932	2,262	3,592	3,165	1,240	4,413	2,278	1,736	893	1,051	645	76	213	284	0	211	251	22	0	10	0	54	80	120	1,213	32,551
2168-2178	2,046	1,867	3,941	2,932	2,262	3,592	3,165	1,240	4,413	1,833	1,295	640	883	322	76	115	217	0	107	186	22	0	10	0	54	80	1,251	32,551
2178-2188	4,612	2,046	1,867	3,941	2,932	2,262	3,592	3,165	1,240	2,145	872	563	448	586	251	0	101	217	0	107	186	22	0	10	0	54	1,330	32,551
2188-2198	2,354	4,612	2,046	1,867	3,941	2,932	2,262	3,592	3,165	819	1,096	710	313	219	524	176	0	101	217	0	107	186	22	0	10	0	1,279	32,551
Age Range	0	1-10	11-20	21-30	31-40	41-50	51-60	61-70	71-80	81-90	91-100	101-110	111-120	121-130	131-140	141-150	151-160	161-170	171-180	181-190	191-200	201-210	211-220	221-230	231-240	241-250	251+	

Note: values in tables are rounded



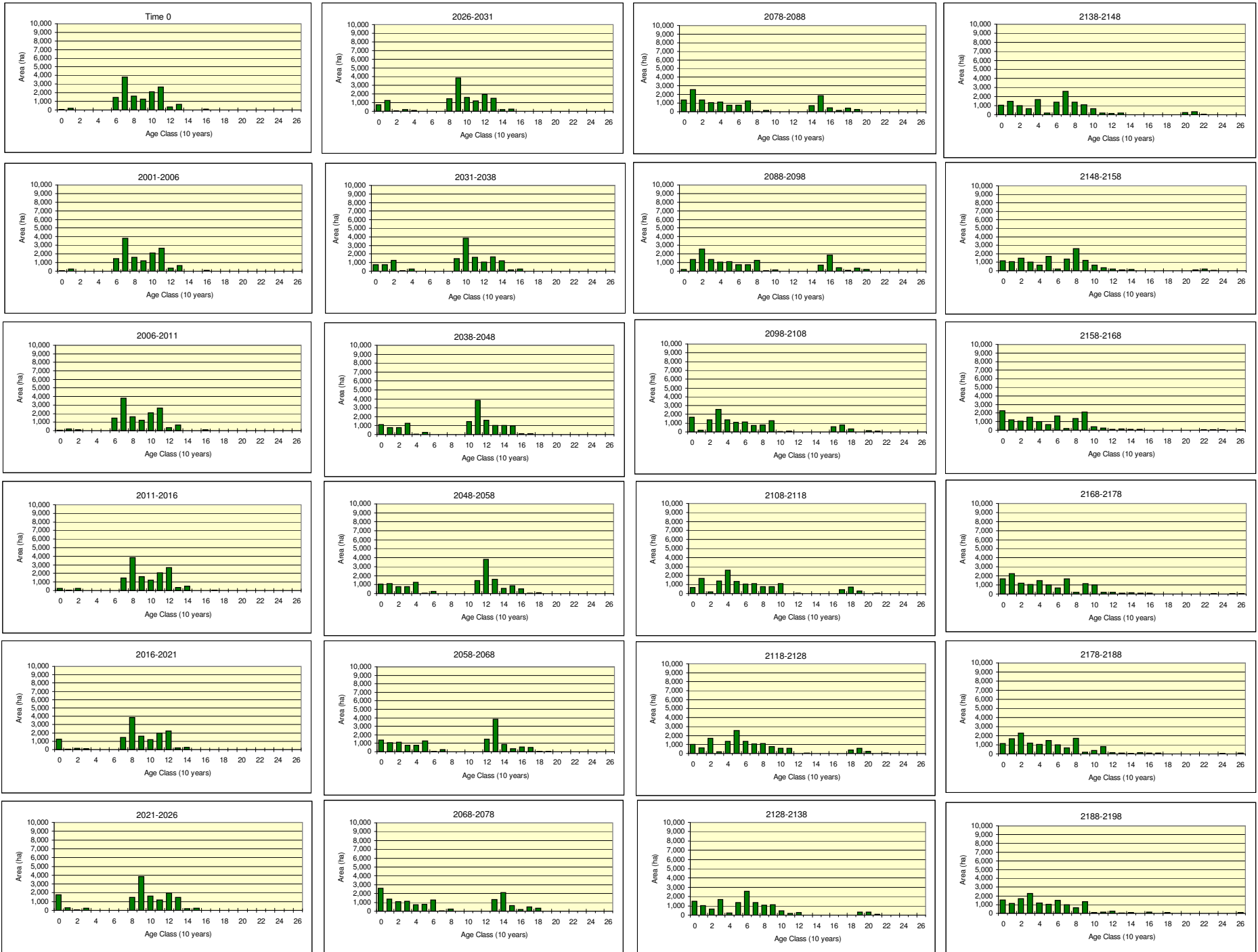
Period	Ten Year Age Classes																										Total	
	0	1	2	3	4	5	6	7	8	9	10	11	12	13	14	15	16	17	18	19	20	21	22	23	24	25		26
Time 0	574	1,134	9	47	123	49	64	1,180	3,538	3,431	8,099	2,338	3,697	2,103	1,021	933	0	51	41	0	95	17	0	0	0	0	0	28,545
2001-2006	682	1,604	113	47	123	42	71	1,180	3,538	3,431	7,639	2,309	3,554	2,106	980	933	0	39	41	0	95	17	0	0	0	0	0	28,545
2006-2011	1,687	1,412	304	0	171	42	71	1,180	3,538	3,427	7,263	2,278	3,277	1,950	946	839	0	39	18	0	88	17	0	0	0	0	0	28,545
2011-2016	3,119	682	1,604	113	47	123	42	71	1,180	3,535	3,363	7,197	2,216	3,072	1,066	629	351	0	33	18	0	69	17	0	0	0	0	28,545
2016-2021	3,813	1,686	1,412	304	0	171	42	71	1,180	3,535	3,230	6,902	2,000	2,273	957	557	298	0	33	0	0	69	14	0	0	0	0	28,545
2021-2026	2,644	3,118	682	1,604	113	47	123	42	71	1,180	3,535	3,193	6,763	1,589	2,110	869	495	287	0	30	0	0	40	8	0	0	0	28,545
2026-2031	1,806	3,813	1,686	1,412	304	0	171	42	71	1,180	3,507	3,182	6,492	1,426	1,880	828	429	282	0	1	0	0	25	8	0	0	0	28,545
2031-2038	1,935	1,806	3,813	1,686	1,506	211	0	171	42	71	1,180	3,507	2,968	5,818	942	1,511	738	394	212	0	1	0	0	25	8	0	0	28,545
2038-2048	3,006	1,934	1,806	3,813	1,686	1,506	211	0	171	19	71	1,180	3,507	2,747	4,037	793	1,174	460	333	67	0	1	0	0	25	0	0	28,545
2048-2058	2,333	3,005	1,934	1,806	3,813	1,686	1,506	211	0	165	19	71	1,180	3,507	1,767	3,242	584	982	411	253	59	0	1	0	0	10	0	28,545
2058-2068	3,086	2,333	3,005	1,934	1,806	3,813	1,686	1,506	211	0	165	19	71	1,180	2,042	1,200	2,667	464	834	281	198	34	0	1	0	0	10	28,545
2068-2078	2,224	3,085	2,333	3,005	1,934	1,806	3,813	1,686	1,506	211	0	165	19	66	683	1,688	979	1,885	394	708	175	161	8	0	1	0	10	28,545
2078-2088	1,443	2,224	3,085	2,333	3,005	1,934	1,806	3,813	1,686	1,207	130	0	59	5	35	675	1,592	717	1,655	348	525	153	95	8	0	1	10	28,545
2088-2098	1,995	1,443	2,224	3,085	2,333	3,005	1,934	1,806	3,813	1,152	1,152	130	0	59	5	35	675	1,295	620	1,074	306	327	15	45	7	0	11	28,545
2098-2108	2,005	1,995	1,443	2,224	3,085	2,333	3,005	1,934	1,806	3,809	1,072	475	59	0	42	0	35	425	761	565	851	257	299	5	43	7	10	28,545
2108-2118	2,933	2,005	1,995	1,443	2,224	3,085	2,333	3,005	1,934	1,806	2,437	385	383	59	0	0	35	375	695	216	662	171	299	5	43	17	28,545	
2118-2128	2,964	2,933	2,005	1,995	1,443	2,224	3,085	2,333	3,005	1,861	1,511	299	253	355	59	0	0	28	375	600	214	593	156	197	2	56	28,545	
2128-2138	2,598	2,964	2,933	2,005	1,995	1,443	2,224	3,085	2,333	2,982	1,379	426	138	214	180	32	0	0	28	164	390	214	528	98	176	14	28,545	
2138-2148	2,727	2,598	2,964	2,933	2,005	1,995	1,443	2,224	3,085	2,186	1,838	480	409	105	113	163	0	0	0	28	151	242	65	508	92	190	28,545	
2148-2158	2,806	2,727	2,598	2,964	2,933	2,005	1,995	1,443	2,224	2,487	1,231	882	480	364	105	84	109	0	0	0	28	131	203	64	486	197	28,545	
2158-2168	2,693	2,806	2,727	2,598	2,964	2,933	2,005	1,995	1,443	2,095	1,126	893	347	480	248	82	84	62	0	0	0	28	109	194	64	571	28,545	
2168-2178	2,534	2,693	2,806	2,727	2,598	2,964	2,933	2,005	1,995	1,196	1,297	517	688	70	380	184	82	57	30	0	0	0	28	59	70	635	28,545	
2178-2188	1,751	2,534	2,693	2,806	2,727	2,598	2,964	2,933	2,005	1,399	799	1,058	352	549	62	204	184	82	31	30	0	0	0	28	59	700	28,545	
2188-2198	2,404	1,750	2,534	2,693	2,806	2,727	2,598	2,964	2,933	1,093	756	744	492	337	549	62	139	184	82	26	21	0	0	0	0	0	652	28,545
Age Range	0	1-10	11-20	21-30	31-40	41-50	51-60	61-70	71-80	81-90	91-100	101-110	111-120	121-130	131-140	141-150	151-160	161-170	171-180	181-190	191-200	201-210	211-220	221-230	231-240	241-250	251+	

Note: values in tables are rounded



Period	Ten Year Age Classes																										Total	
	0	1	2	3	4	5	6	7	8	9	10	11	12	13	14	15	16	17	18	19	20	21	22	23	24	25		26
Time 0	51	212	0	0	8	9	1,471	3,830	1,615	1,233	2,123	2,664	360	664	0	0	106	0	0	0	0	0	0	0	0	0	0	14,347
2001-2006	28	263	0	0	8	9	1,471	3,830	1,615	1,228	2,101	2,664	360	664	0	0	106	0	0	0	0	0	0	0	0	0	0	14,347
2006-2011	28	181	82	0	8	9	1,471	3,830	1,615	1,228	2,101	2,664	360	664	0	0	106	0	0	0	0	0	0	0	0	0	0	14,347
2011-2016	273	28	263	0	0	8	9	1,471	3,830	1,615	1,205	2,081	2,658	360	517	0	0	29	0	0	0	0	0	0	0	0	0	14,347
2016-2021	1,271	28	181	82	0	8	9	1,471	3,830	1,615	1,179	1,969	2,257	184	242	0	0	21	0	0	0	0	0	0	0	0	0	14,347
2021-2026	1,771	273	28	263	0	0	8	9	1,471	3,830	1,615	1,176	1,956	1,500	184	242	0	0	21	0	0	0	0	0	0	0	0	14,347
2026-2031	773	1,271	28	181	82	0	8	9	1,471	3,830	1,615	1,176	1,956	1,500	184	242	0	0	21	0	0	0	0	0	0	0	0	14,347
2031-2038	754	773	1,271	28	263	0	0	8	9	1,471	3,830	1,615	1,076	1,676	1,191	144	228	0	0	10	0	0	0	0	0	0	0	14,347
2038-2048	1,124	754	773	1,271	28	263	0	0	8	9	1,471	3,830	1,615	1,020	1,002	966	107	107	0	0	0	0	0	0	0	0	0	14,347
2048-2058	1,079	1,124	754	773	1,271	28	263	0	0	8	9	1,471	3,830	1,615	578	864	526	60	95	0	0	0	0	0	0	0	0	14,347
2058-2068	1,365	1,079	1,124	754	773	1,271	28	263	0	0	8	9	1,471	3,830	872	339	556	498	46	61	0	0	0	0	0	0	0	14,347
2068-2078	2,580	1,365	1,079	1,124	754	773	1,271	28	263	0	0	8	9	1,301	2,091	657	190	487	358	10	0	0	0	0	0	0	0	14,347
2078-2088	1,371	2,580	1,365	1,079	1,124	754	773	1,271	28	130	0	0	0	4	703	1,841	475	172	410	259	9	0	0	0	0	0	0	14,347
2088-2098	214	1,371	2,580	1,365	1,079	1,124	754	773	1,271	28	130	0	0	4	703	1,841	407	104	365	226	9	0	0	0	0	0	0	14,347
2098-2108	1,691	214	1,371	2,580	1,365	1,079	1,124	754	773	1,271	28	87	0	0	0	0	578	799	340	7	157	122	9	0	0	0	0	14,347
2108-2118	650	1,691	214	1,371	2,580	1,365	1,079	1,124	754	773	1,128	6	70	0	0	0	0	450	713	285	7	58	23	9	0	0	0	14,347
2118-2128	1,006	650	1,691	214	1,371	2,580	1,365	1,079	1,124	754	558	581	6	70	0	0	0	0	378	583	241	7	58	23	9	0	0	14,347
2128-2138	1,493	1,006	650	1,691	214	1,371	2,580	1,365	1,079	1,124	476	187	297	6	16	0	0	0	0	313	334	114	7	17	0	9	0	14,347
2138-2148	1,055	1,493	1,006	650	1,691	214	1,371	2,580	1,365	1,079	660	195	156	168	0	16	0	0	0	0	223	334	59	7	17	0	9	14,347
2148-2158	1,192	1,055	1,493	1,006	650	1,691	214	1,371	2,580	1,233	660	352	195	86	168	0	16	0	0	0	95	198	59	7	17	9	14,347	
2158-2168	2,272	1,192	1,055	1,493	1,006	650	1,691	214	1,371	2,137	383	261	100	165	86	77	0	16	0	0	0	43	44	59	7	26	14,347	
2168-2178	1,689	2,272	1,192	1,055	1,493	1,006	650	1,691	214	1,148	1,003	183	193	82	165	86	77	0	16	0	0	0	43	0	59	33	14,347	
2178-2188	1,153	1,689	2,272	1,192	1,055	1,493	1,006	650	1,691	214	391	795	142	79	48	165	86	77	0	16	0	0	0	43	0	92	14,347	
2188-2198	1,511	1,153	1,689	2,272	1,192	1,055	1,493	1,006	650	1,357	121	125	241	69	79	0	165	0	77	0	0	0	0	0	0	0	92	14,347
Age Range	0	1-10	11-20	21-30	31-40	41-50	51-60	61-70	71-80	81-90	91-100	101-110	111-120	121-130	131-140	141-150	151-160	161-170	171-180	181-190	191-200	201-210	211-220	221-230	231-240	241-250	251+	

Note: values in tables are rounded

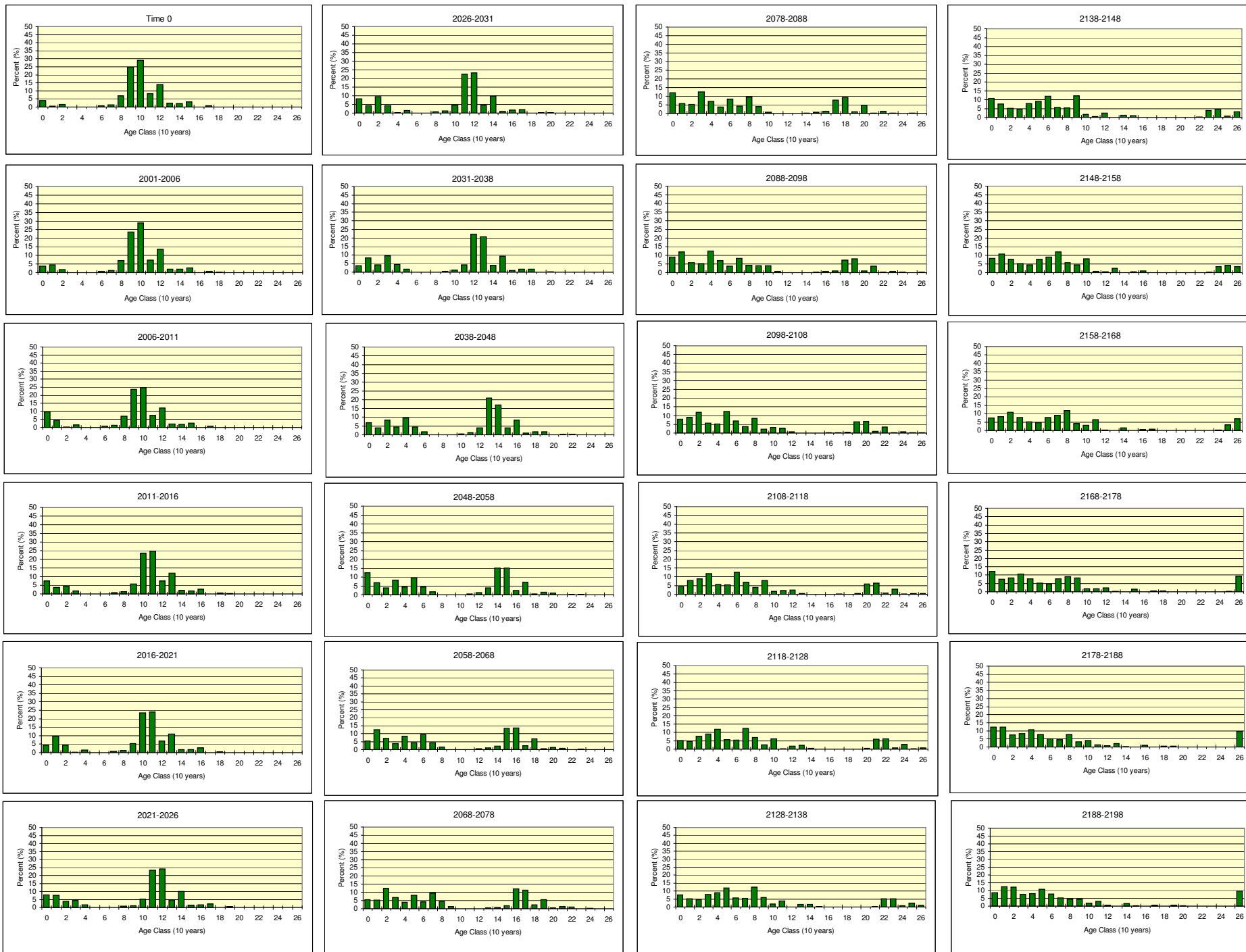


Period	Ten Year Age Classes																										Total		
	0	1	2	3	4	5	6	7	8	9	10	11	12	13	14	15	16	17	18	19	20	21	22	23	24	25		26	
Time 0	4	3	2	0	0	0	1	6	9	16	17	11	12	6	2	5	1	1	1	0	1	0	0	0	0	0	0	1	100
2001-2006	3	6	2	0	1	0	1	6	9	16	16	10	11	5	2	4	1	1	1	0	1	0	0	0	0	0	0	0	100
2006-2011	7	5	3	1	1	0	1	6	9	16	16	10	11	5	2	4	1	1	0	0	1	0	0	0	0	0	0	100	
2011-2016	7	3	6	2	0	1	0	1	6	9	16	16	10	10	4	2	4	0	1	0	0	0	0	0	0	0	0	1	100
2016-2021	7	7	5	3	1	1	0	1	6	9	15	15	9	9	4	2	3	0	0	0	0	0	0	0	0	0	0	1	100
2021-2026	6	7	3	6	2	0	1	0	1	6	9	15	15	8	8	4	1	3	0	0	0	0	0	0	0	0	0	1	100
2026-2031	6	7	7	5	3	1	1	0	1	6	8	15	14	8	7	4	1	3	0	0	0	0	0	0	0	0	0	1	100
2031-2038	4	6	7	7	6	3	0	1	0	1	6	8	15	13	7	7	3	1	3	0	0	0	0	0	0	0	0	1	100
2038-2048	6	4	6	7	7	6	3	0	1	0	1	6	8	14	10	6	6	3	1	2	0	0	0	0	0	0	0	1	100
2048-2058	6	6	4	6	7	7	6	3	0	1	0	1	6	8	12	9	5	5	3	1	2	0	0	0	0	0	0	1	100
2058-2068	6	6	6	4	6	7	7	6	3	0	1	0	1	6	5	11	9	5	5	2	1	2	0	0	0	0	0	2	100
2068-2078	6	6	6	6	4	6	7	7	6	2	0	1	0	1	4	5	10	8	5	5	2	1	2	0	0	0	0	2	100
2078-2088	6	6	6	6	6	4	6	7	7	5	1	0	0	0	1	4	4	9	7	4	4	2	1	2	0	0	0	2	100
2088-2098	7	6	6	6	6	6	4	6	7	4	5	1	0	0	0	1	4	4	9	6	4	4	2	1	1	0	2	100	
2098-2108	6	7	6	6	6	6	6	4	6	6	3	3	1	0	0	0	1	2	3	9	6	4	4	2	1	1	2	100	
2108-2118	6	6	7	6	6	6	6	6	4	6	4	2	3	1	0	0	0	1	2	3	8	5	3	3	1	1	4	100	
2118-2128	7	6	6	7	6	6	6	6	6	4	5	1	2	3	1	0	0	0	1	2	3	8	5	3	3	1	4	100	
2128-2138	6	7	6	6	7	6	6	6	6	5	3	2	1	1	2	0	0	0	0	0	2	2	8	5	3	3	5	100	
2138-2148	7	6	7	6	6	7	6	6	6	5	3	1	2	1	1	1	0	0	0	0	0	2	2	8	5	3	8	100	
2148-2158	7	7	6	7	6	6	7	6	6	5	3	1	1	2	0	1	1	0	0	0	0	0	2	2	8	4	11	100	
2158-2168	7	7	7	6	7	6	6	7	6	5	2	2	1	1	1	0	1	1	0	0	0	0	0	2	2	8	15	100	
2168-2178	7	7	7	7	6	7	6	6	7	4	2	1	2	0	1	1	0	1	1	0	0	0	0	0	0	2	2	22	100
2178-2188	7	7	7	7	7	6	7	6	6	4	2	2	1	1	0	1	1	0	0	1	0	0	0	0	0	0	2	24	100
2188-2198	7	7	7	7	7	7	6	7	6	4	2	2	1	1	1	0	0	1	0	0	1	0	0	0	0	0	0	25	100
Age Range	0	1-10	11-20	21-30	31-40	41-50	51-60	61-70	71-80	81-90	91-100	101-110	111-120	121-130	131-140	141-150	151-160	161-170	171-180	181-190	191-200	201-210	211-220	221-230	231-240	241-250	251+		

Note: Values in tables are rounded

Period	Ten Year Age Classes																										Total	
	0	1	2	3	4	5	6	7	8	9	10	11	12	13	14	15	16	17	18	19	20	21	22	23	24	25		26
Time 0	4	1	2	0	0	0	1	1	7	25	29	8	14	2	2	3	0	1	0	0	0	0	0	0	0	0	0	100
2001-2006	4	4	2	0	0	0	1	1	7	24	29	7	14	2	2	3	0	1	0	0	0	0	0	0	0	0	0	100
2006-2011	10	4	0	2	0	0	1	1	7	24	25	7	12	2	2	3	0	1	0	0	0	0	0	0	0	0	0	100
2011-2016	8	4	4	2	0	0	0	1	1	6	24	25	7	12	2	2	3	0	1	0	0	0	0	0	0	0	0	100
2016-2021	4	10	4	0	2	0	0	1	1	5	23	24	7	11	2	2	3	0	1	0	0	0	0	0	0	0	0	100
2021-2026	8	8	4	4	2	0	0	0	1	1	5	23	24	4	10	1	2	2	0	1	0	0	0	0	0	0	0	100
2026-2031	8	4	10	4	0	2	0	0	1	1	4	23	23	4	10	1	2	2	0	0	0	0	0	0	0	0	0	100
2031-2038	4	8	4	10	4	2	0	0	0	1	1	4	22	21	4	9	1	2	2	0	0	0	0	0	0	0	0	100
2038-2048	7	4	8	4	10	4	2	0	0	0	0	1	4	21	17	4	8	1	2	2	0	0	0	0	0	0	0	100
2048-2058	12	7	4	8	4	10	4	2	0	0	0	0	1	4	15	15	2	7	1	1	1	0	0	0	0	0	0	100
2058-2068	5	12	7	4	8	4	10	4	2	0	0	0	0	1	2	13	14	2	7	1	1	1	0	0	0	0	0	100
2068-2078	6	5	12	7	4	8	4	10	4	1	0	0	0	1	2	12	11	2	6	1	1	1	0	0	0	0	0	100
2078-2088	12	6	5	12	7	4	8	4	10	4	1	0	0	0	1	1	8	9	1	5	0	1	0	0	0	0	0	100
2088-2098	9	12	6	5	12	7	4	8	4	4	1	0	0	0	1	1	7	8	1	4	0	1	0	0	0	0	0	100
2098-2108	8	9	12	6	5	12	7	4	8	2	3	3	1	0	0	0	0	0	1	7	7	1	3	0	1	0	0	100
2108-2118	5	8	9	12	6	5	12	7	4	8	2	2	2	0	0	0	0	0	1	6	6	1	3	0	0	0	0	100
2118-2128	5	5	8	9	12	6	5	12	7	2	6	0	2	2	0	0	0	0	0	1	6	6	1	3	0	0	1	100
2128-2138	8	5	5	8	9	12	6	5	12	6	2	4	0	2	2	0	0	0	0	0	0	0	5	5	1	2	1	100
2138-2148	11	8	5	5	8	9	12	6	5	12	2	1	2	0	1	1	0	0	0	0	0	0	0	4	5	1	3	100
2148-2158	8	11	8	5	5	8	9	12	6	4	8	1	0	2	0	1	1	0	0	0	0	0	0	4	4	3	3	100
2158-2168	8	8	11	8	5	5	8	9	12	4	3	6	0	0	2	0	1	1	0	0	0	0	0	0	3	7	100	
2168-2178	12	8	8	11	8	5	5	8	9	8	2	2	2	0	0	2	0	1	0	0	0	0	0	0	0	0	0	100
2178-2188	12	12	8	8	11	8	5	5	8	3	4	1	2	0	0	1	0	0	0	0	0	0	0	0	0	0	10	100
2188-2198	9	12	12	8	8	11	8	5	5	5	2	3	1	0	2	0	0	1	0	0	0	0	0	0	0	0	10	100
Age Range	0	1-10	11-20	21-30	31-40	41-50	51-60	61-70	71-80	81-90	91-100	101-110	111-120	121-130	131-140	141-150	151-160	161-170	171-180	181-190	191-200	201-210	211-220	221-230	231-240	241-250	251+	

Note: Values in tables are rounded



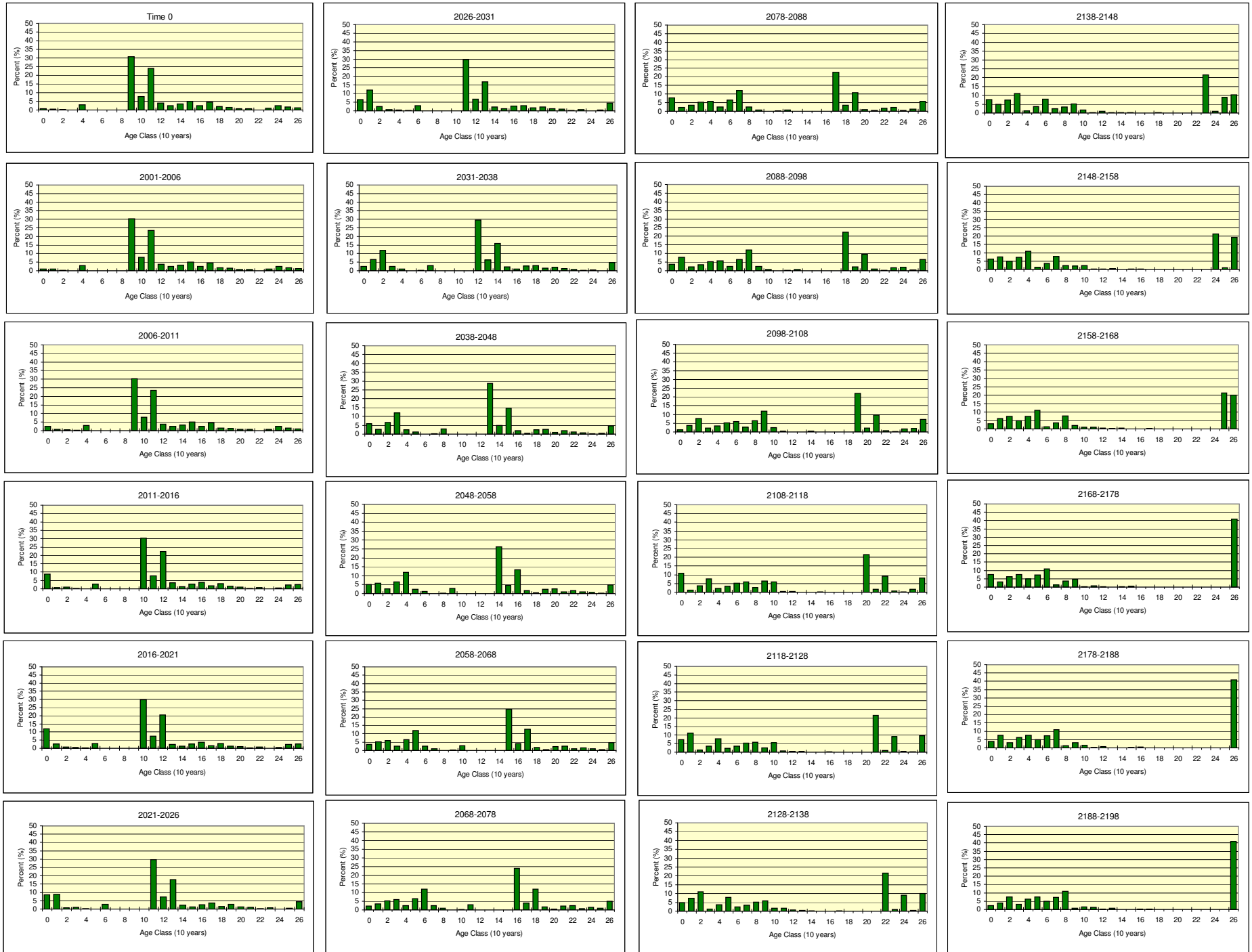
Period	Ten Year Age Classes																										Total		
	0	1	2	3	4	5	6	7	8	9	10	11	12	13	14	15	16	17	18	19	20	21	22	23	24	25		26	
Time 0	10	6	5	0	1	2	2	4	10	2	22	2	21	6	1	4	0	0	0	0	0	0	0	0	0	0	0	0	100
2001-2006	4	15	6	0	1	2	2	4	10	2	22	2	19	5	1	3	0	0	0	0	0	0	0	0	0	0	0	0	100
2006-2011	7	11	7	3	1	2	2	4	10	2	21	2	19	5	0	3	0	0	0	0	0	0	0	0	0	0	0	0	100
2011-2016	5	4	15	6	0	1	2	2	4	10	2	20	2	18	4	0	3	0	0	0	0	0	0	0	0	0	0	0	100
2016-2021	7	7	11	7	3	1	2	2	4	10	2	20	2	15	4	0	3	0	0	0	0	0	0	0	0	0	0	0	100
2021-2026	8	5	4	15	6	0	1	2	2	4	10	2	19	2	14	4	0	2	0	0	0	0	0	0	0	0	0	0	100
2026-2031	6	7	7	11	7	3	1	2	2	4	10	2	18	1	12	4	0	2	0	0	0	0	0	0	0	0	0	0	100
2031-2038	4	6	7	7	14	7	0	1	2	2	4	10	2	16	1	11	3	0	2	0	0	0	0	0	0	0	0	0	100
2038-2048	6	4	6	7	7	14	7	0	1	2	2	4	9	2	12	1	10	3	0	2	0	0	0	0	0	0	0	0	100
2048-2058	2	6	4	6	7	7	14	7	0	1	2	2	4	9	1	11	1	10	3	0	1	0	0	0	0	0	0	0	100
2058-2068	6	2	6	4	6	7	7	14	7	0	1	2	2	4	5	1	11	1	9	2	0	1	0	0	0	0	0	0	100
2068-2078	5	6	2	6	4	6	7	7	14	6	0	1	2	2	3	5	1	10	1	9	2	0	1	0	0	0	0	0	100
2078-2088	9	5	6	2	6	4	6	7	7	11	4	0	0	1	1	3	4	1	9	1	8	2	0	1	0	0	0	0	100
2088-2098	6	9	5	6	2	6	4	6	7	3	11	4	0	0	1	1	3	4	1	9	1	7	2	0	1	0	0	0	100
2098-2108	8	6	9	5	6	2	6	4	6	6	2	8	3	0	0	1	1	2	4	1	8	1	7	2	0	1	1	1	100
2108-2118	8	8	6	9	5	6	2	6	4	6	5	2	7	2	0	0	1	1	2	4	1	7	1	6	2	0	1	100	
2118-2128	6	8	8	6	9	5	6	2	6	4	5	2	1	6	2	0	0	1	1	2	3	1	7	1	6	2	2	100	
2128-2138	8	6	8	8	6	9	5	6	2	6	3	3	2	1	5	1	0	0	1	1	2	3	1	6	1	5	3	100	
2138-2148	8	8	6	8	8	6	9	5	6	2	3	2	2	1	1	4	1	0	0	1	1	2	3	1	6	1	8	100	
2148-2158	6	8	8	6	8	8	6	9	5	5	1	2	2	2	1	1	4	1	0	0	1	1	2	3	1	5	8	100	
2158-2168	7	6	8	8	6	8	8	6	9	4	2	1	1	1	1	1	0	3	0	0	0	1	1	2	3	1	13	100	
2168-2178	8	7	6	8	8	6	8	8	6	5	2	2	1	1	1	1	1	0	3	0	0	0	1	1	2	3	13	100	
2178-2188	7	8	7	6	8	8	6	8	8	2	2	1	1	1	1	1	1	0	2	0	0	0	1	1	2	16	100		
2188-2198	9	7	8	7	6	8	8	6	8	4	1	2	1	1	1	1	1	0	0	2	0	0	0	1	1	17	100		
Age Range	0	1-10	11-20	21-30	31-40	41-50	51-60	61-70	71-80	81-90	91-100	101-110	111-120	121-130	131-140	141-150	151-160	161-170	171-180	181-190	191-200	201-210	211-220	221-230	231-240	241-250	251+		

Note: Values in tables are rounded



Period	Ten Year Age Classes																										Total	
	0	1	2	3	4	5	6	7	8	9	10	11	12	13	14	15	16	17	18	19	20	21	22	23	24	25		26
Time 0	1	0	0	0	3	0	0	0	0	31	8	24	4	3	3	5	2	5	2	2	1	1	0	1	2	2	1	100
2001-2006	1	1	0	0	3	0	0	0	0	30	8	24	4	3	3	5	2	5	2	2	1	1	0	1	2	2	1	100
2006-2011	3	1	0	0	3	0	0	0	0	30	8	23	4	3	3	5	2	5	2	1	1	1	0	1	2	2	1	100
2011-2016	9	1	1	0	0	3	0	0	0	0	30	8	22	4	1	3	4	2	3	1	1	0	1	0	1	2	3	100
2016-2021	12	3	1	0	0	3	0	0	0	0	30	8	21	2	1	3	4	2	3	1	1	0	1	0	1	2	3	100
2021-2026	8	9	1	1	0	0	3	0	0	0	0	30	7	18	2	1	3	4	2	3	1	1	0	1	0	1	5	100
2026-2031	7	12	3	1	0	0	3	0	0	0	0	30	7	17	2	1	3	3	2	2	1	1	0	1	0	1	4	100
2031-2038	3	7	12	3	1	0	0	3	0	0	0	0	29	6	16	2	1	3	3	2	2	1	1	0	0	0	5	100
2038-2048	6	3	7	12	3	1	0	0	3	0	0	0	0	29	5	15	2	0	3	3	1	2	1	1	0	0	5	100
2048-2058	5	6	3	7	12	3	1	0	0	3	0	0	0	0	26	5	13	2	0	2	3	1	2	1	1	0	5	100
2058-2068	4	5	6	3	7	12	3	1	0	0	3	0	0	0	25	4	13	2	0	2	3	1	2	1	1	1	5	100
2068-2078	2	4	5	6	3	7	12	3	1	0	0	3	0	0	0	24	4	12	2	0	2	3	1	2	1	1	5	100
2078-2088	8	2	4	5	6	3	7	12	3	1	0	0	1	0	0	0	22	4	11	1	0	2	2	1	1	1	6	100
2088-2098	4	8	2	4	5	6	3	7	12	2	1	0	0	1	0	0	0	22	2	10	1	0	2	2	1	7	100	
2098-2108	1	4	8	2	4	5	6	3	7	12	2	0	0	1	0	0	0	22	2	10	1	0	2	2	1	7	100	
2108-2118	11	1	4	8	2	4	5	6	3	7	6	1	0	0	0	0	0	0	22	2	9	1	0	2	8	100		
2118-2128	7	11	1	4	8	2	4	5	6	3	6	1	0	0	0	0	0	0	22	1	9	1	0	10	100			
2128-2138	5	7	11	1	4	8	2	4	5	6	2	2	1	0	0	0	0	0	0	22	1	9	1	10	100			
2138-2148	8	5	7	11	1	4	8	2	4	5	2	0	1	0	0	0	0	0	0	0	0	0	21	1	9	10	100	
2148-2158	6	8	5	7	11	1	4	8	2	2	0	0	1	0	0	0	0	0	0	0	0	0	21	1	19	100		
2158-2168	3	6	8	5	7	11	1	4	8	2	1	1	0	0	1	0	0	0	0	0	0	0	0	21	20	100		
2168-2178	7	3	6	8	5	7	11	1	4	5	0	1	0	0	1	0	0	0	0	0	0	0	0	0	0	41	100	
2178-2188	4	7	3	6	8	5	7	11	1	3	2	0	1	0	0	1	0	0	0	0	0	0	0	0	0	41	100	
2188-2198	2	4	7	3	6	8	5	7	11	1	2	1	0	1	0	0	0	0	0	0	0	0	0	0	0	41	100	
Age Range	0	1-10	11-20	21-30	31-40	41-50	51-60	61-70	71-80	81-90	91-100	101-110	111-120	121-130	131-140	141-150	151-160	161-170	171-180	181-190	191-200	201-210	211-220	221-230	231-240	241-250	251+	

Note: Values in tables are rounded



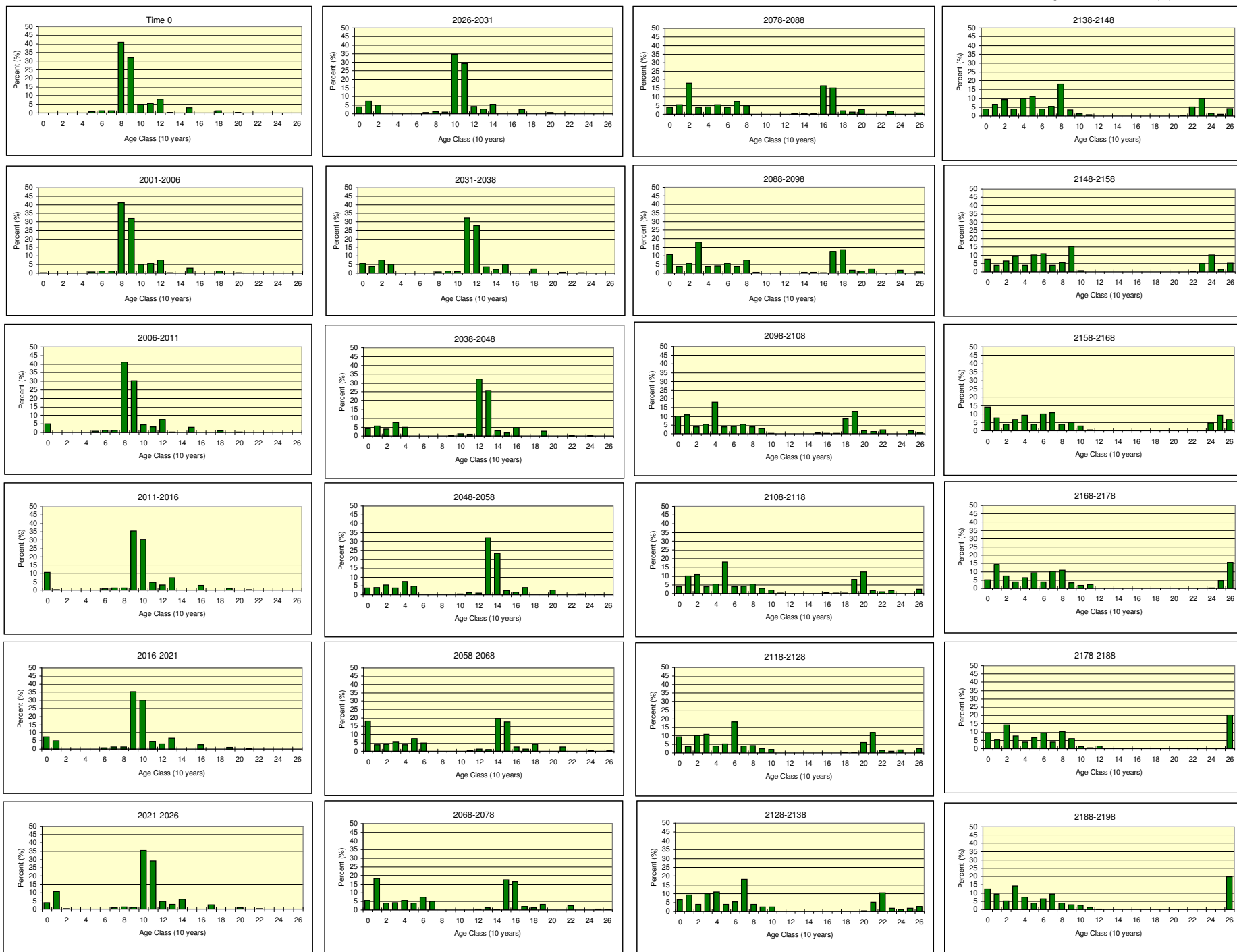
Period	Ten Year Age Classes																										Total	
	0	1	2	3	4	5	6	7	8	9	10	11	12	13	14	15	16	17	18	19	20	21	22	23	24	25		26
Time 0	2	4	4	0	0	0	0	1	3	9	5	21	3	28	0	11	0	0	0	0	8	1	0	0	0	0	0	100
2001-2006	8	4	6	0	0	0	0	1	3	9	5	21	3	26	0	7	0	0	0	0	6	1	0	0	0	0	0	100
2006-2011	20	2	6	2	0	0	0	1	3	7	4	21	2	21	0	5	0	0	0	0	4	1	0	0	0	0	0	100
2011-2016	15	8	4	6	0	0	0	0	1	3	7	4	20	2	19	0	5	0	0	0	0	4	1	0	0	0	0	100
2016-2021	5	20	2	6	2	0	0	0	1	3	7	4	20	2	19	0	5	0	0	0	0	4	1	0	0	0	0	100
2021-2026	5	15	8	4	6	0	0	0	0	1	3	7	4	17	2	19	0	5	0	0	0	0	4	0	0	0	0	100
2026-2031	6	5	20	2	6	2	0	0	0	1	3	7	4	17	2	18	0	5	0	0	0	0	4	0	0	0	0	100
2031-2038	12	6	5	20	2	7	0	0	0	0	1	3	6	3	13	1	15	0	3	0	0	0	0	2	0	0	0	100
2038-2048	1	12	6	5	20	2	7	0	0	0	0	1	3	6	3	12	1	15	0	3	0	0	0	0	2	0	0	100
2048-2058	4	1	12	6	5	20	2	7	0	0	0	0	1	3	5	2	11	1	14	0	3	0	0	0	0	2	0	100
2058-2068	7	4	1	12	6	5	20	2	7	0	0	0	0	1	1	4	2	11	1	12	0	2	0	0	0	0	2	100
2068-2078	1	7	4	1	12	6	5	20	2	7	0	0	0	0	0	1	4	2	11	1	12	0	2	0	0	0	2	100
2078-2088	6	1	7	4	1	12	6	5	20	2	3	0	0	0	0	0	1	4	2	10	1	11	0	2	0	0	2	100
2088-2098	13	6	1	7	4	1	12	6	5	18	2	3	0	0	0	0	0	1	3	2	8	1	5	0	1	0	1	100
2098-2108	6	13	6	1	7	4	1	12	6	5	14	1	3	0	0	0	0	0	1	3	2	8	1	5	0	1	1	100
2108-2118	9	6	13	6	1	7	4	1	12	6	2	12	1	2	0	0	0	0	0	1	3	1	7	1	5	0	2	100
2118-2128	8	9	6	13	6	1	7	4	1	12	4	0	9	1	1	0	0	0	0	0	1	2	1	6	1	4	2	100
2128-2138	5	8	9	6	13	6	1	7	4	1	11	3	0	7	0	1	0	0	0	0	0	1	2	1	6	1	6	100
2138-2148	8	5	8	9	6	13	6	1	7	4	0	6	3	0	7	0	1	0	0	0	0	0	1	2	1	6	6	100
2148-2158	8	8	5	8	9	6	13	6	1	6	3	0	5	3	0	5	0	1	0	0	0	0	0	1	2	1	11	100
2158-2168	5	8	8	5	8	9	6	13	6	1	5	3	0	4	3	0	4	0	0	0	0	0	0	0	1	1	11	100
2168-2178	6	5	8	8	5	8	9	6	13	2	0	4	3	0	4	2	0	4	0	0	0	0	0	0	0	1	11	100
2178-2188	6	6	5	8	8	5	8	9	6	13	1	0	4	3	0	3	2	0	2	0	0	0	0	0	0	0	12	100
2188-2198	11	6	6	5	8	8	5	8	9	2	10	1	0	3	2	0	2	2	0	2	0	0	0	0	0	0	11	100

Age Range	0	1-10	11-20	21-30	31-40	41-50	51-60	61-70	71-80	81-90	91-100	101-110	111-120	121-130	131-140	141-150	151-160	161-170	171-180	181-190	191-200	201-210	211-220	221-230	231-240	241-250	251+
-----------	---	------	-------	-------	-------	-------	-------	-------	-------	-------	--------	---------	---------	---------	---------	---------	---------	---------	---------	---------	---------	---------	---------	---------	---------	---------	------

Note: Values in tables are rounded

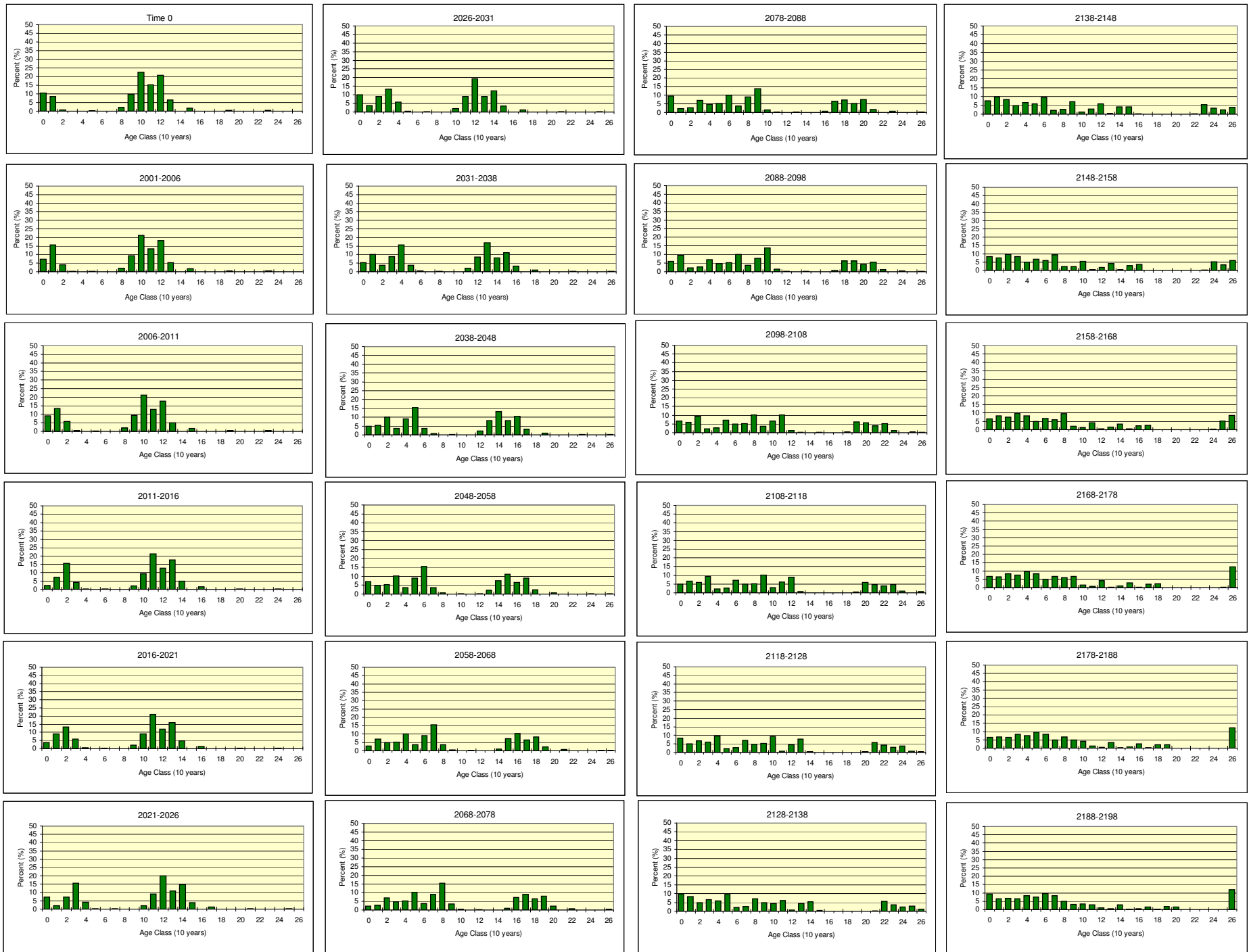
Period	Ten Year Age Classes																										Total	
	0	1	2	3	4	5	6	7	8	9	10	11	12	13	14	15	16	17	18	19	20	21	22	23	24	25		26
Time 0	0	0	0	0	0	1	1	1	41	32	5	6	8	0	0	3	0	0	1	0	0	0	0	0	0	0	0	100
2001-2006	0	0	0	0	0	1	1	1	41	32	5	6	8	0	0	3	0	0	1	0	0	0	0	0	0	0	0	100
2006-2011	5	0	0	0	0	1	1	1	41	30	5	3	8	0	0	3	0	0	1	0	0	0	0	0	0	0	0	100
2011-2016	11	0	0	0	0	0	1	1	1	35	30	5	3	8	0	0	3	0	0	1	0	0	0	0	0	0	0	100
2016-2021	8	5	0	0	0	0	1	1	1	35	30	5	3	7	0	0	3	0	0	1	0	0	0	0	0	0	0	100
2021-2026	4	11	0	0	0	0	0	1	1	1	35	29	5	3	6	0	0	3	0	0	1	0	0	0	0	0	0	100
2026-2031	4	8	5	0	0	0	0	1	1	1	35	29	4	3	6	0	0	3	0	0	1	0	0	0	0	0	0	100
2031-2038	6	4	8	5	0	0	0	0	1	1	1	32	28	4	2	5	0	0	3	0	0	1	0	0	0	0	0	100
2038-2048	4	6	4	8	5	0	0	0	0	1	1	1	32	26	3	2	5	0	0	3	0	0	1	0	0	0	0	100
2048-2058	4	4	6	4	8	5	0	0	0	0	1	1	1	32	23	3	1	4	0	0	3	0	0	1	0	0	0	100
2058-2068	18	4	4	6	4	8	5	0	0	0	0	1	1	1	20	18	3	1	4	0	0	3	0	0	1	0	0	100
2068-2078	5	18	4	4	6	4	8	5	0	0	0	0	1	1	0	18	17	2	1	3	0	0	3	0	0	1	0	100
2078-2088	4	5	18	4	4	6	4	8	5	0	0	0	0	0	1	0	17	15	2	1	3	0	0	2	0	0	1	100
2088-2098	11	4	5	18	4	4	6	4	8	0	0	0	0	0	1	0	13	14	2	1	2	0	0	2	0	1	100	
2098-2108	10	11	4	5	18	4	4	6	4	3	0	0	0	0	0	0	0	0	9	13	2	1	2	0	0	2	1	100
2108-2118	4	10	11	4	5	18	4	4	6	3	2	0	0	0	0	0	0	0	8	12	2	1	2	0	0	3	100	
2118-2128	9	4	10	11	4	5	18	4	4	3	2	0	0	0	0	0	0	0	6	12	2	1	2	0	0	3	100	
2128-2138	7	9	4	10	11	4	5	18	4	2	2	0	0	0	0	0	0	0	0	5	11	2	1	2	1	2	3	100
2138-2148	4	7	9	4	10	11	4	5	18	3	1	1	0	0	0	0	0	0	0	0	0	5	10	2	1	4	100	
2148-2158	8	4	7	9	4	10	11	4	5	15	1	0	0	0	0	0	0	0	0	0	0	5	10	2	5	100		
2158-2168	14	8	4	7	9	4	10	11	4	5	3	1	0	0	0	0	0	0	0	0	0	0	5	9	7	100		
2168-2178	5	14	8	4	7	9	4	10	11	3	2	2	0	0	0	0	0	0	0	0	0	0	0	0	5	16	100	
2178-2188	9	5	14	8	4	7	9	4	10	6	1	0	2	0	0	0	0	0	0	0	0	0	0	0	0	20	100	
2188-2198	13	9	5	14	8	4	7	9	4	3	3	1	0	0	0	0	0	0	0	0	0	0	0	0	0	20	100	
Age Range	0	1-10	11-20	21-30	31-40	41-50	51-60	61-70	71-80	81-90	91-100	101-110	111-120	121-130	131-140	141-150	151-160	161-170	171-180	181-190	191-200	201-210	211-220	221-230	231-240	241-250	251+	

Note: Values in tables are rounded



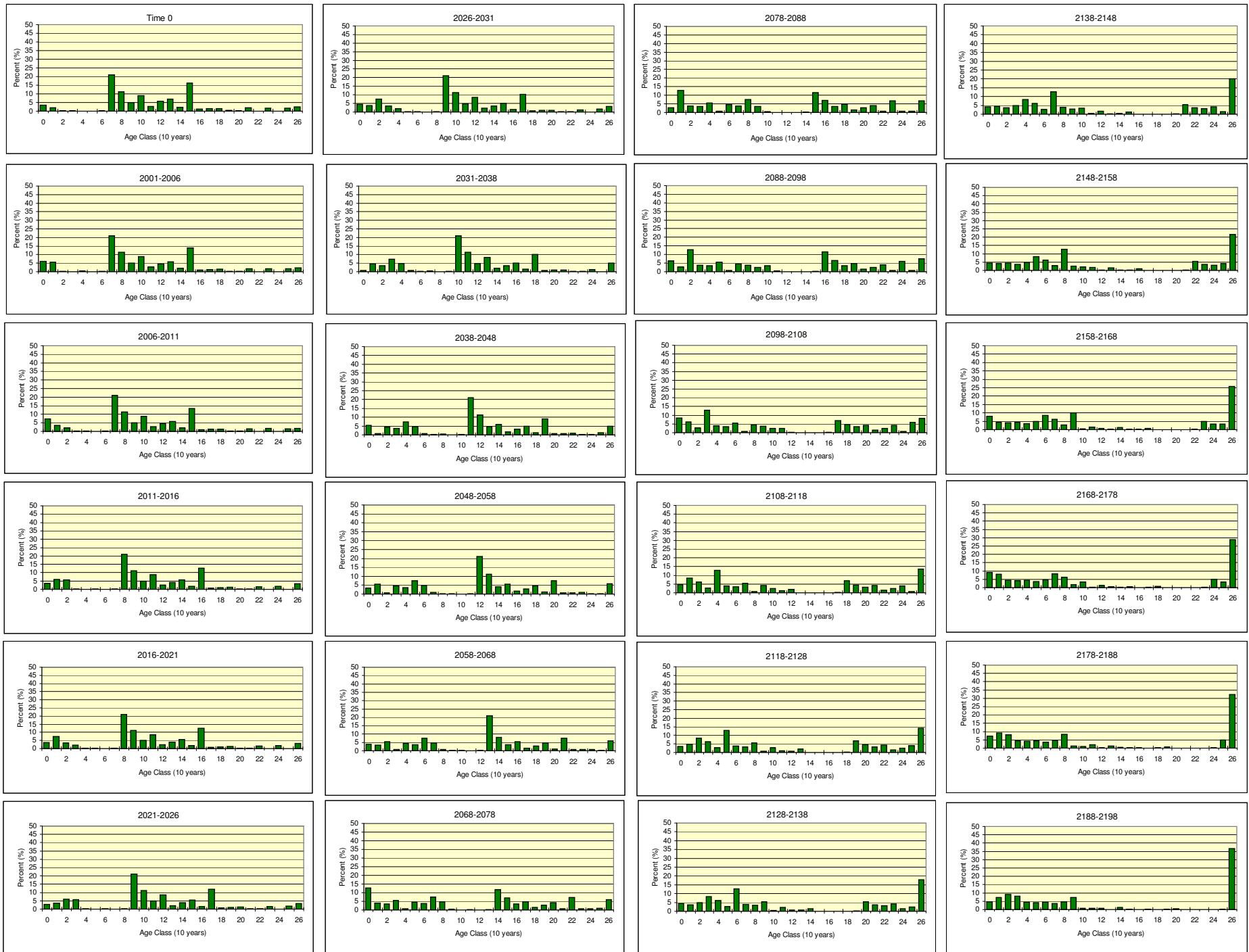
Period	Ten Year Age Classes																										Total		
	0	1	2	3	4	5	6	7	8	9	10	11	12	13	14	15	16	17	18	19	20	21	22	23	24	25		26	
Time 0	10	9	1	0	0	0	0	0	2	10	22	15	21	7	0	2	0	0	0	0	0	0	0	0	0	0	0	0	100
2001-2006	7	16	4	0	0	0	0	0	2	9	21	13	18	5	0	2	0	0	0	0	0	0	0	0	0	0	0	0	100
2006-2011	9	13	6	1	0	0	0	0	2	9	21	13	18	5	0	2	0	0	0	0	0	0	0	0	0	0	0	0	100
2011-2016	2	7	16	4	0	0	0	0	0	2	9	21	13	18	5	0	2	0	0	0	0	0	0	0	0	0	0	0	100
2016-2021	4	9	13	6	1	0	0	0	0	2	9	21	12	16	5	0	1	0	0	0	0	0	0	0	0	0	0	0	100
2021-2026	7	2	7	16	4	0	0	0	0	2	9	20	11	15	4	0	1	0	0	0	0	0	0	0	0	0	0	0	100
2026-2031	10	4	9	13	6	1	0	0	0	2	9	19	9	12	3	0	1	0	0	0	0	0	0	0	0	0	0	0	100
2031-2038	5	10	4	9	16	4	1	0	0	0	2	9	17	8	11	3	0	1	0	0	0	0	0	0	0	0	0	0	100
2038-2048	5	5	10	4	9	16	4	1	0	0	0	2	8	13	8	10	3	0	1	0	0	0	0	0	0	0	0	0	100
2048-2058	7	5	5	10	4	9	16	4	1	0	0	0	2	7	11	7	9	2	0	1	0	0	0	0	0	0	0	0	100
2058-2068	3	7	5	5	10	4	9	16	4	1	0	0	0	1	7	10	6	8	2	0	1	0	0	0	0	0	0	0	100
2068-2078	2	3	7	5	5	10	4	9	16	4	1	0	0	0	1	7	9	6	8	2	0	1	0	0	0	0	0	0	100
2078-2088	10	2	3	7	5	5	10	4	9	14	1	0	0	0	0	1	6	7	5	8	2	0	1	0	0	0	0	0	100
2088-2098	6	10	2	3	7	5	5	10	4	8	14	1	0	0	0	0	1	6	6	4	6	1	0	1	0	1	0	0	100
2098-2108	7	6	10	2	3	7	5	5	10	4	7	10	1	0	0	0	0	0	6	6	4	5	1	0	1	0	1	0	100
2108-2118	5	7	6	10	2	3	7	5	5	10	3	6	9	1	0	0	0	0	0	6	5	4	5	1	0	1	0	1	100
2118-2128	8	5	7	6	10	2	3	7	5	5	9	1	5	8	1	0	0	0	0	6	4	3	4	1	0	1	1	0	100
2128-2138	10	8	5	7	6	10	2	3	7	5	4	6	1	4	5	0	0	0	0	6	4	2	3	1	0	3	1	0	100
2138-2148	8	10	8	5	7	6	10	2	3	7	1	3	6	1	4	4	0	0	0	0	0	0	0	5	4	2	4	0	100
2148-2158	8	8	10	8	5	7	6	10	2	2	5	1	2	4	1	3	4	0	0	0	0	0	0	5	3	6	0	0	100
2158-2168	6	8	8	10	8	5	7	6	10	2	1	4	0	1	3	1	2	3	0	0	0	0	0	0	5	9	0	0	100
2168-2178	7	6	8	8	10	8	5	7	6	7	1	1	4	0	1	3	0	2	2	0	0	0	0	0	0	0	0	12	100
2178-2188	6	7	6	8	8	10	8	5	7	5	4	1	1	3	0	1	3	0	2	2	0	0	0	0	0	0	0	12	100
2188-2198	9	6	7	6	8	8	10	8	5	3	3	3	1	0	3	0	0	2	0	2	2	0	0	0	0	0	0	12	100
Age Range	0	1-10	11-20	21-30	31-40	41-50	51-60	61-70	71-80	81-90	91-100	101-110	111-120	121-130	131-140	141-150	151-160	161-170	171-180	181-190	191-200	201-210	211-220	221-230	231-240	241-250	251+		

Note: Values in tables are rounded



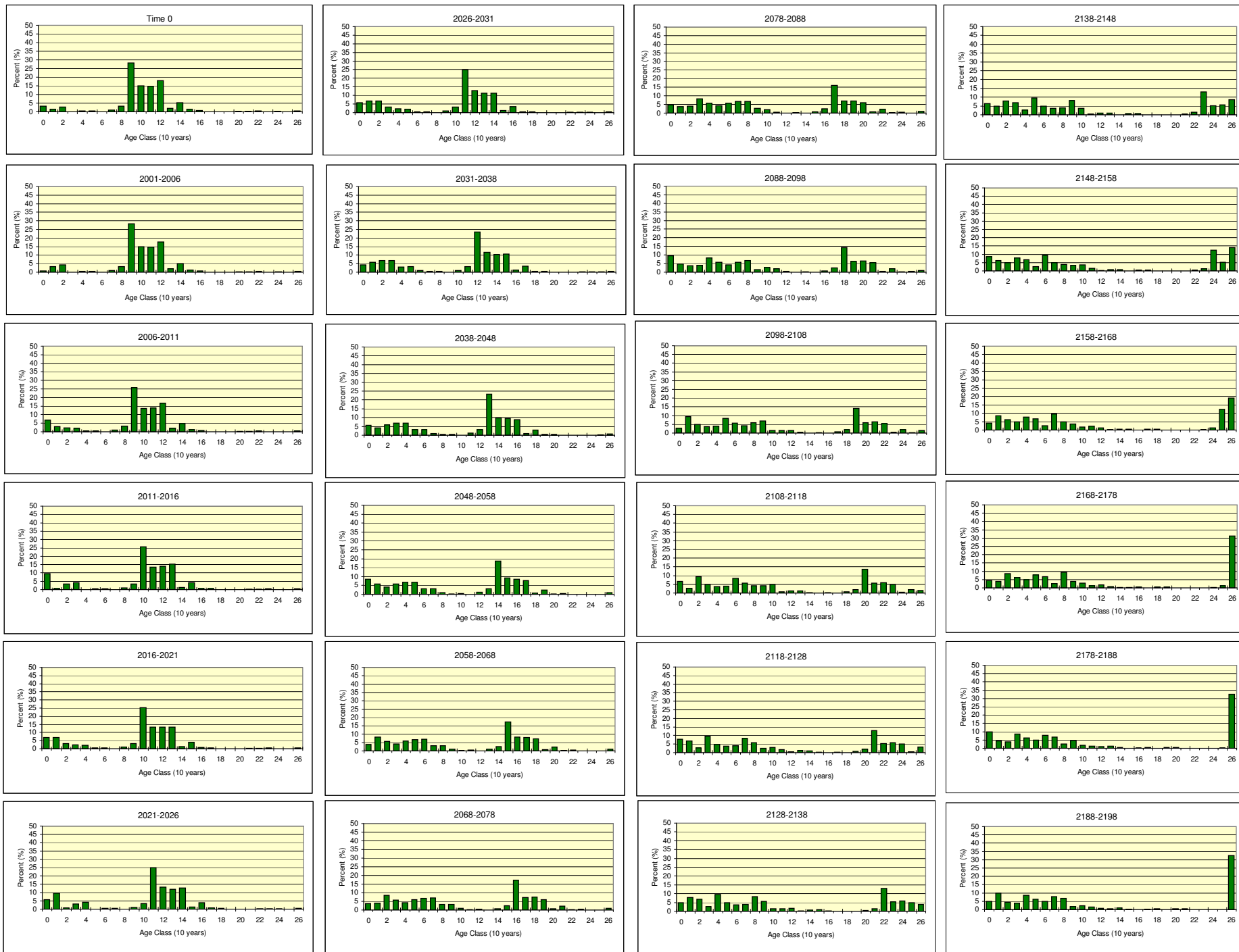
Period	Ten Year Age Classes																										Total	
	0	1	2	3	4	5	6	7	8	9	10	11	12	13	14	15	16	17	18	19	20	21	22	23	24	25		26
Time 0	4	2	0	0	0	0	0	21	11	5	9	3	6	7	2	16	1	1	2	0	0	2	0	2	0	2	2	100
2001-2006	6	6	0	0	0	0	0	21	11	5	9	3	5	6	2	14	1	1	2	0	0	2	0	2	0	2	2	100
2006-2011	7	4	2	0	0	0	0	21	11	5	9	3	5	6	2	13	1	1	1	0	0	2	0	2	0	2	2	100
2011-2016	4	6	6	0	0	0	0	0	21	11	5	9	3	4	6	2	13	1	1	1	0	0	2	0	2	0	3	100
2016-2021	4	7	4	2	0	0	0	0	21	11	5	8	2	4	6	2	13	1	1	1	0	0	2	0	2	0	3	100
2021-2026	3	4	6	6	0	0	0	0	21	11	5	8	2	4	6	2	12	1	1	1	0	0	2	0	2	0	3	100
2026-2031	5	4	7	4	2	0	0	0	21	11	5	8	2	3	5	2	10	1	1	1	0	0	1	0	2	3	100	
2031-2038	1	5	4	7	5	1	0	0	0	21	11	5	8	2	3	5	2	10	1	1	1	0	0	1	0	5	100	
2038-2048	5	1	5	4	7	5	1	0	0	0	21	11	5	6	2	3	5	1	9	1	1	1	0	0	1	5	100	
2048-2058	3	5	1	5	4	7	5	1	0	0	0	21	11	4	6	2	3	5	1	8	1	1	1	0	0	6	100	
2058-2068	4	3	5	1	5	4	7	5	1	0	0	0	21	8	4	6	2	3	5	1	8	1	1	1	0	6	100	
2068-2078	13	4	3	5	1	5	4	7	5	1	0	0	0	12	7	4	5	2	3	4	1	7	1	1	1	6	100	
2078-2088	3	13	4	3	5	1	5	4	7	4	0	0	0	0	11	7	4	5	2	3	4	1	7	1	1	7	100	
2088-2098	6	3	13	4	3	5	1	5	4	3	4	0	0	0	0	11	7	4	5	1	3	4	1	6	1	8	100	
2098-2108	8	6	3	13	4	3	5	1	5	4	2	3	0	0	0	0	7	5	4	4	1	3	4	1	6	8	100	
2108-2118	5	8	6	3	13	4	3	5	1	4	2	1	2	0	0	0	0	7	4	3	4	1	2	4	1	14	100	
2118-2128	4	5	8	6	3	13	4	3	5	1	3	1	2	0	0	0	0	7	4	3	4	1	2	4	1	14	100	
2128-2138	4	4	5	8	6	3	13	4	3	5	1	2	1	1	0	0	0	0	0	5	4	3	4	1	2	18	100	
2138-2148	4	4	4	5	8	6	3	13	4	3	4	0	2	0	0	1	0	0	0	0	5	4	3	4	1	20	100	
2148-2158	4	4	4	4	5	8	6	3	13	3	2	0	2	0	0	1	0	0	0	0	5	4	3	4	22	100		
2158-2168	8	4	4	4	4	5	8	6	3	10	1	1	1	0	1	0	0	1	0	0	0	0	5	3	3	26	100	
2168-2178	9	8	4	4	4	4	5	8	6	2	3	0	1	1	0	1	0	0	1	0	0	0	0	5	3	29	100	
2178-2188	7	9	8	4	4	4	4	5	8	1	1	2	0	1	0	0	0	0	1	0	0	0	0	0	5	32	100	
2188-2198	5	7	9	8	4	4	4	4	5	7	1	1	1	0	1	0	0	0	0	0	0	0	0	0	0	0	37	100
Age Range	0	1-10	11-20	21-30	31-40	41-50	51-60	61-70	71-80	81-90	91-100	101-110	111-120	121-130	131-140	141-150	151-160	161-170	171-180	181-190	191-200	201-210	211-220	221-230	231-240	241-250	251+	

Note: Values in tables are rounded



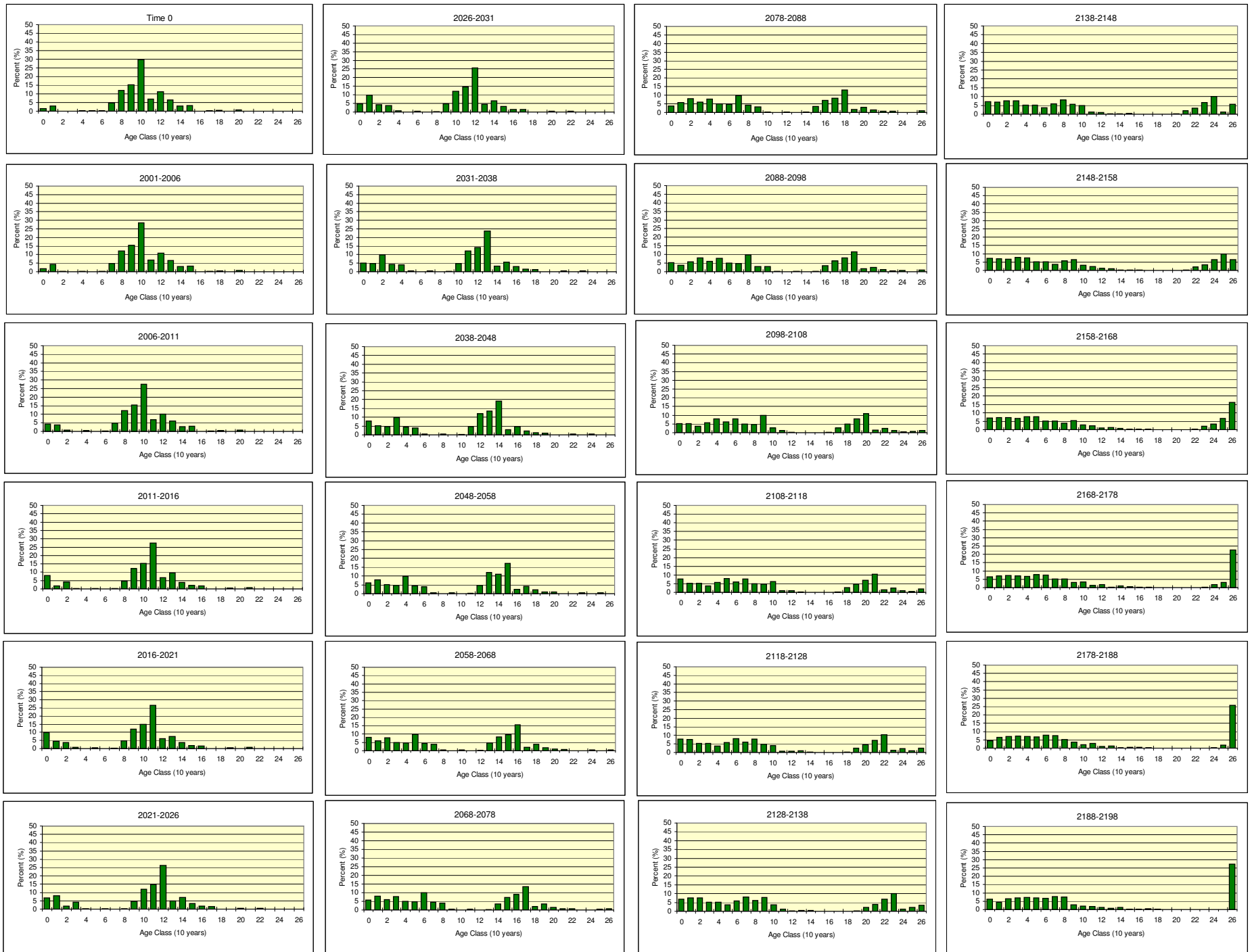
Period	Ten Year Age Classes																										Total	
	0	1	2	3	4	5	6	7	8	9	10	11	12	13	14	15	16	17	18	19	20	21	22	23	24	25		26
Time 0	3	2	3	0	0	1	0	1	3	28	15	15	18	2	5	1	1	0	0	0	0	0	0	0	0	0	0	100
2001-2006	1	3	4	0	0	1	0	1	3	28	15	15	18	2	5	1	1	0	0	0	0	0	0	0	0	0	0	100
2006-2011	7	3	2	2	0	1	0	1	3	26	14	14	17	2	5	1	1	0	0	0	0	0	0	0	0	0	0	100
2011-2016	10	1	3	4	0	0	1	0	1	3	26	14	14	15	1	4	1	1	0	0	0	0	0	0	0	0	0	100
2016-2021	7	7	3	2	2	0	1	0	1	3	25	13	13	13	1	4	1	1	0	0	0	0	0	0	0	0	0	100
2021-2026	6	10	1	3	4	0	0	1	0	1	3	25	13	12	13	1	4	1	1	0	0	0	0	0	0	0	1	100
2026-2031	6	7	7	3	2	2	0	1	0	1	3	25	13	11	11	1	4	1	1	0	0	0	0	0	0	0	1	100
2031-2038	4	6	7	7	3	3	1	0	1	0	1	3	24	12	10	11	1	4	1	1	0	0	0	0	0	0	1	100
2038-2048	6	4	6	7	7	3	3	1	0	1	0	1	3	23	10	10	9	1	3	0	1	0	0	0	0	0	1	100
2048-2058	8	6	4	6	7	7	3	3	1	0	1	0	1	3	19	9	8	8	1	2	0	0	0	0	0	0	1	100
2058-2068	4	8	6	4	6	7	7	3	3	1	0	1	0	1	3	17	8	8	7	1	2	0	0	0	0	0	1	100
2068-2078	4	4	8	6	4	6	7	7	3	3	1	0	1	0	1	3	17	7	7	6	1	2	0	0	0	0	1	100
2078-2088	5	4	4	8	6	4	6	7	7	3	2	0	0	0	1	3	16	7	7	6	1	2	0	0	0	0	1	100
2088-2098	9	5	4	4	8	6	4	6	7	1	3	2	0	0	0	1	3	14	6	7	5	1	2	0	0	0	1	100
2098-2108	3	9	5	4	4	8	6	4	6	7	1	2	2	0	0	0	1	2	14	6	6	5	1	2	0	0	1	100
2108-2118	7	3	9	5	4	4	8	6	4	4	5	1	1	1	0	0	0	1	2	14	6	6	5	1	2	2	100	
2118-2128	8	7	3	9	5	4	4	8	6	3	3	2	0	1	1	0	0	0	1	2	13	5	6	5	1	3	100	
2128-2138	5	8	7	3	9	5	4	4	8	6	1	1	2	0	1	1	0	0	0	0	1	13	5	6	5	4	100	
2138-2148	6	5	8	7	3	9	5	4	4	8	4	0	1	1	0	1	1	0	0	0	0	1	13	5	6	9	100	
2148-2158	8	6	5	8	7	3	9	5	4	3	4	2	0	1	1	0	1	1	0	0	0	0	1	13	5	14	100	
2158-2168	4	8	6	5	8	7	3	9	5	4	2	2	1	0	0	1	0	1	1	0	0	0	0	1	12	19	100	
2168-2178	4	4	8	6	5	8	7	3	9	4	3	1	2	1	0	0	0	0	0	0	0	0	0	0	0	1	31	100
2178-2188	10	4	4	8	6	5	8	7	3	5	2	1	1	1	1	0	0	0	0	0	0	0	0	0	0	0	33	100
2188-2198	5	10	4	4	8	6	5	8	7	2	2	2	1	0	1	0	0	0	0	0	0	0	0	0	0	0	33	100
Age Range	0	1-10	11-20	21-30	31-40	41-50	51-60	61-70	71-80	81-90	91-100	101-110	111-120	121-130	131-140	141-150	151-160	161-170	171-180	181-190	191-200	201-210	211-220	221-230	231-240	241-250	251+	

Note: Values in tables are rounded



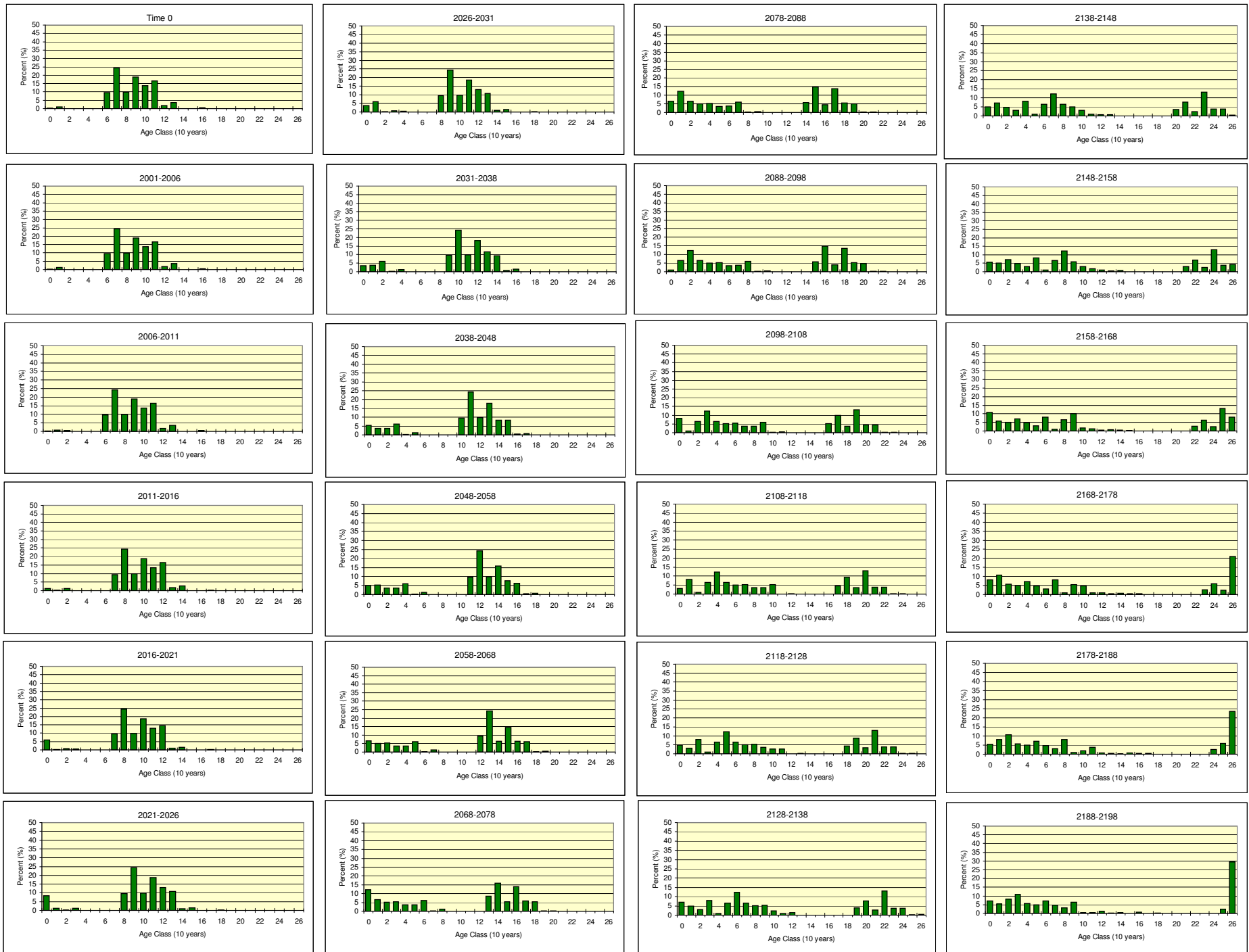
Period	Ten Year Age Classes																										Total	
	0	1	2	3	4	5	6	7	8	9	10	11	12	13	14	15	16	17	18	19	20	21	22	23	24	25		26
Time 0	1	3	0	0	0	0	0	5	12	15	30	7	11	7	3	3	0	0	1	0	1	0	0	0	0	0	0	100
2001-2006	2	4	0	0	0	0	0	5	12	15	29	7	11	7	3	3	0	0	1	0	1	0	0	0	0	0	0	100
2006-2011	4	4	1	0	0	0	0	5	12	15	28	7	10	6	3	3	0	0	0	0	1	0	0	0	0	0	0	100
2011-2016	8	2	4	0	0	0	0	0	5	12	15	27	7	10	4	2	2	0	0	0	0	1	0	0	0	0	0	100
2016-2021	10	4	4	1	0	0	0	0	5	12	15	27	6	8	4	2	2	0	0	0	0	1	0	0	0	0	0	100
2021-2026	7	8	2	4	0	0	0	0	5	12	15	26	5	7	3	2	2	0	0	0	0	1	0	0	0	0	0	100
2026-2031	5	10	4	4	1	0	0	0	5	12	15	26	5	7	3	2	2	0	0	0	0	1	0	0	0	0	0	100
2031-2038	5	5	10	4	4	1	0	0	0	0	5	12	14	24	3	6	3	1	1	0	0	0	0	1	0	0	0	100
2038-2048	8	5	5	10	4	4	1	0	0	0	5	12	14	19	3	5	2	1	1	0	0	0	0	1	0	0	0	100
2048-2058	6	8	5	5	10	4	4	1	0	0	0	5	12	11	17	2	4	2	1	1	0	0	0	0	0	1	0	100
2058-2068	8	6	8	5	5	10	4	4	1	0	0	0	5	8	10	16	2	4	2	1	1	0	0	0	0	0	1	100
2068-2078	6	8	6	8	5	5	10	4	4	1	0	0	0	3	7	9	14	2	3	2	1	1	0	0	0	0	1	100
2078-2088	4	6	8	6	8	5	5	10	4	3	0	0	0	0	3	7	8	13	2	3	2	1	1	0	0	0	1	100
2088-2098	5	4	6	8	6	8	5	5	10	3	3	0	0	0	0	3	6	8	11	2	2	1	1	1	0	0	1	100
2098-2108	5	5	4	6	8	6	8	5	5	10	3	1	0	0	0	0	3	5	8	11	2	2	1	1	1	1	1	100
2108-2118	8	5	5	4	6	8	6	8	5	5	6	1	1	0	0	0	0	3	5	7	10	1	2	1	1	1	2	100
2118-2128	8	8	5	5	4	6	8	6	8	5	4	1	1	1	0	0	0	0	3	4	7	10	1	2	1	1	2	100
2128-2138	7	8	8	5	5	4	6	8	6	8	4	1	0	1	0	0	0	0	0	2	4	7	10	1	2	3	3	100
2138-2148	7	7	8	8	5	5	4	6	8	6	5	1	1	0	0	0	0	0	0	0	2	4	7	10	1	6	6	100
2148-2158	7	7	7	8	8	5	5	4	6	6	3	2	1	1	0	0	0	0	0	0	2	3	7	10	6	6	6	100
2158-2168	7	7	7	7	8	8	5	5	4	5	3	2	1	1	1	0	0	0	0	0	0	0	2	3	7	16	100	
2168-2178	7	7	7	7	7	8	8	5	5	3	3	1	2	0	1	0	0	0	0	0	0	0	0	2	3	23	100	
2178-2188	5	7	7	7	7	7	8	8	5	4	2	3	1	1	0	1	0	0	0	0	0	0	0	0	2	26	100	
2188-2198	6	5	7	7	7	7	7	8	8	3	2	2	1	1	1	0	0	0	0	0	0	0	0	0	0	0	27	100
Age Range	0	1-10	11-20	21-30	31-40	41-50	51-60	61-70	71-80	81-90	91-100	101-110	111-120	121-130	131-140	141-150	151-160	161-170	171-180	181-190	191-200	201-210	211-220	221-230	231-240	241-250	251+	

Note: Values in tables are rounded



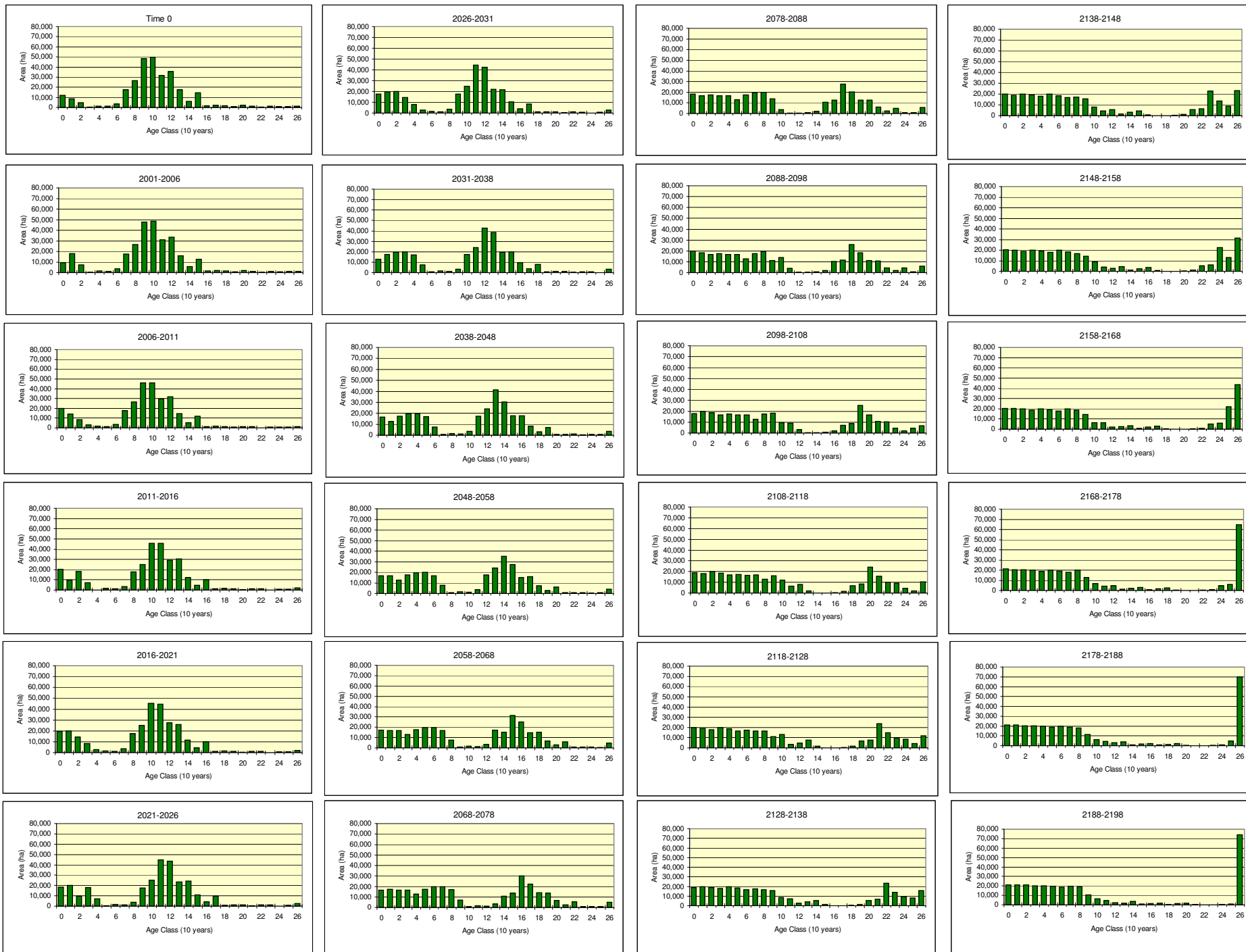
Period	Ten Year Age Classes																										Total	
	0	1	2	3	4	5	6	7	8	9	10	11	12	13	14	15	16	17	18	19	20	21	22	23	24	25		26
Time 0	0	1	0	0	0	0	10	24	10	19	14	16	2	3	0	0	1	0	0	0	0	0	0	0	0	0	0	100
2001-2006	0	1	0	0	0	0	10	24	10	19	14	16	2	3	0	0	1	0	0	0	0	0	0	0	0	0	100	
2006-2011	0	1	0	0	0	0	10	24	10	19	14	16	2	3	0	0	1	0	0	0	0	0	0	0	0	0	100	
2011-2016	1	0	1	0	0	0	0	10	24	10	19	14	16	2	3	0	0	0	0	0	0	0	0	0	0	0	100	
2016-2021	6	0	1	0	0	0	0	10	24	10	19	13	15	1	1	0	0	0	0	0	0	0	0	0	0	0	100	
2021-2026	8	1	0	1	0	0	0	0	10	24	10	19	13	11	1	1	0	0	0	0	0	0	0	0	0	0	100	
2026-2031	4	6	0	1	0	0	0	0	10	24	10	19	13	11	1	1	0	0	0	0	0	0	0	0	0	0	100	
2031-2038	4	4	6	0	1	0	0	0	0	10	24	10	18	12	9	1	1	0	0	0	0	0	0	0	0	0	100	
2038-2048	5	4	4	6	0	1	0	0	0	0	10	24	10	18	8	8	1	1	0	0	0	0	0	0	0	0	100	
2048-2058	5	5	4	4	6	0	1	0	0	0	0	10	24	10	16	8	6	0	1	0	0	0	0	0	0	0	100	
2058-2068	7	5	5	4	4	6	0	1	0	0	0	0	10	24	6	15	6	6	0	1	0	0	0	0	0	0	100	
2068-2078	12	7	5	5	4	4	6	0	1	0	0	0	0	9	16	5	14	6	5	0	0	0	0	0	0	0	100	
2078-2088	7	12	7	5	5	4	4	6	0	1	0	0	0	0	6	15	4	14	6	5	0	0	0	0	0	0	100	
2088-2098	1	7	12	7	5	5	4	4	6	0	1	0	0	0	6	15	4	14	5	5	0	0	0	0	0	0	100	
2098-2108	8	1	7	12	7	5	5	4	4	6	0	0	0	0	0	5	10	4	13	4	4	0	0	0	0	0	100	
2108-2118	3	8	1	7	12	7	5	5	4	4	5	0	0	0	0	0	5	9	4	13	4	4	0	0	0	0	100	
2118-2128	5	3	8	1	7	12	7	5	5	4	3	3	0	0	0	0	0	4	9	3	13	4	4	0	0	0	100	
2128-2138	7	5	3	8	1	7	12	7	5	5	2	1	1	0	0	0	0	0	4	8	3	13	4	4	0	0	100	
2138-2148	5	7	5	3	8	1	7	12	7	5	3	1	1	1	0	0	0	0	0	4	8	2	13	4	4	1	100	
2148-2158	6	5	7	5	3	8	1	7	12	6	3	2	1	0	1	0	0	0	0	0	3	7	2	13	4	4	100	
2158-2168	11	6	5	7	5	3	8	1	7	10	2	1	0	1	0	0	0	0	0	0	0	3	6	2	13	8	100	
2168-2178	8	11	6	5	7	5	3	8	1	5	5	1	1	0	1	0	0	0	0	0	0	0	3	6	2	21	100	
2178-2188	5	8	11	6	5	7	5	3	8	1	2	4	1	0	0	1	0	0	0	0	0	0	0	3	6	24	100	
2188-2198	7	5	8	11	6	5	7	5	3	6	1	1	1	0	0	0	1	0	0	0	0	0	0	0	2	30	100	
Age Range	0	1-10	11-20	21-30	31-40	41-50	51-60	61-70	71-80	81-90	91-100	101-110	111-120	121-130	131-140	141-150	151-160	161-170	171-180	181-190	191-200	201-210	211-220	221-230	231-240	241-250	251+	

Note: Values in tables are rounded



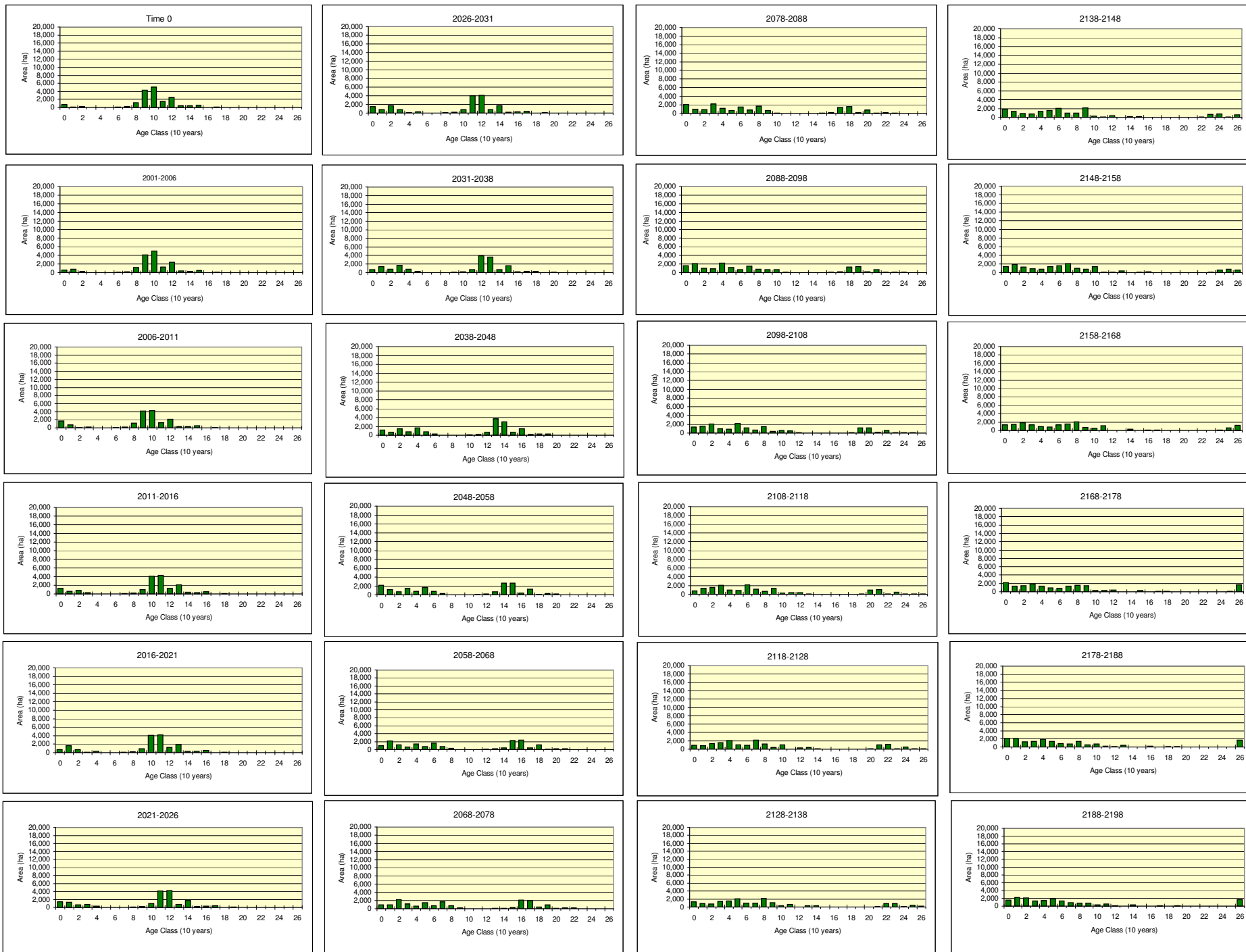
Period	Ten Year Age Classes																										Total	
	0	1	2	3	4	5	6	7	8	9	10	11	12	13	14	15	16	17	18	19	20	21	22	23	24	25		26
Time 0	11,933	8,761	4,674	242	1,434	1,312	3,549	17,672	26,574	48,192	49,459	31,807	35,708	17,394	6,040	14,570	1,637	2,068	1,630	890	2,121	1,430	227	1,149	760	1,049	1,492	293,776
2001-2006	9,529	18,033	7,260	209	1,540	1,295	3,567	17,672	26,574	47,785	48,386	30,840	33,308	15,751	5,760	12,593	1,480	1,987	1,612	823	1,891	1,306	226	1,119	760	1,049	1,422	293,776
2006-2011	19,857	14,272	8,187	2,962	1,584	1,332	3,567	17,672	26,574	46,038	45,954	29,812	31,611	14,655	5,458	11,901	1,480	1,986	1,398	696	1,504	1,187	199	1,024	723	977	1,167	293,776
2011-2016	20,282	9,528	18,033	7,260	209	1,540	1,295	3,567	17,672	25,131	45,816	45,643	29,257	30,376	12,177	4,613	10,288	1,157	1,547	1,338	592	1,316	1,125	194	988	723	2,110	293,776
2016-2021	19,617	19,855	14,272	8,187	2,962	1,584	1,332	3,567	17,672	25,075	45,190	44,528	27,357	25,915	11,449	4,420	10,033	1,085	1,438	1,280	584	1,312	1,097	194	980	691	2,101	293,776
2021-2026	18,540	20,280	9,528	18,033	7,260	209	1,540	1,295	3,567	17,468	25,034	44,769	43,663	23,494	24,383	10,838	4,205	9,488	1,037	1,330	1,235	514	1,261	1,053	140	901	2,713	293,776
2026-2031	17,522	19,615	19,855	14,272	8,187	2,962	1,584	1,332	3,567	17,430	24,687	44,455	42,331	22,104	21,746	10,296	3,984	8,306	1,037	1,132	1,154	512	1,091	934	140	884	2,658	293,776
2031-2038	12,809	17,520	19,615	19,855	16,848	7,597	975	1,596	1,320	3,507	17,422	24,146	42,821	38,545	19,323	19,925	9,422	3,846	7,786	1,002	1,089	1,045	412	874	821	140	3,512	293,776
2038-2048	16,687	12,807	17,520	19,615	19,855	16,848	7,597	975	1,596	1,193	3,483	17,375	24,017	41,403	30,188	17,889	17,711	8,370	3,273	7,019	830	971	1,020	409	816	776	3,531	293,776
2048-2058	16,610	16,686	12,807	17,520	19,615	19,855	16,848	7,597	975	1,493	1,187	3,482	17,354	23,951	35,124	27,366	15,288	15,793	7,484	2,912	6,062	766	865	981	400	728	4,027	293,776
2058-2068	17,316	16,608	16,686	12,807	17,520	19,615	19,855	16,848	7,597	947	1,493	1,187	3,482	17,352	15,282	31,416	25,135	14,677	15,091	6,827	2,723	5,805	766	843	962	361	4,574	293,776
2068-2078	16,695	17,314	16,608	16,686	12,807	17,520	19,615	19,855	16,846	7,090	922	1,478	1,187	3,172	10,781	13,623	30,248	22,186	13,955	13,418	6,395	2,562	5,486	673	839	962	4,850	293,776
2078-2088	18,448	16,693	17,314	16,608	16,686	12,807	17,520	19,615	19,855	14,000	3,837	365	423	740	2,173	10,374	12,756	27,806	20,481	12,569	12,489	6,006	2,326	4,962	649	736	5,536	293,776
2088-2098	19,943	18,446	16,693	17,314	16,608	16,686	12,807	17,520	19,615	11,170	13,932	3,826	365	423	739	2,164	10,355	11,409	26,012	18,246	11,198	10,741	4,470	2,114	4,359	625	5,993	293,776
2098-2108	17,973	19,941	18,446	16,693	17,314	16,608	16,686	12,807	17,520	18,171	9,410	9,259	3,052	301	346	683	1,806	7,168	8,812	25,306	16,795	10,882	10,375	4,412	2,102	4,302	6,605	293,776
2108-2118	19,048	17,971	19,941	18,446	16,693	17,314	16,608	16,686	12,807	16,261	12,115	6,385	7,893	1,987	187	183	517	1,623	6,991	8,391	24,281	15,496	10,051	9,322	4,273	1,947	10,357	293,776
2118-2128	19,850	19,046	17,971	19,941	18,446	16,693	17,314	16,608	16,686	11,007	13,262	3,395	4,765	7,449	1,759	151	177	448	1,520	6,729	7,767	23,731	14,730	9,601	8,655	4,067	12,007	293,776
2128-2138	18,787	19,848	19,046	17,971	19,941	18,446	16,693	17,314	16,608	15,941	8,408	7,016	2,629	4,016	5,180	1,390	133	97	308	1,357	5,597	6,653	23,296	14,017	9,229	8,062	15,792	293,776
2138-2148	19,864	18,785	19,848	19,046	17,971	19,941	18,446	16,693	17,314	15,799	8,117	4,201	5,468	1,507	3,327	4,303	770	41	91	304	1,267	5,584	6,440	22,770	13,593	8,959	23,328	293,776
2148-2158	20,250	19,862	18,785	19,848	19,046	17,971	19,941	18,446	16,693	14,087	9,122	3,892	2,952	4,492	1,325	2,482	3,750	669	41	91	304	1,138	5,350	6,253	22,404	13,113	31,466	293,776
2158-2168	20,279	20,249	19,862	18,785	19,848	19,046	17,971	19,941	18,446	14,204	6,139	6,501	2,124	2,477	3,412	1,000	1,977	2,833	521	41	91	304	1,047	4,880	6,091	22,073	43,634	293,776
2168-2178	21,201	20,278	20,249	19,862	18,785	19,848	19,046	17,971	19,941	12,823	6,722	4,134	4,884	1,113	2,221	2,784	736	1,681	2,391	384	41	91	304	1,047	4,786	5,968	64,487	293,776
2178-2188	21,146	21,199	20,278	20,249	19,862	18,785	19,848	19,046	17,971	11,537	6,279	4,559	3,026	4,035	1,000	1,631	2,348	719	1,398	2,177	335	41	91	304	1,047	4,786	70,081	293,776
2188-2198	21,008	21,144	21,199	20,278	20,249	19,862	18,785	19,848	19,046	10,394	6,595	4,589	2,347	1,781	3,514	774	1,209	1,701	617	1,180	1,776	307	41	91	304	976	74,162	293,776
Age Range	0	1-10	11-20	21-30	31-40	41-50	51-60	61-70	71-80	81-90	91-100	101-110	111-120	121-130	131-140	141-150	151-160	161-170	171-180	181-190	191-200	201-210	211-220	221-230	231-240	241-250	251+	

Note: values in tables are rounded



Period	Ten Year Age Classes																										Total	
	0	1	2	3	4	5	6	7	8	9	10	11	12	13	14	15	16	17	18	19	20	21	22	23	24	25		26
Time 0	716	106	263	0	0	21	121	213	1,215	4,325	5,064	1,458	2,456	432	397	556	0	140	23	0	0	0	0	5	0	0	0	17,512
2001-2006	647	779	306	0	0	21	121	213	1,215	4,154	5,046	1,297	2,375	358	341	491	0	119	23	0	0	0	0	5	0	0	0	17,512
2006-2011	1,676	758	64	263	0	21	121	213	1,215	4,154	4,322	1,297	2,102	358	308	491	0	119	23	0	0	0	0	5	0	0	0	17,512
2011-2016	1,333	646	779	306	0	0	21	121	213	994	4,120	4,319	1,294	2,099	358	307	483	0	94	22	0	0	0	0	5	0	0	17,512
2016-2021	762	1,676	758	64	263	0	21	121	213	954	4,104	4,191	1,219	1,939	327	306	480	0	88	22	0	0	0	0	5	0	0	17,512
2021-2026	1,370	1,332	646	779	306	0	0	21	121	207	920	4,061	4,191	782	1,761	215	306	379	0	88	22	0	0	0	0	5	0	17,512
2026-2031	1,459	762	1,676	758	64	263	0	21	121	207	767	3,957	4,058	777	1,688	196	302	352	0	57	22	0	0	0	0	5	0	17,512
2031-2038	672	1,458	762	1,676	779	306	0	0	21	95	207	734	3,913	3,623	721	1,643	189	302	327	0	56	22	0	0	0	0	5	17,512
2038-2048	1,216	672	1,458	762	1,676	779	306	0	0	4	72	197	697	3,672	2,980	704	1,452	177	302	320	0	40	22	0	0	0	0	17,512
2048-2058	2,187	1,216	672	1,458	762	1,676	779	306	0	0	4	72	197	672	2,628	2,661	415	1,228	95	259	165	0	32	22	0	0	5	17,512
2058-2068	932	2,187	1,216	672	1,458	762	1,676	779	306	0	0	4	72	197	386	2,336	2,372	415	1,182	95	241	165	0	32	22	0	5	17,512
2068-2078	986	932	2,187	1,216	672	1,458	762	1,676	779	240	0	0	4	71	132	331	2,146	1,985	394	987	95	235	165	0	31	22	5	17,512
2078-2088	2,082	986	932	2,187	1,216	672	1,458	762	1,676	705	146	0	0	0	41	122	222	1,375	1,606	163	812	62	198	62	0	25	1	17,512
2088-2098	1,573	2,082	986	932	2,187	1,216	672	1,458	762	708	705	146	0	0	0	33	122	160	1,258	1,416	161	656	62	129	62	0	27	17,512
2098-2108	1,369	1,573	2,082	986	932	2,187	1,216	672	1,458	373	557	456	109	0	0	0	33	44	108	1,145	1,168	161	605	62	129	62	27	17,512
2108-2118	797	1,369	1,573	2,082	986	932	2,187	1,216	672	1,367	286	403	414	68	0	0	0	33	21	92	1,027	1,105	136	536	62	82	69	17,512
2118-2128	902	796	1,369	1,573	2,082	986	932	2,187	1,216	438	1,084	47	332	414	68	0	0	0	8	21	92	1,023	1,093	136	520	62	132	17,512
2128-2138	1,344	902	796	1,369	1,573	2,082	986	932	2,187	1,058	339	684	17	284	287	39	0	0	0	8	21	60	910	896	136	407	194	17,512
2138-2148	1,882	1,344	902	796	1,369	1,573	2,082	986	932	2,143	303	104	420	17	218	164	0	0	0	0	8	21	60	682	807	134	565	17,512
2148-2158	1,435	1,882	1,344	902	796	1,369	1,573	2,082	986	782	1,401	115	76	420	0	106	159	0	0	0	0	8	21	60	633	759	603	17,512
2158-2168	1,325	1,434	1,882	1,344	902	796	1,369	1,573	2,082	706	520	1,129	46	0	276	0	99	149	0	0	0	0	8	21	60	586	1,206	17,512
2168-2178	2,149	1,324	1,434	1,882	1,344	902	796	1,369	1,573	1,456	336	332	390	46	0	276	0	99	83	0	0	0	0	8	21	60	1,631	17,512
2178-2188	2,173	2,149	1,324	1,434	1,882	1,344	902	796	1,369	539	721	215	141	390	46	0	206	0	77	83	0	0	0	0	8	21	1,691	17,512
2188-2198	1,505	2,172	2,149	1,324	1,434	1,882	1,344	902	796	793	319	516	100	0	306	46	0	99	0	77	27	0	0	0	0	8	1,712	17,512
Age Range	0	1-10	11-20	21-30	31-40	41-50	51-60	61-70	71-80	81-90	91-100	101-110	111-120	121-130	131-140	141-150	151-160	161-170	171-180	181-190	191-200	201-210	211-220	221-230	231-240	241-250	251+	

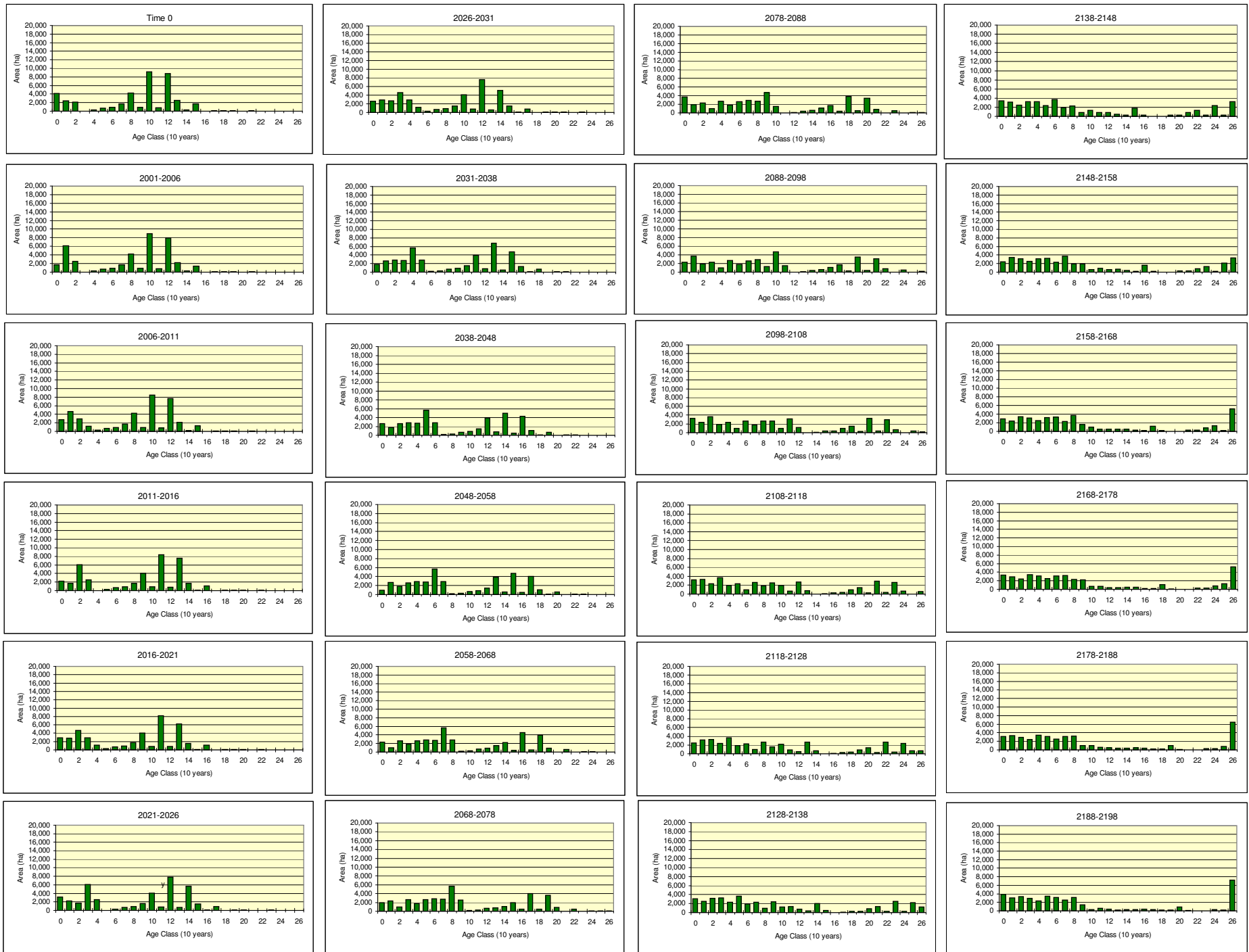
Note: values in tables are rounded



Period	Ten Year Age Classes																										Total	
	0	1	2	3	4	5	6	7	8	9	10	11	12	13	14	15	16	17	18	19	20	21	22	23	24	25		26
Time 0	4,177	2,414	2,094	18	290	726	912	1,713	4,260	910	9,188	824	8,746	2,507	346	1,713	39	141	102	115	0	113	1	0	0	0	0	41,350
2001-2006	1,679	6,101	2,555	47	290	726	912	1,713	4,260	910	8,971	824	7,929	2,231	280	1,415	39	139	102	115	0	113	0	0	0	0	0	41,350
2006-2011	2,750	4,630	2,909	1,164	290	726	912	1,713	4,260	909	8,507	820	7,687	2,126	154	1,349	39	139	79	84	0	102	0	0	0	0	0	41,350
2011-2016	2,204	1,679	6,101	2,555	47	290	726	912	1,713	4,081	883	8,387	807	7,533	1,726	148	1,148	35	139	70	77	0	89	0	0	0	0	41,350
2016-2021	2,852	2,750	4,630	2,909	1,164	290	726	912	1,713	4,072	873	8,143	797	6,259	1,602	148	1,122	35	139	70	77	0	69	0	0	0	0	41,350
2021-2026	3,188	2,204	1,679	6,101	2,555	47	290	726	912	1,582	4,071	852	7,795	674	5,729	1,524	148	941	35	109	69	50	0	69	0	0	0	41,350
2026-2031	2,612	2,852	2,750	4,630	2,909	1,164	290	726	912	1,544	4,058	843	7,553	615	5,142	1,472	118	832	35	109	69	50	0	66	0	0	0	41,350
2031-2038	1,804	2,612	2,852	2,750	5,682	2,855	166	290	726	890	1,544	3,974	790	6,782	533	4,739	1,299	75	714	35	109	61	26	0	43	0	0	41,350
2038-2048	2,651	1,804	2,612	2,852	2,750	5,682	2,855	166	290	703	889	1,507	3,890	783	5,007	527	4,293	1,071	69	675	35	109	61	26	0	43	0	41,350
2048-2058	968	2,651	1,804	2,612	2,852	2,750	5,682	2,855	166	286	703	889	1,487	3,888	578	4,694	464	4,040	1,039	88	609	35	101	61	26	0	41	41,350
2058-2068	2,316	968	2,651	1,804	2,612	2,852	2,750	5,682	2,855	166	286	703	889	1,486	2,191	442	4,527	464	3,909	915	41	577	35	101	61	26	41	41,350
2068-2078	1,917	2,316	968	2,651	1,804	2,612	2,852	2,750	5,682	2,588	166	286	703	779	1,118	1,939	442	4,064	464	3,606	852	41	488	35	101	61	67	41,350
2078-2088	3,690	1,917	2,316	968	2,651	1,804	2,612	2,852	2,750	4,718	1,454	43	84	449	559	1,087	1,739	370	3,793	464	3,428	822	41	476	35	101	128	41,350
2088-2098	2,348	3,690	1,917	2,316	968	2,651	1,804	2,612	2,852	1,301	4,713	1,452	43	84	449	559	1,069	1,737	301	3,527	398	3,065	752	41	463	33	207	41,350
2098-2108	3,270	2,348	3,690	1,917	2,316	968	2,651	1,804	2,612	2,650	942	3,184	1,143	26	75	426	400	988	1,504	295	3,297	393	2,999	738	41	442	232	41,350
2108-2118	3,181	3,270	2,348	3,690	1,917	2,316	968	2,651	1,804	2,482	1,928	689	2,709	746	11	51	296	368	972	1,453	295	2,876	376	2,587	705	41	620	41,350
2118-2128	2,490	3,181	3,270	2,348	3,690	1,917	2,316	968	2,651	1,628	2,169	894	538	2,629	674	11	51	284	368	906	1,372	259	2,698	361	2,361	657	659	41,350
2128-2138	3,114	2,490	3,181	3,270	2,348	3,690	1,917	2,316	968	2,432	1,274	1,346	775	397	2,021	489	11	51	258	292	856	1,312	258	2,520	286	2,187	1,291	41,350
2138-2148	3,421	3,114	2,490	3,181	3,270	2,348	3,690	1,917	2,316	862	1,289	861	864	436	283	1,811	272	11	44	258	292	856	1,311	254	2,380	268	3,248	41,350
2148-2158	2,384	3,421	3,114	2,490	3,181	3,270	2,348	3,690	1,917	1,946	572	884	642	722	374	231	1,584	252	11	44	258	292	777	1,304	226	2,131	3,283	41,350
2158-2168	2,944	2,384	3,421	3,114	2,490	3,181	3,270	2,348	3,690	1,612	955	479	487	518	523	286	198	1,177	190	11	44	258	253	777	1,297	219	5,223	41,350
2168-2178	3,302	2,944	2,384	3,421	3,114	2,490	3,181	3,270	2,348	2,210	665	702	417	356	517	473	220	169	1,121	118	11	44	258	253	777	1,297	5,288	41,350
2178-2188	3,086	3,302	2,944	2,384	3,421	3,114	2,490	3,181	3,270	990	1,025	611	544	417	356	490	411	220	169	977	118	11	44	258	253	777	6,486	41,350
2188-2198	3,879	3,086	3,302	2,944	2,384	3,421	3,114	2,490	3,181	1,461	355	658	397	240	282	335	415	327	153	167	879	118	11	44	258	253	7,195	41,350

Age Range	0	1-10	11-20	21-30	31-40	41-50	51-60	61-70	71-80	81-90	91-100	101-110	111-120	121-130	131-140	141-150	151-160	161-170	171-180	181-190	191-200	201-210	211-220	221-230	231-240	241-250	251+
-----------	---	------	-------	-------	-------	-------	-------	-------	-------	-------	--------	---------	---------	---------	---------	---------	---------	---------	---------	---------	---------	---------	---------	---------	---------	---------	------

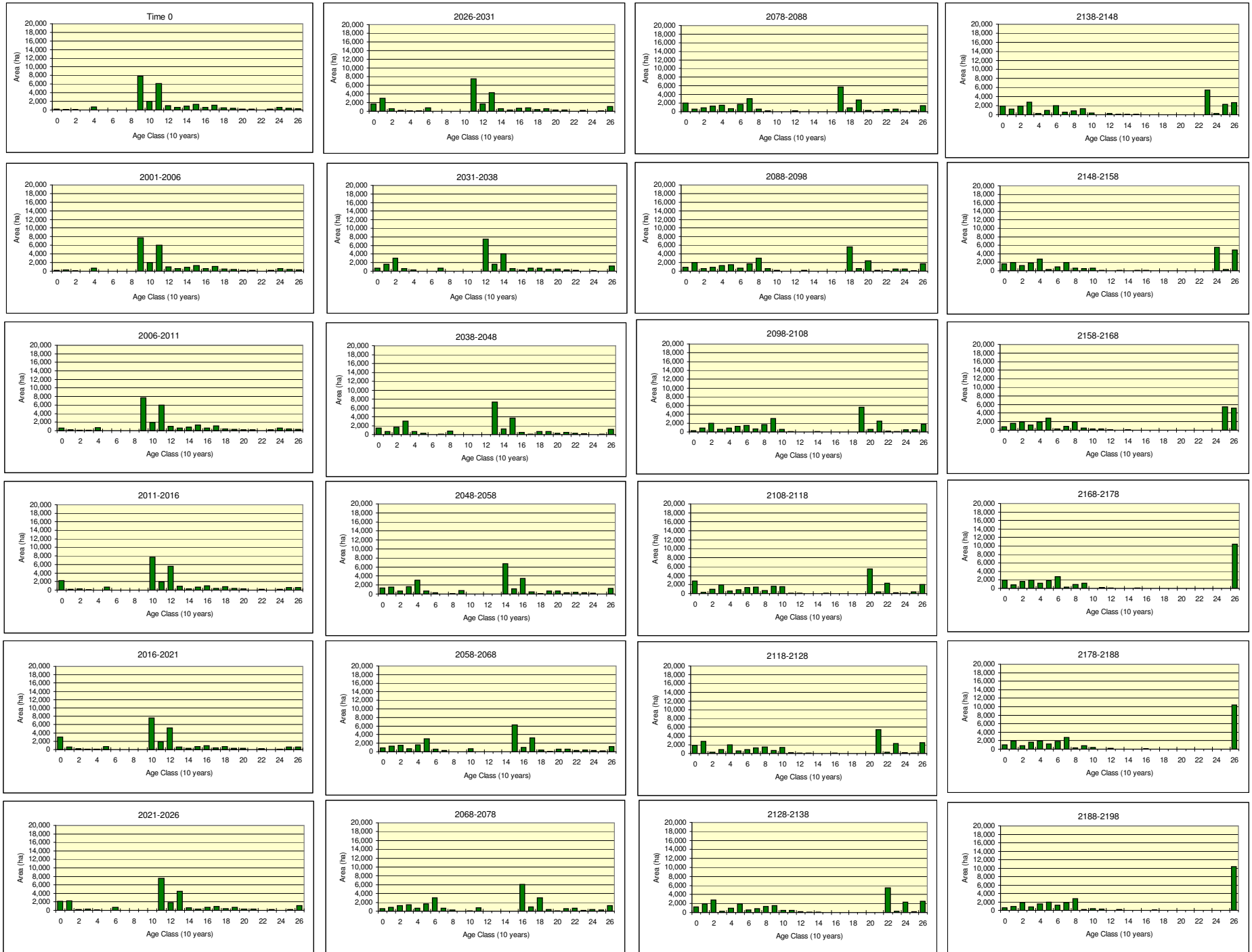
Note: values in tables are rounded



Period	Ten Year Age Classes																										Total	
	0	1	2	3	4	5	6	7	8	9	10	11	12	13	14	15	16	17	18	19	20	21	22	23	24	25		26
Time 0	177	105	56	0	751	0	0	8	6	7,818	1,963	6,083	988	637	860	1,298	633	1,146	479	388	204	202	0	231	625	424	333	25,415
2001-2006	228	282	56	0	751	0	0	8	6	7,692	1,963	5,981	988	637	860	1,298	633	1,146	479	388	204	202	0	231	625	424	333	25,415
2006-2011	643	177	105	56	751	0	0	8	6	7,684	1,963	5,953	988	636	847	1,279	633	1,145	401	306	185	199	0	170	625	386	268	25,415
2011-2016	2,236	228	282	56	0	751	0	0	8	6	7,680	1,953	5,631	947	342	747	982	445	816	366	262	43	199	0	163	625	647	25,415
2016-2021	3,037	643	177	105	56	751	0	0	8	6	7,580	1,909	5,221	579	318	692	946	428	714	361	262	38	195	0	155	592	644	25,415
2021-2026	2,151	2,236	228	282	56	0	751	0	0	8	6	7,548	1,883	4,514	573	303	692	911	428	702	334	262	38	195	0	155	1,157	25,415
2026-2031	1,664	3,037	643	177	105	56	751	0	0	8	6	7,543	1,720	4,309	567	303	691	765	428	566	324	262	38	195	0	139	1,119	25,415
2031-2038	663	1,664	3,037	643	282	7	49	751	0	0	8	6	7,479	1,631	4,073	564	269	691	757	406	533	314	191	38	113	0	1,246	25,415
2038-2048	1,494	663	1,664	3,037	643	282	7	49	751	0	0	8	6	7,298	1,276	3,729	485	118	637	677	260	487	312	191	34	113	1,195	25,415
2048-2058	1,323	1,494	663	1,664	3,037	643	282	7	49	751	0	0	8	6	6,684	1,166	3,418	441	110	632	656	260	411	276	190	34	1,211	25,415
2058-2068	902	1,323	1,494	663	1,664	3,037	643	282	7	49	751	0	0	8	0	6,245	1,058	3,244	435	110	585	651	260	390	276	152	1,188	25,415
2068-2078	592	902	1,323	1,494	663	1,664	3,037	643	282	7	49	751	0	0	5	0	6,069	1,005	3,062	423	107	569	642	167	390	276	1,294	25,415
2078-2088	1,968	592	902	1,323	1,494	663	1,664	3,037	643	213	0	34	173	0	0	5	0	5,718	909	2,753	265	100	476	602	143	295	1,442	25,415
2088-2098	927	1,968	592	902	1,323	1,494	663	1,664	3,037	627	213	0	34	173	0	0	5	0	5,678	583	2,450	248	74	463	480	143	1,673	25,415
2098-2108	301	927	1,968	592	902	1,323	1,494	663	1,664	3,037	612	125	0	16	133	0	0	0	0	5,604	575	2,433	219	74	463	475	1,815	25,415
2108-2118	2,793	301	927	1,968	592	902	1,323	1,494	663	1,664	1,513	140	109	0	6	60	0	0	0	0	5,471	432	2,312	165	74	427	2,076	25,415
2118-2128	1,880	2,793	301	927	1,968	592	902	1,323	1,494	663	1,413	163	115	101	0	6	60	0	0	0	0	5,469	268	2,283	155	74	2,464	25,415
2128-2138	1,229	1,880	2,793	301	927	1,968	592	902	1,323	1,494	460	447	163	115	78	0	0	32	0	0	0	0	5,469	268	2,283	154	2,537	25,415
2138-2148	1,921	1,229	1,880	2,793	301	927	1,968	592	902	1,323	422	44	272	56	56	67	0	0	32	0	0	0	0	5,460	260	2,273	2,636	25,415
2148-2158	1,584	1,921	1,229	1,880	2,793	301	927	1,968	592	557	605	99	44	133	10	56	67	0	0	32	0	0	0	0	5,460	260	4,897	25,415
2158-2168	781	1,584	1,921	1,229	1,880	2,793	301	927	1,968	516	268	289	99	44	133	10	29	44	0	0	32	0	0	0	0	5,446	5,121	25,415
2168-2178	1,895	781	1,584	1,921	1,229	1,880	2,793	301	927	1,187	39	193	64	0	44	133	0	0	26	0	0	32	0	0	0	0	10,388	25,415
2178-2188	973	1,895	781	1,584	1,921	1,229	1,880	2,793	301	827	384	39	193	0	0	44	133	0	0	26	0	0	32	0	0	0	10,382	25,415
2188-2198	590	973	1,895	781	1,584	1,921	1,229	1,880	2,793	227	406	339	39	193	0	0	44	82	0	0	26	0	0	32	0	0	10,382	25,415

Age Range	0	1-10	11-20	21-30	31-40	41-50	51-60	61-70	71-80	81-90	91-100	101-110	111-120	121-130	131-140	141-150	151-160	161-170	171-180	181-190	191-200	201-210	211-220	221-230	231-240	241-250	251+
-----------	---	------	-------	-------	-------	-------	-------	-------	-------	-------	--------	---------	---------	---------	---------	---------	---------	---------	---------	---------	---------	---------	---------	---------	---------	---------	------

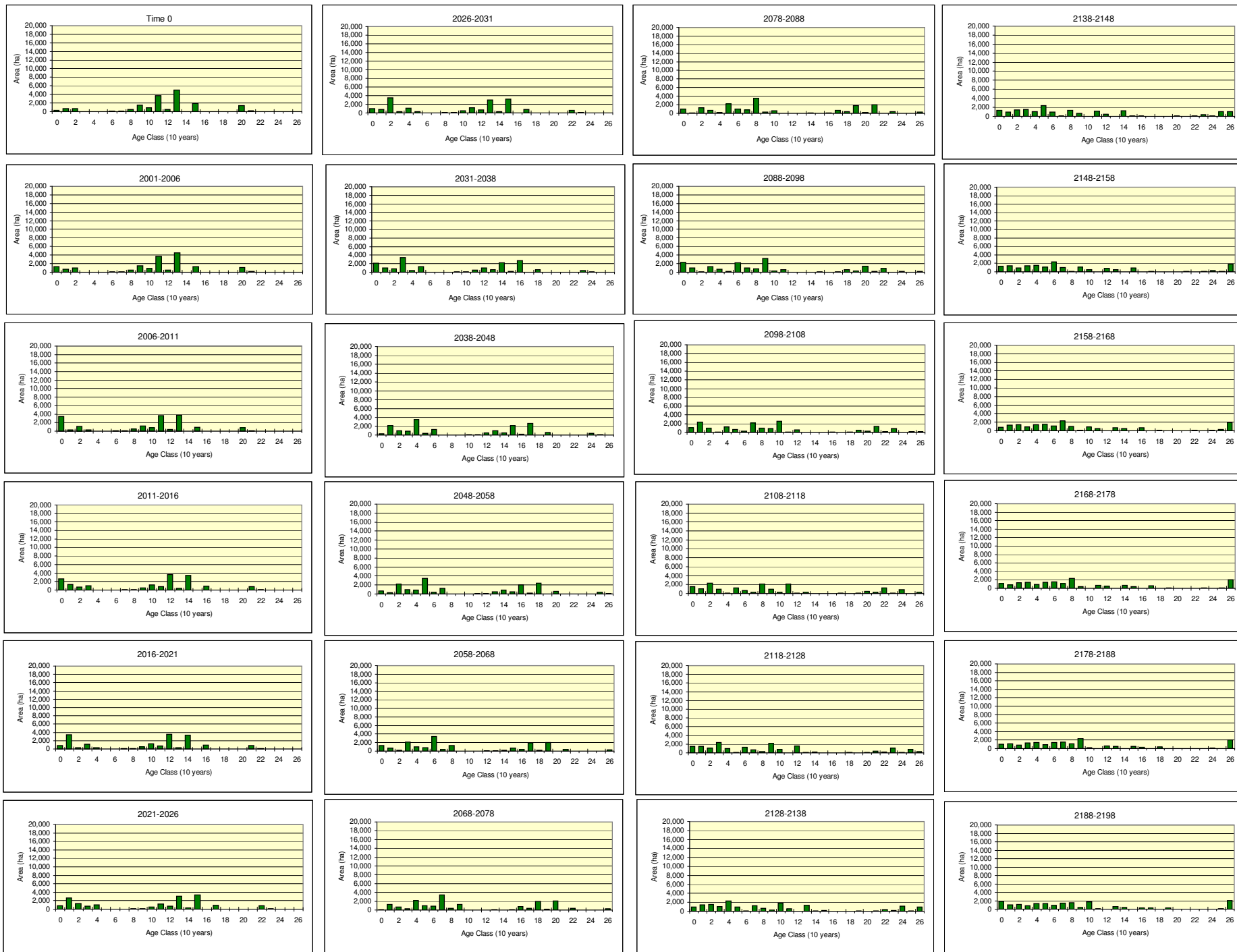
Note: values in tables are rounded



Period	Ten Year Age Classes																										Total	
	0	1	2	3	4	5	6	7	8	9	10	11	12	13	14	15	16	17	18	19	20	21	22	23	24	25		26
Time 0	273	702	683	0	0	2	72	129	536	1,550	891	3,764	551	5,044	40	1,901	4	17	5	23	1,368	155	0	23	0	0	0	17,732
2001-2006	1,346	677	980	0	0	2	72	129	536	1,550	867	3,741	551	4,563	40	1,330	4	16	3	10	1,138	155	0	23	0	0	0	17,732
2006-2011	3,473	273	1,110	274	0	2	72	129	536	1,254	780	3,691	374	3,801	33	949	4	16	3	10	794	130	0	23	0	0	0	17,732
2011-2016	2,681	1,346	677	980	0	0	2	72	129	536	1,254	774	3,632	371	3,421	5	911	4	13	3	10	788	103	0	21	0	0	17,732
2016-2021	845	3,473	273	1,110	274	0	2	72	129	529	1,233	768	3,494	337	3,336	5	910	4	13	3	10	788	103	0	21	0	0	17,732
2021-2026	826	2,681	1,346	677	980	0	0	2	72	129	529	1,232	743	3,052	322	3,332	3	910	4	13	3	10	788	63	0	16	0	17,732
2026-2031	993	845	3,473	273	1,110	274	0	2	72	129	526	1,232	732	2,965	322	3,207	3	831	4	13	3	10	633	63	0	16	0	17,732
2031-2038	2,165	993	845	3,473	379	1,279	0	0	2	72	126	519	1,049	582	2,226	221	2,691	3	599	4	4	3	9	416	56	0	16	17,732
2038-2048	251	2,165	993	845	3,473	379	1,279	0	0	2	72	126	512	980	483	2,165	214	2,681	3	599	4	4	3	9	416	56	16	17,732
2048-2058	683	251	2,165	993	845	3,473	379	1,279	0	0	2	72	124	512	891	435	1,990	214	2,432	2	563	4	4	3	9	348	58	17,732
2058-2068	1,298	683	251	2,165	993	845	3,473	379	1,279	0	0	2	72	124	162	749	381	1,923	201	2,065	2	374	4	4	3	9	290	17,732
2068-2078	128	1,298	683	251	2,165	993	845	3,473	378	1,270	0	0	2	69	31	140	749	381	1,923	201	2,065	2	374	4	4	3	299	17,732
2078-2088	981	128	1,298	683	251	2,165	993	845	3,473	271	614	0	0	0	62	31	140	738	381	1,823	200	2,004	2	367	4	4	272	17,732
2088-2098	2,351	981	128	1,298	683	251	2,165	993	845	3,248	271	614	0	0	0	62	31	140	565	281	1,439	160	891	2	173	4	157	17,732
2098-2108	1,081	2,351	981	128	1,298	683	251	2,165	993	845	2,547	140	581	0	0	0	62	31	129	480	276	1,363	149	869	2	168	160	17,732
2108-2118	1,511	1,081	2,351	981	128	1,298	683	251	2,165	993	292	2,081	140	273	0	0	0	62	31	129	465	261	1,225	144	858	2	328	17,732
2118-2128	1,450	1,511	1,081	2,351	981	128	1,298	683	251	2,165	763	0	1,587	140	225	0	0	0	62	31	129	427	182	1,124	125	745	295	17,732
2128-2138	937	1,450	1,511	1,081	2,351	981	128	1,298	683	251	1,863	589	0	1,315	54	225	0	0	0	62	31	128	411	163	1,116	100	1,004	17,732
2138-2148	1,380	937	1,450	1,511	1,081	2,351	981	128	1,298	683	0	1,152	484	0	1,251	50	123	0	0	0	62	31	128	402	143	1,012	1,094	17,732
2148-2158	1,356	1,380	937	1,450	1,511	1,081	2,351	981	128	1,135	489	0	822	484	0	969	1	98	0	0	62	31	128	343	116	1,878	17,732	
2158-2168	815	1,356	1,380	937	1,450	1,511	1,081	2,351	981	113	880	489	0	687	470	0	756	1	78	0	0	62	31	128	253	1,922	17,732	
2168-2178	1,105	815	1,356	1,380	937	1,450	1,511	1,081	2,351	435	14	756	489	0	687	426	0	630	0	78	0	0	62	31	128	2,009	17,732	
2178-2188	1,007	1,105	815	1,356	1,380	937	1,450	1,511	1,081	2,341	171	14	643	489	0	469	347	0	406	0	29	0	0	62	31	2,088	17,732	
2188-2198	1,895	1,007	1,105	815	1,356	1,380	937	1,450	1,511	414	1,758	151	9	565	380	0	293	347	0	267	0	0	0	0	62	2,030	17,732	

Age Range	0	1-10	11-20	21-30	31-40	41-50	51-60	61-70	71-80	81-90	91-100	101-110	111-120	121-130	131-140	141-150	151-160	161-170	171-180	181-190	191-200	201-210	211-220	221-230	231-240	241-250	251+
-----------	---	------	-------	-------	-------	-------	-------	-------	-------	-------	--------	---------	---------	---------	---------	---------	---------	---------	---------	---------	---------	---------	---------	---------	---------	---------	------

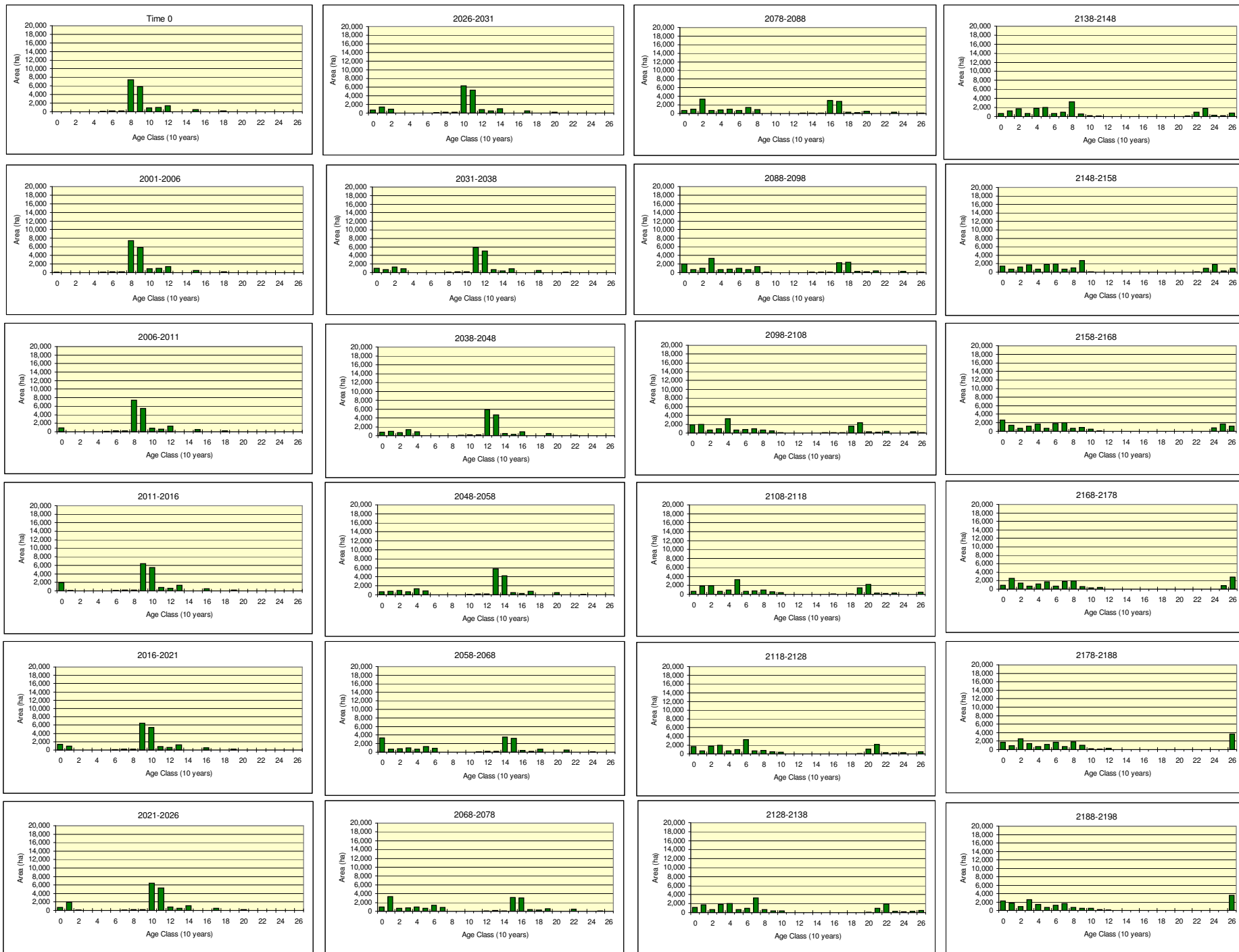
Note: values in tables are rounded



Period	Ten Year Age Classes																										Total	
	0	1	2	3	4	5	6	7	8	9	10	11	12	13	14	15	16	17	18	19	20	21	22	23	24	25		26
Time 0	1	0	0	21	14	149	225	241	7,444	5,804	914	1,012	1,435	23	0	549	0	21	210	0	37	0	0	5	0	0	0	18,106
2001-2006	53	1	0	21	14	149	225	241	7,444	5,804	914	1,012	1,381	23	0	549	0	21	210	0	37	0	0	5	0	0	0	18,106
2006-2011	895	1	0	21	14	149	225	241	7,444	5,508	828	576	1,369	23	0	549	0	21	199	0	36	0	0	5	0	0	0	18,106
2011-2016	1,929	53	1	0	21	14	149	225	241	6,414	5,507	828	576	1,369	22	0	497	0	21	197	0	36	0	0	5	0	0	18,106
2016-2021	1,362	895	1	0	21	14	149	225	241	6,414	5,427	828	576	1,224	20	0	475	0	21	172	0	36	0	0	5	0	0	18,106
2021-2026	688	1,929	53	1	0	21	14	149	225	175	6,414	5,298	828	516	1,084	20	0	475	0	21	154	0	36	0	0	5	0	18,106
2026-2031	719	1,362	895	1	0	21	14	149	225	175	6,264	5,289	759	506	1,015	20	0	475	0	21	154	0	36	0	0	5	0	18,106
2031-2038	1,007	719	1,362	895	1	0	21	14	149	222	170	5,848	5,015	706	430	897	20	0	473	0	21	96	0	36	0	0	5	18,106
2038-2048	758	1,007	719	1,362	895	1	0	21	14	100	222	170	5,848	4,672	520	325	833	20	0	473	0	8	96	0	36	0	5	18,106
2048-2058	719	758	1,007	719	1,362	895	1	0	21	14	95	222	170	5,808	4,227	454	251	745	20	0	473	0	8	96	0	36	5	18,106
2058-2068	3,289	719	758	1,007	719	1,362	895	1	0	21	14	95	222	170	3,542	3,204	454	251	744	20	0	473	0	8	96	0	40	18,106
2068-2078	980	3,289	719	758	1,007	719	1,362	895	1	0	21	14	95	206	62	3,180	2,996	351	247	571	20	0	467	0	8	96	40	18,106
2078-2088	710	980	3,289	719	758	1,007	719	1,362	895	1	0	21	14	86	109	62	3,022	2,795	347	237	500	5	0	329	0	8	129	18,106
2088-2098	1,975	710	980	3,289	719	758	1,007	719	1,362	72	1	0	21	14	86	109	62	2,295	2,458	320	234	443	5	0	328	0	137	18,106
2098-2108	1,826	1,975	710	980	3,289	719	758	1,007	719	530	58	0	0	16	14	77	57	54	1,549	2,333	303	233	425	5	0	328	137	18,106
2108-2118	704	1,826	1,975	710	980	3,289	719	758	1,007	546	375	46	0	0	16	14	77	34	54	1,467	2,226	303	191	317	5	0	465	18,106
2118-2128	1,691	704	1,826	1,975	710	980	3,289	719	758	459	375	0	0	0	16	14	20	34	54	1,081	2,132	295	191	311	5	465	18,106	
2128-2138	1,199	1,691	704	1,826	1,975	710	980	3,289	719	428	424	0	0	0	0	4	0	6	17	54	925	1,902	295	183	304	470	18,106	
2138-2148	689	1,199	1,691	704	1,826	1,975	710	980	3,289	615	211	142	0	0	0	0	4	0	6	17	54	925	1,834	278	183	773	18,106	
2148-2158	1,391	689	1,199	1,691	704	1,826	1,975	710	980	2,776	145	1	0	0	0	0	0	4	0	6	17	54	886	1,834	278	940	18,106	
2158-2168	2,590	1,391	689	1,199	1,691	704	1,826	1,975	710	909	517	100	1	0	0	0	0	0	4	0	6	17	27	832	1,701	1,218	18,106	
2168-2178	940	2,590	1,391	689	1,199	1,691	704	1,826	1,975	607	344	412	0	0	0	0	0	0	0	4	0	6	17	27	832	2,852	18,106	
2178-2188	1,706	940	2,590	1,391	689	1,199	1,691	704	1,826	1,069	224	75	272	0	0	0	0	0	0	4	0	6	17	27	3,676	18,106		
2188-2198	2,283	1,706	940	2,590	1,391	689	1,199	1,691	704	521	469	224	67	0	0	0	0	0	0	4	0	6	17	27	3,605	18,106		

Age Range	0	1-10	11-20	21-30	31-40	41-50	51-60	61-70	71-80	81-90	91-100	101-110	111-120	121-130	131-140	141-150	151-160	161-170	171-180	181-190	191-200	201-210	211-220	221-230	231-240	241-250	251+
-----------	---	------	-------	-------	-------	-------	-------	-------	-------	-------	--------	---------	---------	---------	---------	---------	---------	---------	---------	---------	---------	---------	---------	---------	---------	---------	------

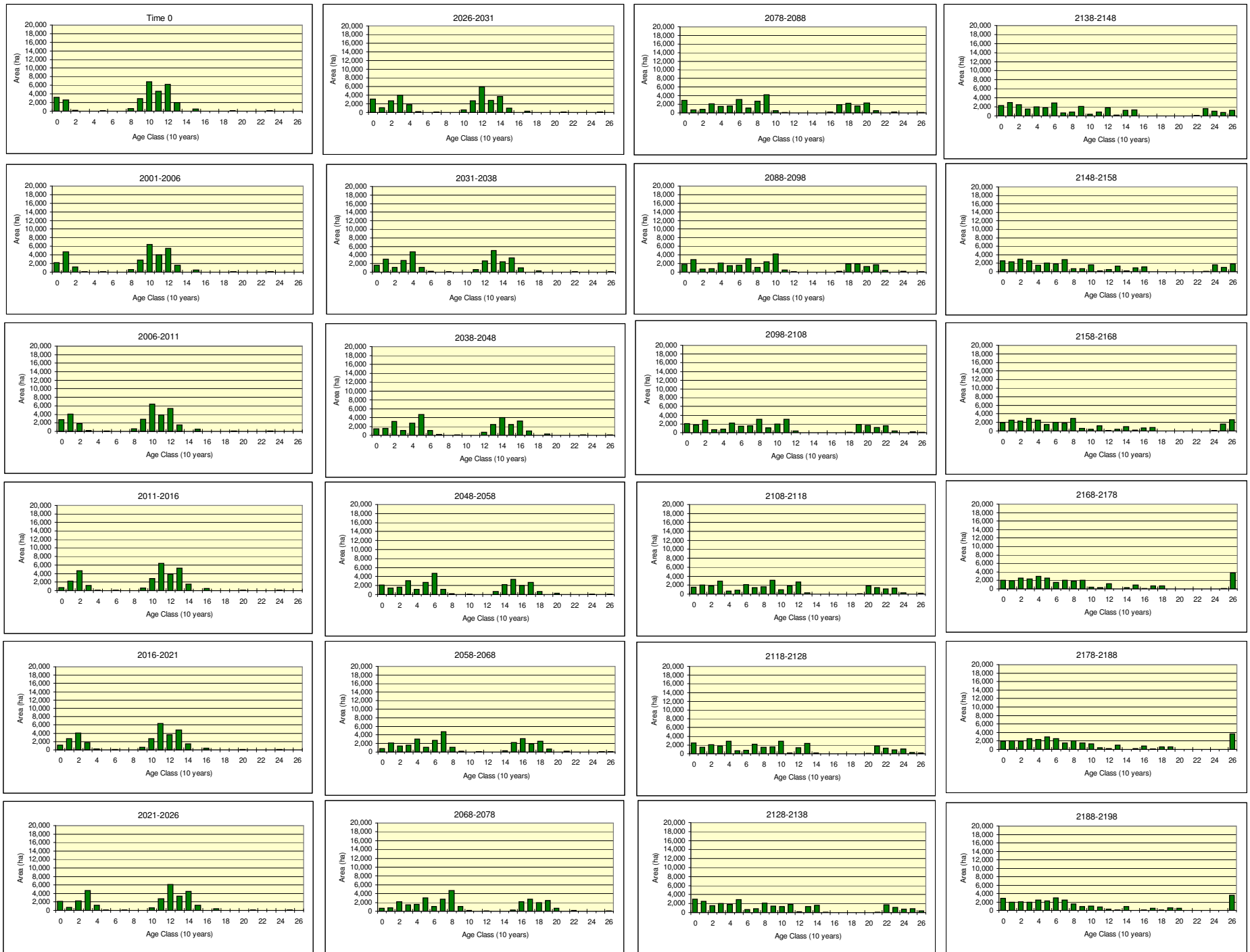
Note: values in tables are rounded



Ten Year Age Classes																												
Period	0	1	2	3	4	5	6	7	8	9	10	11	12	13	14	15	16	17	18	19	20	21	22	23	24	25	26	Total
Time 0	3,166	2,600	231	15	17	56	8	37	646	2,923	6,786	4,643	6,265	1,995	0	551	0	0	12	150	0	28	0	140	0	0	23	30,294
2001-2006	2,233	4,714	1,239	60	17	56	8	37	646	2,818	6,460	4,034	5,515	1,578	0	528	0	0	12	147	0	28	0	140	0	0	23	30,294
2006-2011	2,717	4,042	1,784	186	17	56	8	37	646	2,811	6,410	3,885	5,363	1,505	0	501	0	0	12	140	0	28	0	131	0	0	15	30,294
2011-2016	667	2,232	4,714	1,239	60	17	56	8	37	646	2,808	6,407	3,846	5,326	1,484	0	478	0	0	12	112	0	28	0	105	0	14	30,294
2016-2021	1,118	2,716	4,042	1,784	186	17	56	8	37	646	2,748	6,328	3,638	4,837	1,436	0	428	0	0	12	109	0	28	0	105	0	14	30,294
2021-2026	2,181	667	2,232	4,714	1,239	60	17	56	8	37	646	2,733	6,073	3,327	4,499	1,174	0	424	0	0	12	95	0	28	0	59	14	30,294
2026-2031	3,075	1,117	2,716	4,042	1,784	186	17	56	8	37	646	2,703	5,854	2,758	3,730	1,048	0	344	0	0	6	93	0	1	0	59	14	30,294
2031-2038	1,606	3,075	1,117	2,716	4,714	1,112	186	17	56	8	37	646	2,605	5,097	2,474	3,344	1,013	0	303	0	0	6	88	0	1	0	73	30,294
2038-2048	1,463	1,605	3,075	1,117	2,716	4,714	1,112	186	17	56	8	37	645	2,482	4,026	2,449	3,171	956	0	291	0	0	6	88	0	1	73	30,294
2048-2058	2,143	1,462	1,605	3,075	1,117	2,716	4,714	1,112	186	17	56	8	37	644	2,246	3,368	1,986	2,701	702	0	250	0	0	4	81	0	64	30,294
2058-2068	826	2,142	1,462	1,605	3,075	1,117	2,716	4,714	1,112	186	17	56	8	37	307	2,185	3,133	1,949	2,550	699	0	250	0	0	4	81	64	30,294
2068-2078	705	825	2,142	1,462	1,605	3,075	1,117	2,716	4,714	1,085	186	17	56	7	12	279	2,175	2,730	1,933	2,416	655	0	245	0	0	4	133	30,294
2078-2088	2,880	704	825	2,142	1,462	1,605	3,075	1,117	2,716	4,195	453	55	1	40	3	12	212	1,953	2,178	1,580	2,296	518	0	194	0	0	78	30,294
2088-2098	1,814	2,879	704	825	2,142	1,462	1,605	3,075	1,117	2,396	4,194	453	55	1	40	3	12	205	1,903	1,876	1,277	1,675	367	0	160	0	52	30,294
2098-2108	2,039	1,813	2,879	704	825	2,142	1,462	1,605	3,075	1,117	2,020	3,095	349	45	1	40	3	7	143	1,850	1,713	1,225	1,564	366	0	160	51	30,294
2108-2118	1,513	2,038	1,813	2,879	704	825	2,142	1,462	1,605	3,075	934	1,855	2,718	242	30	1	4	3	7	143	1,794	1,427	1,192	1,393	303	0	192	30,294
2118-2128	2,504	1,512	2,038	1,813	2,879	704	825	2,142	1,462	1,605	2,841	198	1,413	2,400	160	30	1	4	3	7	143	1,794	1,319	929	1,120	261	186	30,294
2128-2138	2,956	2,503	1,512	2,038	1,813	2,879	704	825	2,142	1,462	1,326	1,866	198	1,310	1,604	133	30	1	4	3	7	107	1,724	1,134	738	898	375	30,294
2138-2148	2,300	2,956	2,503	1,512	2,038	1,813	2,879	704	825	2,142	383	881	1,779	177	1,263	1,298	46	4	1	4	3	7	107	1,666	1,067	738	1,198	30,294
2148-2158	2,507	2,299	2,956	2,503	1,512	2,038	1,813	2,879	704	701	1,620	162	517	1,301	177	906	1,127	33	4	1	4	3	7	107	1,587	993	1,833	30,294
2158-2168	1,961	2,506	2,299	2,956	2,503	1,512	2,038	1,813	2,879	604	370	1,259	132	447	1,014	177	736	764	2	4	1	4	3	7	107	1,587	2,608	30,294
2168-2178	2,088	1,961	2,506	2,299	2,956	2,503	1,512	2,038	1,813	2,079	438	258	1,259	43	292	892	104	665	674	2	4	1	4	3	7	107	3,785	30,294
2178-2188	1,962	2,087	1,961	2,506	2,299	2,956	2,503	1,512	2,038	1,536	1,291	364	163	1,023	43	199	802	87	654	604	2	4	1	4	3	7	3,684	30,294
2188-2198	2,841	1,961	2,087	1,961	2,506	2,299	2,956	2,503	1,512	934	1,048	861	351	148	892	43	124	482	87	583	475	2	4	1	4	3	3,625	30,294

Age Range	0	1-10	11-20	21-30	31-40	41-50	51-60	61-70	71-80	81-90	91-100	101-110	111-120	121-130	131-140	141-150	151-160	161-170	171-180	181-190	191-200	201-210	211-220	221-230	231-240	241-250	251+
-----------	---	------	-------	-------	-------	-------	-------	-------	-------	-------	--------	---------	---------	---------	---------	---------	---------	---------	---------	---------	---------	---------	---------	---------	---------	---------	------

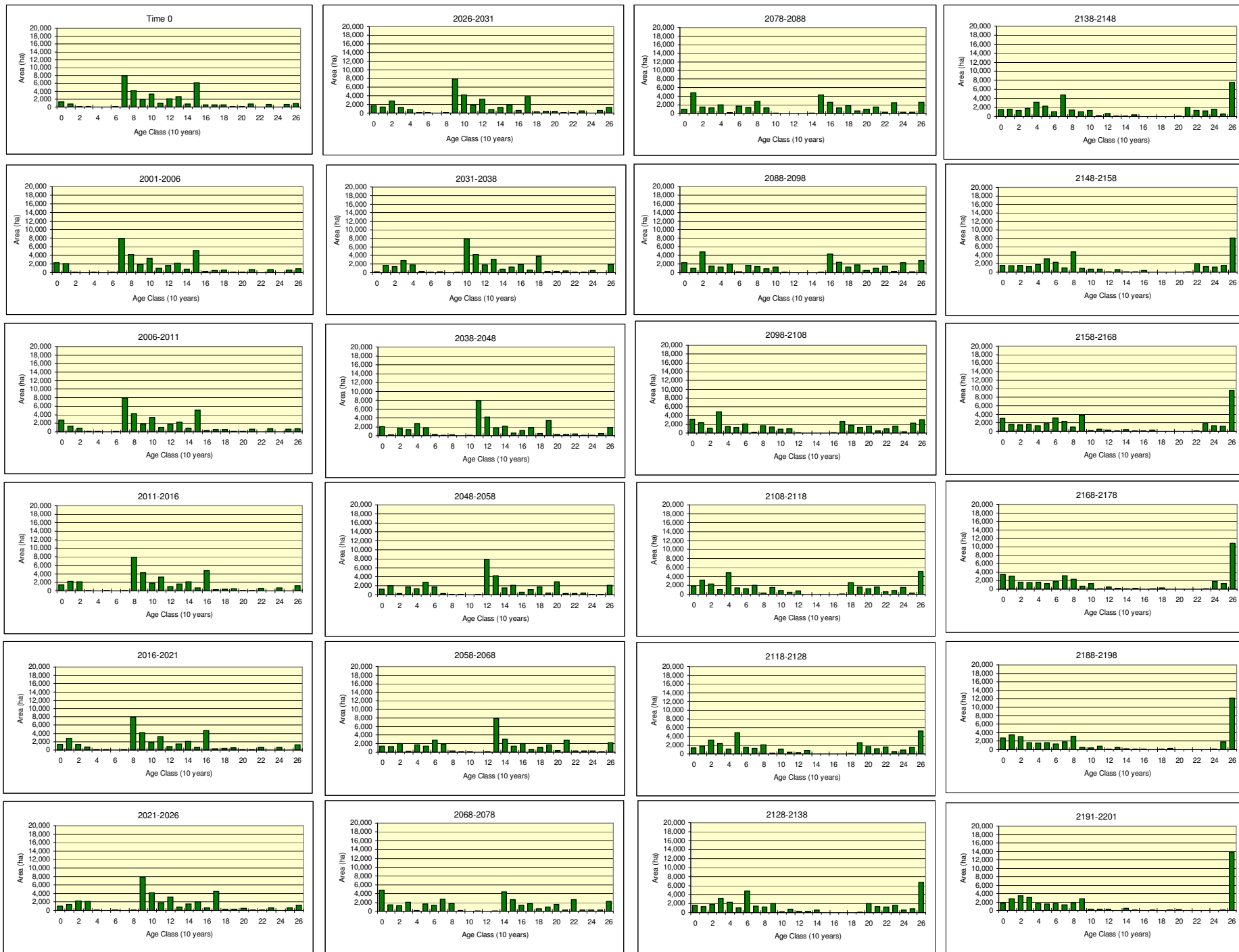
Note: values in tables are rounded



Ten Year Age Classes																												
Period	0	1	2	3	4	5	6	7	8	9	10	11	12	13	14	15	16	17	18	19	20	21	22	23	24	25	26	Total
Time 0	1,331	767	67	140	37	0	112	7,894	4,219	1,871	3,345	1,018	2,135	2,604	817	6,110	500	537	590	165	113	794	0	702	31	626	930	37,454
2001-2006	2,265	2,098	67	34	143	0	112	7,894	4,219	1,871	3,338	1,000	1,746	2,205	799	5,156	344	493	573	113	113	683	0	672	31	626	860	37,454
2006-2011	2,780	1,331	767	67	140	37	112	7,894	4,219	1,871	3,331	999	1,737	2,205	798	5,056	344	493	498	107	98	603	0	669	28	591	679	37,454
2011-2016	1,378	2,264	2,098	67	34	143	0	112	7,894	4,217	1,870	3,299	999	1,598	2,118	702	4,721	325	418	489	100	83	586	0	668	28	1,244	37,454
2016-2021	1,371	2,779	1,331	767	67	140	37	112	7,894	4,217	1,852	3,181	847	1,485	2,100	659	4,693	325	418	479	95	83	586	0	668	28	1,239	37,454
2021-2026	1,043	1,378	2,264	2,098	67	34	143	0	112	7,894	4,217	1,825	3,181	817	1,485	2,061	598	4,500	286	354	479	67	62	586	0	639	1,267	37,454
2026-2031	1,688	1,371	2,779	1,331	767	67	140	37	112	7,894	4,217	1,825	3,181	817	1,306	1,906	597	3,838	286	350	414	67	62	497	0	639	1,267	37,454
2031-2038	243	1,687	1,371	2,779	1,777	321	67	152	25	112	7,894	4,217	1,804	3,108	783	1,285	1,906	579	3,813	286	350	382	67	62	497	0	1,887	37,454
2038-2048	2,056	243	1,687	1,371	2,779	1,777	321	67	152	13	112	7,894	4,217	1,760	2,163	620	1,172	1,806	456	3,436	273	307	359	67	62	461	1,824	37,454
2048-2058	1,271	2,055	243	1,687	1,371	2,779	1,777	321	67	101	13	112	7,894	4,217	1,585	2,093	604	1,109	1,700	411	2,853	264	292	357	67	57	2,155	37,454
2058-2068	1,459	1,271	2,055	243	1,687	1,371	2,779	1,777	321	67	101	13	112	7,894	2,994	1,399	2,070	604	1,109	1,699	411	2,850	264	292	339	67	2,207	37,454
2068-2078	4,820	1,459	1,271	2,055	243	1,687	1,371	2,779	1,777	233	42	86	13	108	4,383	2,651	1,336	1,804	577	1,015	1,593	325	2,674	264	288	339	2,265	37,454
2078-2088	1,044	4,819	1,459	1,271	2,055	243	1,687	1,371	2,779	1,326	142	18	35	5	95	4,294	2,608	1,319	1,803	577	1,008	1,534	325	2,502	264	287	2,584	37,454
2088-2098	2,333	1,043	4,819	1,459	1,271	2,055	243	1,687	1,371	954	1,324	142	18	35	5	95	4,294	2,441	1,319	1,799	533	988	1,532	317	2,285	241	2,851	37,454
2098-2108	3,152	2,332	1,043	4,819	1,459	1,271	2,055	243	1,687	1,359	889	953	71	18	23	0	73	2,622	1,763	1,312	1,612	532	968	1,532	314	2,260	3,091	37,454
2108-2118	1,800	3,151	2,332	1,043	4,819	1,459	1,271	2,055	243	1,552	883	447	765	46	18	0	0	73	2,621	1,669	1,212	1,612	532	911	1,500	314	5,125	37,454
2118-2128	1,371	1,800	3,151	2,332	1,043	4,819	1,459	1,271	2,055	243	1,087	353	305	765	46	18	0	73	2,554	1,659	1,212	1,612	532	911	1,500	5,282	37,454	
2128-2138	1,655	1,370	1,800	3,151	2,332	1,043	4,819	1,459	1,271	2,043	212	807	242	248	561	17	18	0	0	67	2,009	1,380	1,212	1,603	532	911	6,692	37,454
2138-2148	1,555	1,654	1,370	1,800	3,151	2,332	1,043	4,819	1,459	1,058	1,328	166	653	130	142	423	17	0	0	0	67	2,009	1,369	1,212	1,602	532	7,564	37,454
2148-2158	1,654	1,555	1,654	1,370	1,800	3,151	2,332	1,043	4,819	946	747	675	99	577	130	132	398	17	0	0	0	67	2,009	1,369	1,212	1,602	8,095	37,454
2158-2168	3,032	1,654	1,555	1,654	1,370	1,800	3,151	2,332	1,043	3,776	228	550	267	60	450	85	74	333	0	0	0	0	67	1,856	1,277	1,212	9,627	37,454
2168-2178	3,454	3,032	1,654	1,555	1,654	1,370	1,800	3,151	2,332	672	1,291	140	502	195	60	199	35	61	257	0	0	0	0	67	1,856	1,277	10,839	37,454
2178-2188	2,723	3,453	3,032	1,654	1,555	1,654	1,370	1,800	3,151	477	402	825	128	502	195	60	79	35	61	257	0	0	0	0	67	1,856	12,116	37,454
2188-2198	1,745	2,723	3,453	3,032	1,654	1,555	1,654	1,370	1,800	2,774	267	262	340	11	502	112	31	79	0	61	163	0	0	0	0	67	13,800	37,454

Age Range	0	1-10	11-20	21-30	31-40	41-50	51-60	61-70	71-80	81-90	91-100	101-110	111-120	121-130	131-140	141-150	151-160	161-170	171-180	181-190	191-200	201-210	211-220	221-230	231-240	241-250	251+
-----------	---	------	-------	-------	-------	-------	-------	-------	-------	-------	--------	---------	---------	---------	---------	---------	---------	---------	---------	---------	---------	---------	---------	---------	---------	---------	------

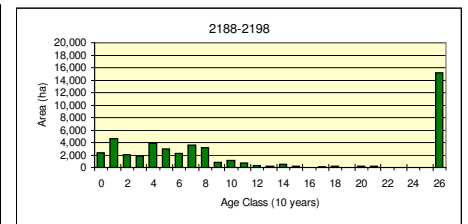
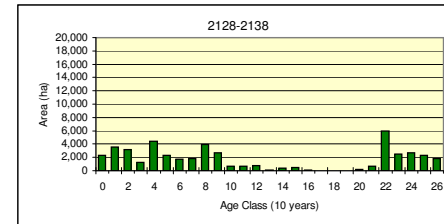
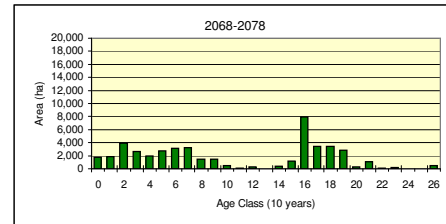
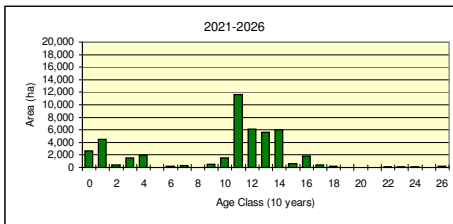
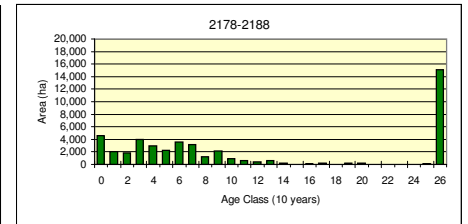
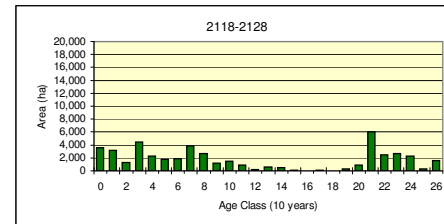
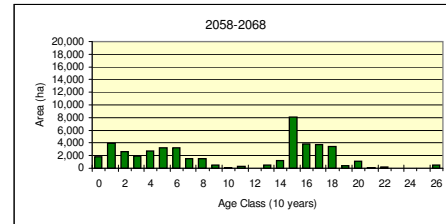
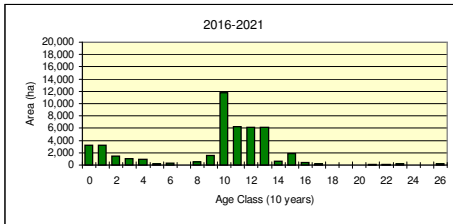
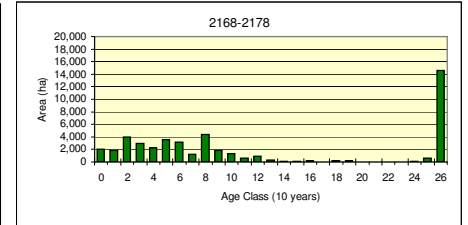
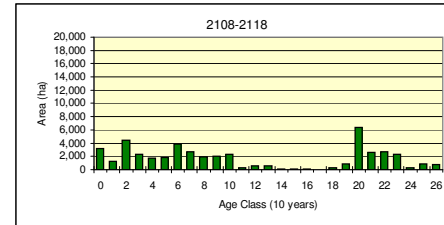
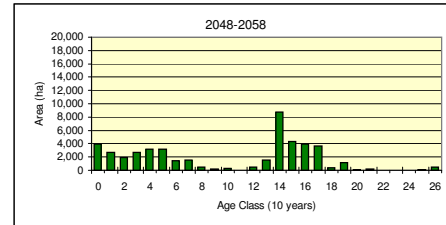
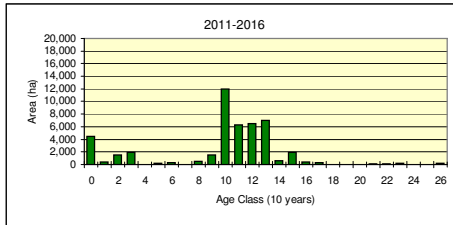
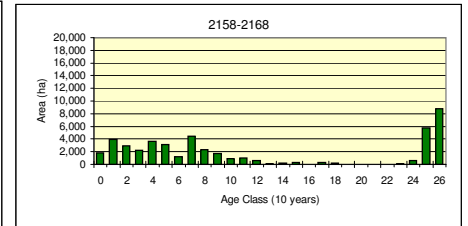
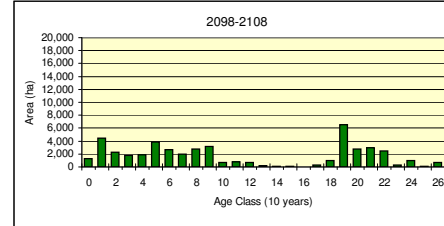
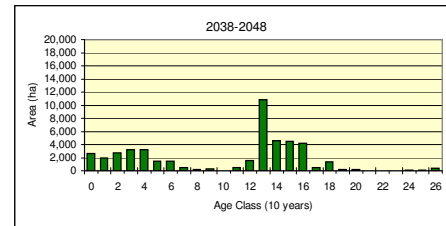
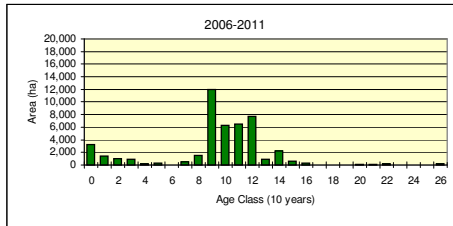
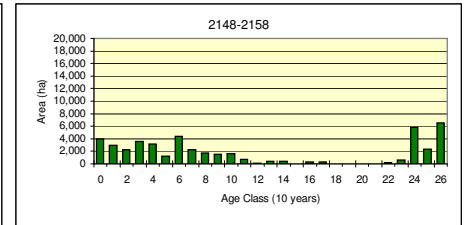
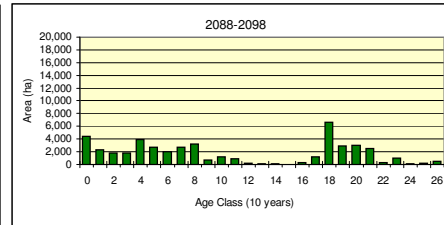
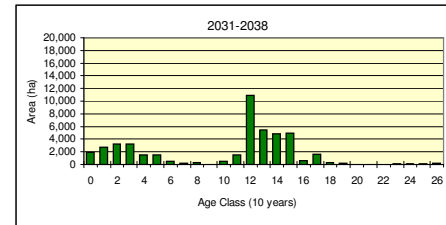
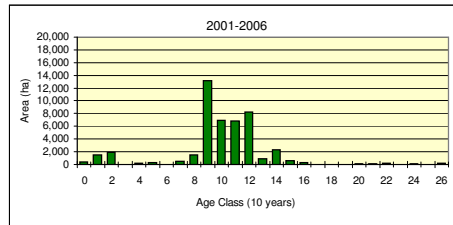
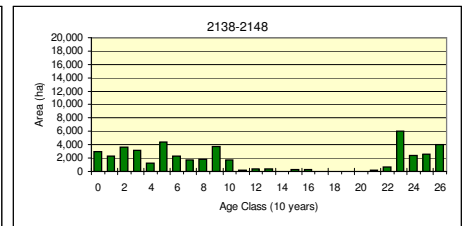
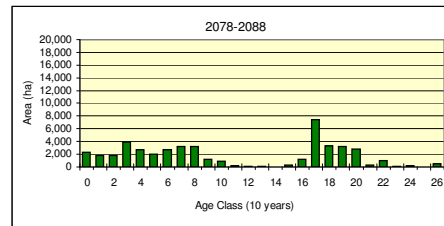
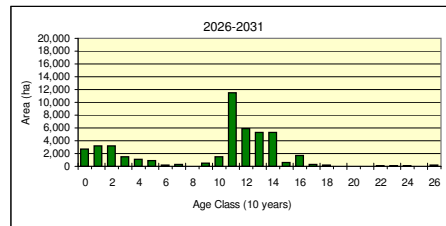
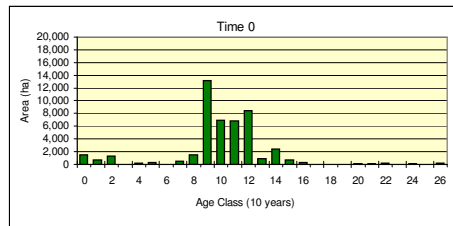
Note: values in tables are rounded



Ten Year Age Classes																												
Period	0	1	2	3	4	5	6	7	8	9	10	11	12	13	14	15	16	17	18	19	20	21	22	23	24	25	26	Total
Time 0	1,465	721	1,272	0	188	282	21	523	1,535	13,137	6,982	6,856	8,423	893	2,401	660	339	1	13	35	111	121	226	22	83	0	206	46,515
2001-2006	370	1,513	1,944	0	188	282	21	523	1,535	13,137	6,982	6,831	8,259	892	2,302	593	339	1	13	35	111	108	226	22	83	0	206	46,515
2006-2011	3,209	1,465	1,062	931	188	282	21	523	1,535	12,001	6,343	6,503	7,703	892	2,213	588	339	1	10	35	109	108	199	1	49	0	205	46,515
2011-2016	4,461	370	1,513	1,944	0	188	282	21	523	1,530	11,936	6,293	6,452	7,052	630	1,919	419	304	1	6	15	103	102	193	1	49	205	46,515
2016-2021	3,185	3,209	1,465	1,062	931	188	282	21	523	1,530	11,773	6,204	6,163	6,148	619	1,895	383	257	1	6	15	103	102	193	1	49	205	46,515
2021-2026	2,679	4,461	370	1,513	1,944	0	188	282	21	523	1,523	11,660	6,146	5,575	5,987	604	1,806	361	248	1	6	15	103	102	140	1	254	46,515
2026-2031	2,733	3,185	3,209	1,465	1,062	931	188	282	21	523	1,523	11,514	5,921	5,285	5,261	581	1,687	289	248	1	6	15	103	102	140	1	237	46,515
2031-2038	1,961	2,733	3,185	3,209	1,465	1,506	486	188	282	12	523	1,523	10,932	5,417	4,804	4,927	576	1,645	289	246	1	6	15	103	102	140	238	46,515
2038-2048	2,669	1,961	2,733	3,185	3,209	1,465	1,506	486	188	280	12	523	1,523	10,796	4,591	4,464	4,159	481	1,317	182	243	1	6	12	50	102	371	46,515
2048-2058	3,904	2,669	1,961	2,733	3,185	3,209	1,465	1,506	486	146	280	12	523	1,523	8,749	4,284	3,904	3,622	388	1,128	134	189	1	6	12	50	447	46,515
2058-2068	1,844	3,904	2,669	1,961	2,733	3,185	3,209	1,465	1,506	458	146	280	12	523	1,228	8,125	3,812	3,719	3,430	388	1,087	130	189	1	6	12	493	46,515
2068-2078	1,764	1,844	3,904	2,669	1,961	2,733	3,185	3,209	1,465	1,456	458	146	280	12	360	1,200	7,976	3,390	3,457	2,831	341	1,071	123	189	1	6	485	46,515
2078-2088	2,278	1,764	1,844	3,904	2,669	1,961	2,733	3,185	3,209	1,234	898	194	51	142	12	340	1,187	7,458	3,294	3,220	2,795	314	1,031	123	189	1	486	46,515
2088-2098	4,413	2,278	1,764	1,844	3,904	2,669	1,961	2,733	3,185	686	1,229	890	194	51	142	12	340	1,171	6,616	2,899	3,030	2,520	279	958	101	189	458	46,515
2098-2108	1,240	4,413	2,278	1,764	1,844	3,904	2,669	1,961	2,733	3,180	685	743	740	180	51	133	12	295	957	6,524	2,738	3,017	2,488	268	952	101	646	46,515
2108-2118	3,165	1,240	4,413	2,278	1,764	1,844	3,904	2,669	1,961	2,003	2,338	335	583	554	106	51	133	12	295	900	6,377	2,655	2,747	2,310	268	880	730	46,515
2118-2128	3,592	3,165	1,240	4,413	2,278	1,764	1,844	3,904	2,669	1,192	1,459	859	216	574	527	70	45	133	12	295	892	6,002	2,508	2,720	2,296	268	1,577	46,515
2128-2138	2,262	3,592	3,165	1,240	4,413	2,278	1,764	1,844	3,904	2,666	655	663	798	126	377	455	70	7	33	12	219	678	5,998	2,489	2,712	2,266	1,829	46,515
2138-2148	2,932	2,262	3,592	3,165	1,240	4,413	2,278	1,764	1,844	3,708	1,684	176	429	419	0	309	312	22	7	29	12	219	678	5,998	2,426	2,581	4,014	46,515
2148-2158	3,941	2,932	2,262	3,592	3,165	1,240	4,413	2,278	1,764	1,523	1,652	723	76	405	363	0	286	269	22	7	29	12	219	578	5,848	2,366	6,550	46,515
2158-2168	1,867	3,941	2,932	2,262	3,592	3,165	1,240	4,413	2,278	1,736	893	1,051	645	76	213	284	0	286	251	22	7	29	12	106	578	5,808	8,825	46,515
2168-2178	2,046	1,867	3,941	2,932	2,262	3,592	3,165	1,240	4,413	1,833	1,295	640	883	322	76	115	217	0	183	186	22	7	29	12	106	578	14,551	46,515
2178-2188	4,612	2,046	1,867	3,941	2,932	2,262	3,592	3,165	1,240	2,145	872	563	448	586	251	0	101	217	0	183	186	22	7	29	12	106	15,129	46,515
2188-2198	2,354	4,612	2,046	1,867	3,941	2,932	2,262	3,592	3,165	819	1,096	710	313	219	524	176	0	101	217	0	183	186	22	7	29	12	15,130	46,515

Age Range	0	1-10	11-20	21-30	31-40	41-50	51-60	61-70	71-80	81-90	91-100	101-110	111-120	121-130	131-140	141-150	151-160	161-170	171-180	181-190	191-200	201-210	211-220	221-230	231-240	241-250	251+
-----------	---	------	-------	-------	-------	-------	-------	-------	-------	-------	--------	---------	---------	---------	---------	---------	---------	---------	---------	---------	---------	---------	---------	---------	---------	---------	------

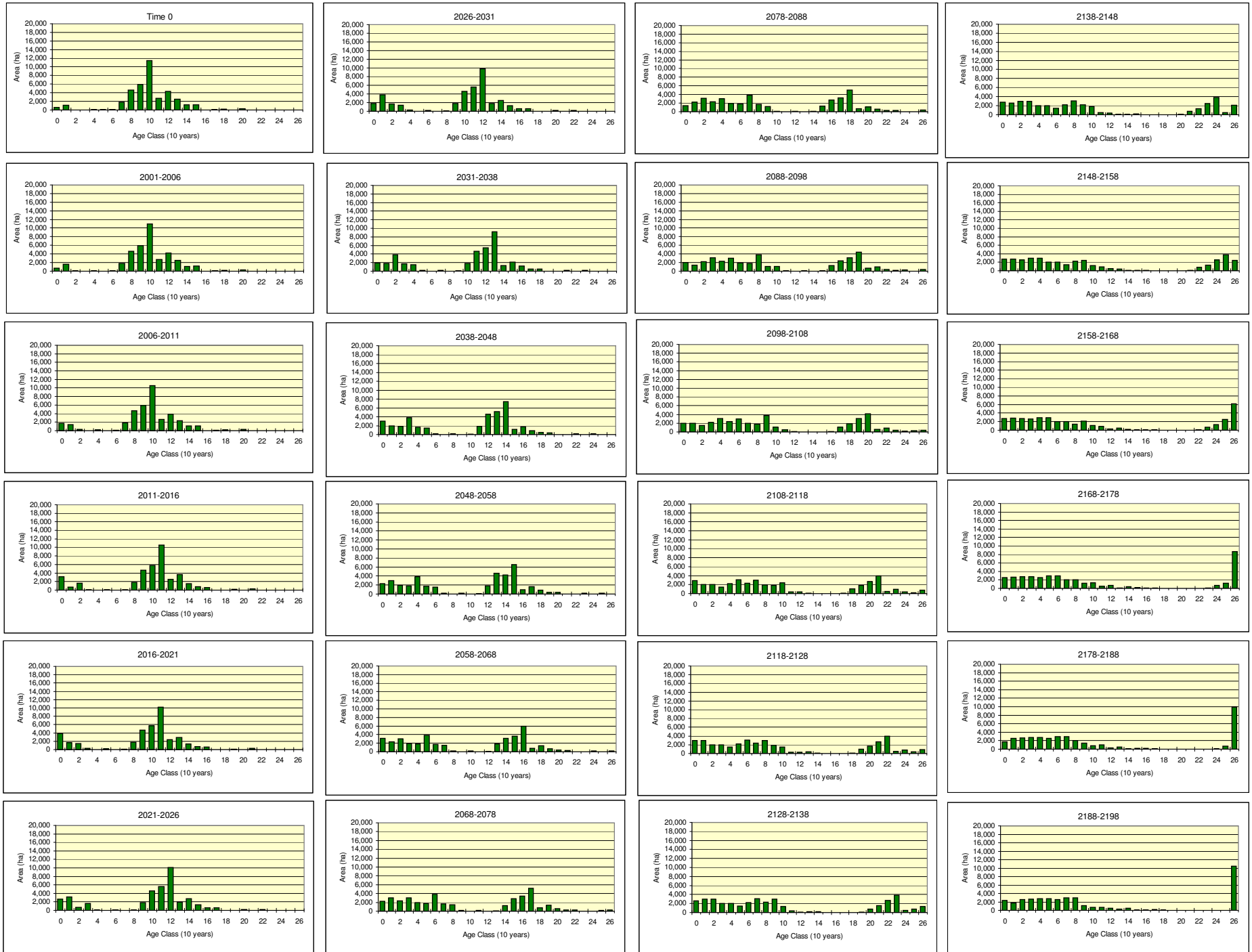
Note: values in tables are rounded



Ten Year Age Classes																												
Period	0	1	2	3	4	5	6	7	8	9	10	11	12	13	14	15	16	17	18	19	20	21	22	23	24	25	26	Total
Time 0	575	1,134	9	47	129	65	84	1,819	4,646	5,892	11,438	2,694	4,328	2,524	1,179	1,233	0	65	196	15	289	17	0	20	21	0	0	38,422
2001-2006	682	1,605	113	47	129	47	101	1,819	4,646	5,892	10,978	2,666	4,183	2,530	1,138	1,233	0	52	196	15	289	17	0	20	21	0	0	38,422
2006-2011	1,687	1,413	304	0	177	47	101	1,819	4,646	5,888	10,602	2,634	3,906	2,373	1,104	1,138	0	52	173	15	283	17	0	20	21	0	0	38,422
2011-2016	3,119	682	1,605	113	47	129	47	101	1,819	4,643	5,825	10,535	2,572	3,701	1,490	786	650	0	46	173	15	264	17	0	20	21	0	38,422
2016-2021	3,813	1,686	1,413	304	0	177	47	101	1,819	4,643	5,691	10,240	2,356	2,902	1,380	715	598	0	46	155	15	264	14	0	20	21	0	38,422
2021-2026	2,644	3,118	682	1,605	113	47	129	47	101	1,819	4,643	5,655	10,101	1,946	2,739	1,293	653	586	0	44	155	15	234	9	0	20	21	38,422
2026-2031	1,806	3,813	1,686	1,413	304	0	177	47	101	1,819	4,615	5,643	9,831	1,783	2,509	1,252	587	581	0	15	155	15	220	9	0	20	21	38,422
2031-2038	1,935	1,806	3,813	1,686	1,506	211	0	177	47	101	1,819	4,615	5,430	9,156	1,299	2,140	1,162	552	512	0	15	155	15	220	9	0	42	38,422
2038-2048	3,006	1,934	1,806	3,813	1,686	1,506	211	0	177	24	101	1,819	4,615	5,209	7,376	1,149	1,803	883	490	366	0	15	155	15	220	0	42	38,422
2048-2058	2,333	3,005	1,934	1,806	3,813	1,686	1,506	211	0	171	24	101	1,819	4,615	4,229	6,581	940	1,611	834	411	358	0	15	155	15	204	42	38,422
2058-2068	3,086	2,333	3,005	1,934	1,806	3,813	1,686	1,506	211	0	171	24	101	1,819	3,150	3,662	6,006	821	1,463	704	356	333	0	15	155	15	246	38,422
2068-2078	2,224	3,085	2,333	3,005	1,934	1,806	3,813	1,686	1,506	211	0	171	24	96	1,322	2,796	3,440	5,224	750	1,337	599	319	307	0	15	155	262	38,422
2078-2088	1,443	2,224	3,085	2,333	3,005	1,934	1,806	3,813	1,686	1,208	130	0	65	11	66	1,314	2,700	3,178	4,993	704	1,154	577	253	307	0	15	417	38,422
2088-2098	1,995	1,443	2,224	3,085	2,333	3,005	1,934	1,806	3,813	1,152	1,153	130	0	65	11	66	1,314	2,402	3,081	4,413	662	956	438	203	306	0	432	38,422
2098-2108	2,005	1,995	1,443	2,224	3,085	2,333	3,005	1,934	1,806	3,809	1,072	476	59	0	48	5	65	1,064	1,869	3,026	4,190	614	928	429	201	306	430	38,422
2108-2118	2,933	2,005	1,995	1,443	2,224	3,085	2,333	3,005	1,934	1,806	2,437	385	384	59	0	6	5	65	1,015	1,802	2,677	4,000	528	928	429	201	736	38,422
2118-2128	2,964	2,933	2,005	1,995	1,443	2,224	3,085	2,333	3,005	1,861	1,511	299	253	355	59	0	6	5	58	1,015	1,708	2,676	3,931	513	826	426	933	38,422
2128-2138	2,598	2,964	2,933	2,005	1,995	1,443	2,224	3,085	2,333	2,982	1,379	426	138	214	181	32	0	6	5	58	803	1,498	2,676	3,867	454	805	1,315	38,422
2138-2148	2,727	2,598	2,964	2,933	2,005	1,995	1,443	2,224	3,085	2,186	1,838	480	409	105	113	164	0	0	6	5	58	790	1,350	2,527	3,847	449	2,120	38,422
2148-2158	2,806	2,727	2,598	2,964	2,933	2,005	1,995	1,443	2,224	2,487	1,231	882	480	364	105	84	110	0	0	6	5	58	771	1,311	2,526	3,825	2,484	38,422
2158-2168	2,693	2,806	2,727	2,598	2,964	2,933	2,005	1,995	1,443	2,095	1,126	893	347	480	248	82	84	62	0	0	6	5	58	748	1,302	2,526	6,196	38,422
2168-2178	2,534	2,693	2,806	2,727	2,598	2,964	2,933	2,005	1,995	1,196	1,297	517	688	70	380	184	82	57	31	0	0	6	5	58	698	1,178	8,721	38,422
2178-2188	1,751	2,534	2,693	2,806	2,727	2,598	2,964	2,933	2,005	1,399	799	1,058	352	549	62	204	184	82	31	31	0	0	6	5	58	698	9,895	38,422
2188-2198	2,404	1,750	2,534	2,693	2,806	2,727	2,598	2,964	2,933	1,093	756	744	492	337	549	62	139	184	82	26	22	0	0	6	5	31	10,486	38,422

Age Range	0	1-10	11-20	21-30	31-40	41-50	51-60	61-70	71-80	81-90	91-100	101-110	111-120	121-130	131-140	141-150	151-160	161-170	171-180	181-190	191-200	201-210	211-220	221-230	231-240	241-250	251+
-----------	---	------	-------	-------	-------	-------	-------	-------	-------	-------	--------	---------	---------	---------	---------	---------	---------	---------	---------	---------	---------	---------	---------	---------	---------	---------	------

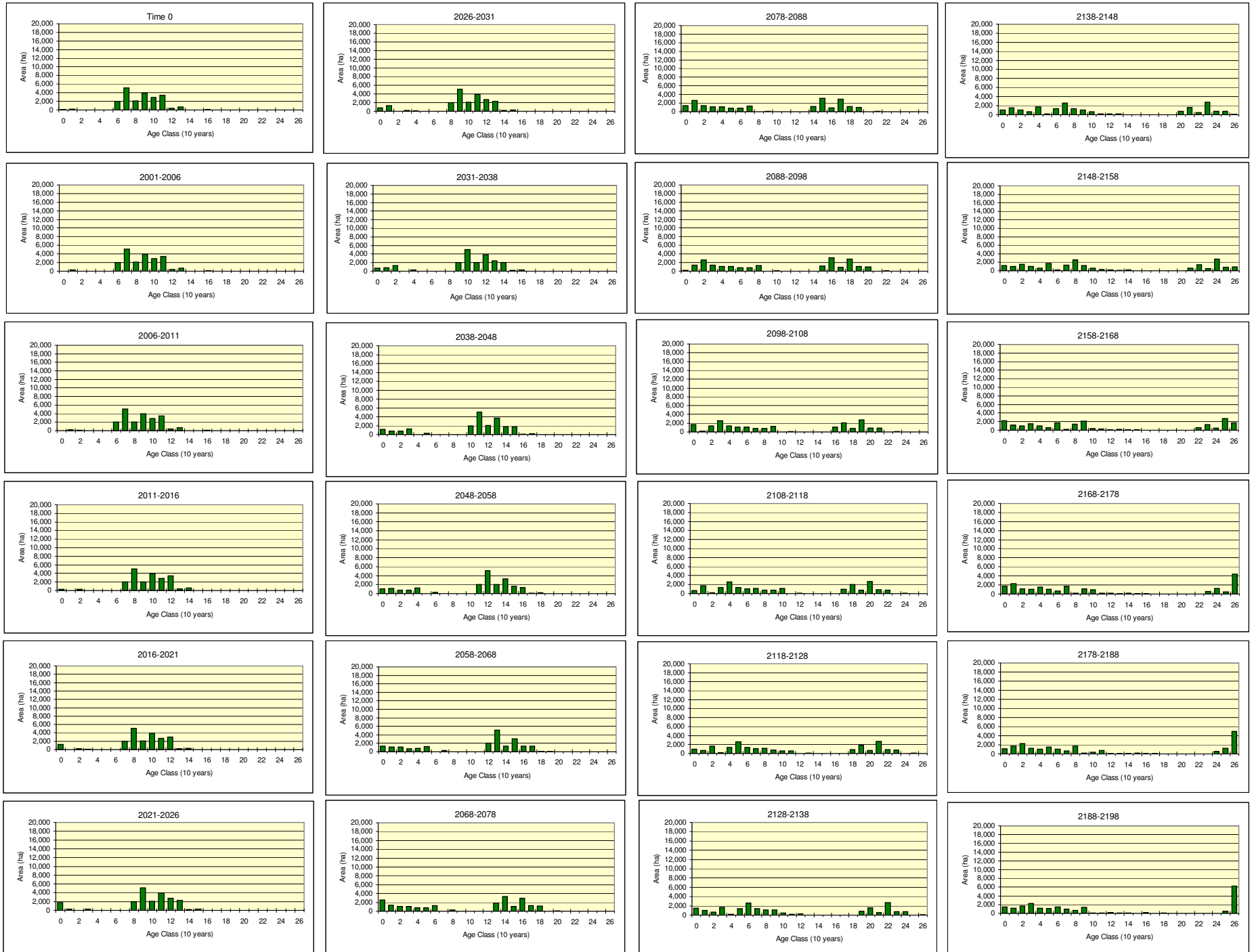
Note: values in tables are rounded



Ten Year Age Classes																													
Period	0	1	2	3	4	5	6	7	8	9	10	11	12	13	14	15	16	17	18	19	20	21	22	23	24	25	26	Total	
Time 0	51	212	0	0	8	10	1,994	5,094	2,065	3,963	2,889	3,454	381	734	0	0	121	0	0	0	0	0	0	0	0	0	0	0	20,976
2001-2006	28	263	0	0	8	10	1,994	5,094	2,065	3,958	2,867	3,453	381	734	0	0	121	0	0	0	0	0	0	0	0	0	0	0	20,976
2006-2011	28	181	82	0	8	10	1,994	5,094	2,065	3,958	2,867	3,453	381	734	0	0	121	0	0	0	0	0	0	0	0	0	0	0	20,976
2011-2016	273	28	263	0	0	8	10	1,994	5,094	2,065	3,934	2,847	3,448	381	586	0	0	44	0	0	0	0	0	0	0	0	0	0	20,976
2016-2021	1,271	28	181	82	0	8	10	1,994	5,094	2,065	3,908	2,735	3,047	206	312	0	0	36	0	0	0	0	0	0	0	0	0	0	20,976
2021-2026	1,771	273	28	263	0	0	8	10	1,994	5,094	2,065	3,906	2,722	2,290	206	311	0	0	36	0	0	0	0	0	0	0	0	0	20,976
2026-2031	773	1,271	28	181	82	0	8	10	1,994	5,094	2,065	3,906	2,722	2,290	206	311	0	0	36	0	0	0	0	0	0	0	0	0	20,976
2031-2038	754	773	1,271	28	263	0	0	8	10	1,994	5,094	2,065	3,805	2,442	1,981	165	298	0	0	25	0	0	0	0	0	0	0	0	20,976
2038-2048	1,124	754	773	1,271	28	263	0	0	8	10	1,994	5,094	2,065	3,750	1,768	1,756	128	176	0	0	15	0	0	0	0	0	0	0	20,976
2048-2058	1,079	1,124	754	773	1,271	28	263	0	0	8	10	1,994	5,094	2,065	3,307	1,630	1,316	81	164	0	0	15	0	0	0	0	0	0	20,976
2058-2068	1,365	1,079	1,124	754	773	1,271	28	263	0	0	8	10	1,994	5,094	1,323	3,068	1,322	1,287	67	131	0	0	15	0	0	0	0	0	20,976
2068-2078	2,580	1,365	1,079	1,124	754	773	1,271	28	263	0	0	8	10	1,824	3,355	1,108	2,920	1,253	1,147	31	70	0	0	15	0	0	0	0	20,976
2078-2088	1,371	2,580	1,365	1,079	1,124	754	773	1,271	28	130	0	0	0	5	1,226	3,105	926	2,901	1,176	1,048	30	70	0	0	15	0	0	0	20,976
2088-2098	214	1,371	2,580	1,365	1,079	1,124	754	773	1,271	28	130	0	0	5	1,226	3,105	857	2,833	1,131	1,015	30	70	0	0	15	0	0	0	20,976
2098-2108	1,691	214	1,371	2,580	1,365	1,079	1,124	754	773	1,271	28	87	0	0	0	1	1,101	2,062	790	2,736	923	911	30	70	0	0	15	0	20,976
2108-2118	650	1,691	214	1,371	2,580	1,365	1,079	1,124	754	773	1,128	6	70	0	0	0	1	973	1,977	735	2,736	824	813	30	70	0	15	0	20,976
2118-2128	1,006	650	1,691	214	1,371	2,580	1,365	1,079	1,124	754	558	581	6	70	0	0	0	1	901	1,847	692	2,736	824	813	30	70	15	0	20,976
2128-2138	1,493	1,006	650	1,691	214	1,371	2,580	1,365	1,079	1,124	476	187	297	6	16	0	0	0	1	837	1,598	564	2,736	783	790	30	85	0	20,976
2138-2148	1,055	1,493	1,006	650	1,691	214	1,371	2,580	1,365	1,079	660	195	156	168	0	16	0	0	0	1	746	1,598	510	2,736	783	790	115	0	20,976
2148-2158	1,192	1,055	1,493	1,006	650	1,691	214	1,371	2,580	1,233	660	352	195	86	168	0	16	0	0	0	1	618	1,462	510	2,736	783	905	0	20,976
2158-2168	2,272	1,192	1,055	1,493	1,006	650	1,691	214	1,371	2,137	383	261	100	165	86	77	0	16	0	0	1	566	1,308	510	2,736	1,688	0	0	20,976
2168-2178	1,689	2,272	1,192	1,055	1,493	1,006	650	1,691	214	1,148	1,003	183	193	82	165	86	77	0	16	0	0	1	566	1,264	510	4,424	0	0	20,976
2178-2188	1,153	1,689	2,272	1,192	1,055	1,493	1,006	650	1,691	214	391	795	142	79	48	165	86	77	0	16	0	0	1	566	1,264	4,934	0	0	20,976
2188-2198	1,511	1,153	1,689	2,272	1,192	1,055	1,493	1,006	650	1,357	121	125	241	69	79	0	165	0	77	0	0	0	0	1	523	6,197	0	0	20,976

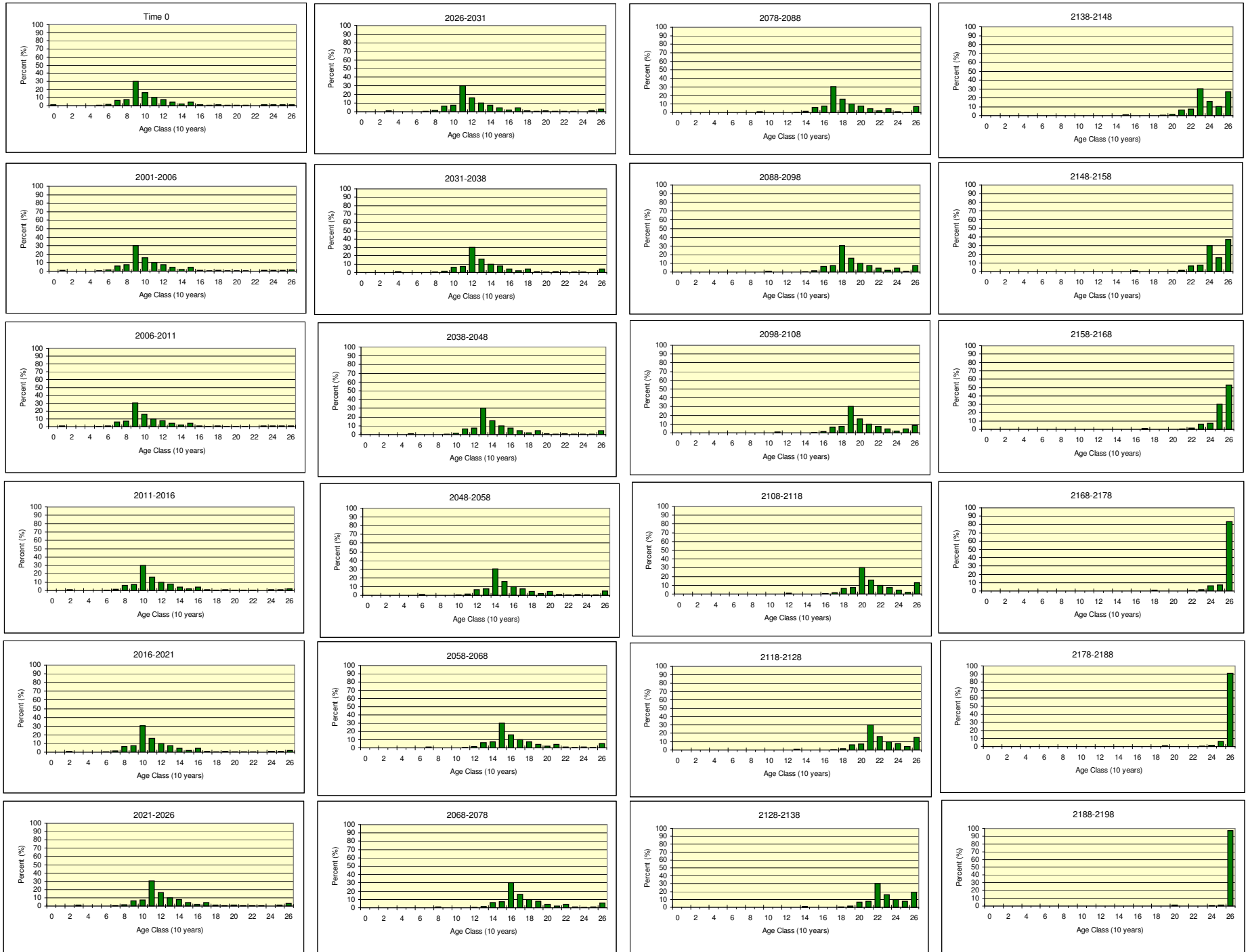
Age Range	0	1-10	11-20	21-30	31-40	41-50	51-60	61-70	71-80	81-90	91-100	101-110	111-120	121-130	131-140	141-150	151-160	161-170	171-180	181-190	191-200	201-210	211-220	221-230	231-240	241-250	251+
-----------	---	------	-------	-------	-------	-------	-------	-------	-------	-------	--------	---------	---------	---------	---------	---------	---------	---------	---------	---------	---------	---------	---------	---------	---------	---------	------

Note: values in tables are rounded



Period	Ten Year Age Classes																										Total		
	0	1	2	3	4	5	6	7	8	9	10	11	12	13	14	15	16	17	18	19	20	21	22	23	24	25		26	
Time 0	1	0	0	0	0	0	1	6	7	30	16	10	8	4	2	4	1	1	1	0	0	1	0	1	1	1	1	100	
2001-2006	0	1	0	0	0	0	1	6	7	30	16	10	8	4	2	4	1	1	1	0	0	1	0	1	1	1	1	100	
2006-2011	0	1	0	0	0	0	1	6	7	30	16	10	8	4	2	4	1	1	1	0	0	1	0	1	1	1	1	100	
2011-2016	0	0	1	0	0	0	0	1	6	7	30	16	10	8	4	2	4	1	1	1	0	0	1	0	1	1	1	2	100
2016-2021	0	0	1	0	0	0	0	1	6	7	30	16	10	8	4	2	4	1	1	1	0	0	1	0	1	1	1	2	100
2021-2026	0	0	0	1	0	0	0	0	1	6	7	30	16	10	8	4	2	4	1	1	1	0	0	1	0	1	1	3	100
2026-2031	0	0	0	1	0	0	0	0	1	6	7	30	16	10	8	4	2	4	1	1	1	0	0	1	0	1	1	3	100
2031-2038	0	0	0	0	1	0	0	0	0	1	6	7	30	16	10	8	4	2	4	1	1	1	0	0	1	0	1	4	100
2038-2048	0	0	0	0	0	1	0	0	0	0	1	6	7	30	16	10	8	4	2	4	1	1	1	0	0	1	1	4	100
2048-2058	0	0	0	0	0	0	1	0	0	0	1	6	7	30	16	10	8	4	2	4	1	1	1	0	0	1	1	5	100
2058-2068	0	0	0	0	0	0	0	1	0	0	0	0	1	6	7	30	16	10	8	4	2	4	1	1	1	1	0	5	100
2068-2078	0	0	0	0	0	0	0	0	1	0	0	0	0	1	6	7	30	16	10	8	4	2	4	1	1	1	1	6	100
2078-2088	0	0	0	0	0	0	0	0	0	1	0	0	0	0	1	6	7	30	16	10	8	4	2	4	1	1	1	7	100
2088-2098	0	0	0	0	0	0	0	0	0	0	1	0	0	0	1	6	7	30	16	10	8	4	2	4	1	1	1	8	100
2098-2108	0	0	0	0	0	0	0	0	0	0	0	1	0	0	0	1	6	7	30	16	10	8	4	2	4	2	4	8	100
2108-2118	0	0	0	0	0	0	0	0	0	0	0	0	1	0	0	0	0	1	6	7	30	16	10	8	4	2	13	100	
2118-2128	0	0	0	0	0	0	0	0	0	0	0	0	0	1	0	0	0	0	1	6	7	30	16	10	8	4	15	100	
2128-2138	0	0	0	0	0	0	0	0	0	0	0	0	0	0	1	0	0	0	0	1	6	7	30	16	10	8	19	100	
2138-2148	0	0	0	0	0	0	0	0	0	0	0	0	0	0	0	1	0	0	0	0	1	6	7	30	16	10	27	100	
2148-2158	0	0	0	0	0	0	0	0	0	0	0	0	0	0	0	1	0	0	0	0	1	6	7	30	16	37	100		
2158-2168	0	0	0	0	0	0	0	0	0	0	0	0	0	0	0	0	1	0	0	0	0	1	6	7	30	53	100		
2168-2178	0	0	0	0	0	0	0	0	0	0	0	0	0	0	0	0	0	0	1	0	0	0	0	0	1	6	7	83	100
2178-2188	0	0	0	0	0	0	0	0	0	0	0	0	0	0	0	0	0	0	0	1	0	0	0	0	1	6	91	100	
2188-2198	0	0	0	0	0	0	0	0	0	0	0	0	0	0	0	0	0	0	0	0	1	0	0	0	0	1	97	100	
Age Range	0	1-10	11-20	21-30	31-40	41-50	51-60	61-70	71-80	81-90	91-100	101-110	111-120	121-130	131-140	141-150	151-160	161-170	171-180	181-190	191-200	201-210	211-220	221-230	231-240	241-250	251+		

Note: Values in tables are rounded

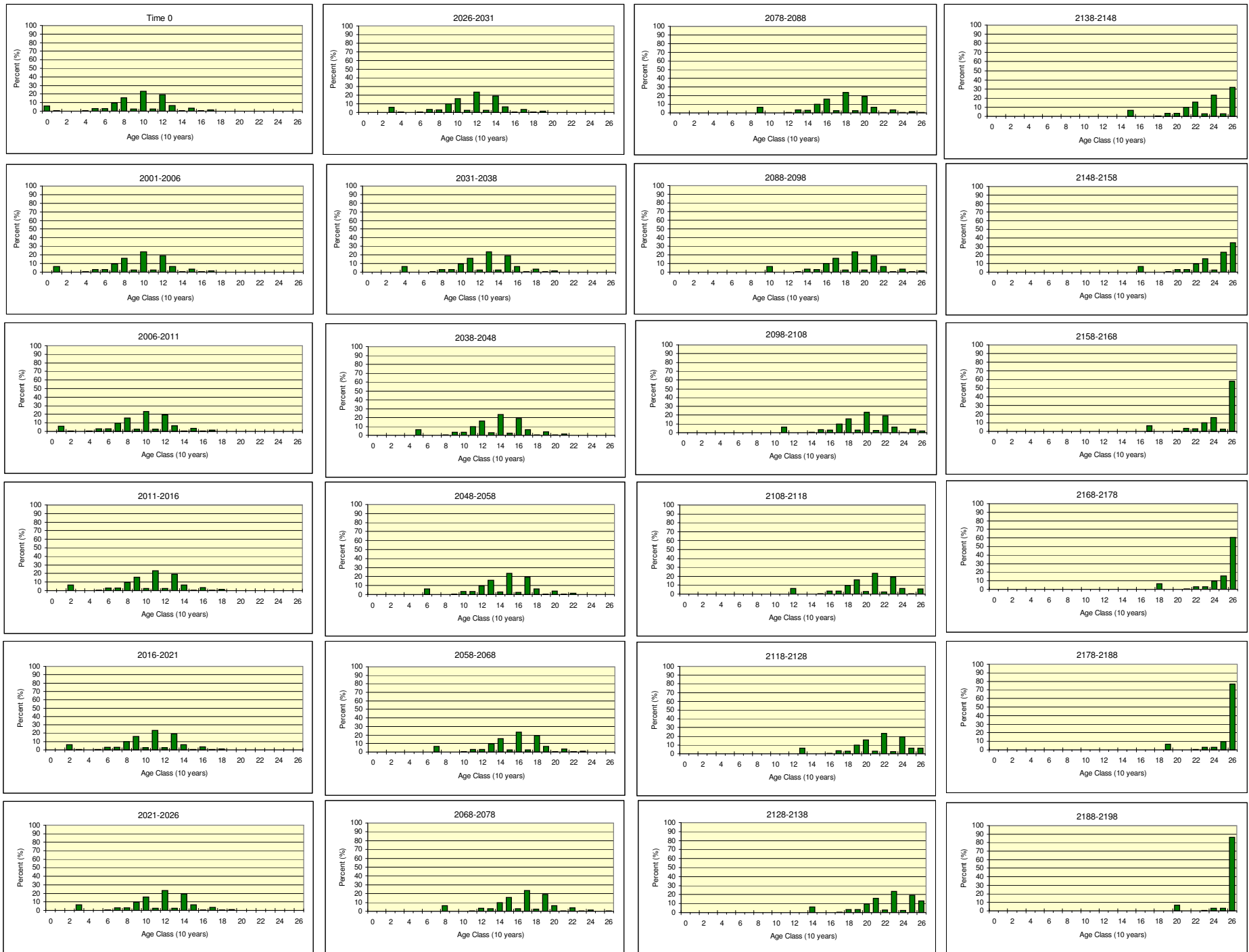


Period	Ten Year Age Classes																										Total								
	0	1	2	3	4	5	6	7	8	9	10	11	12	13	14	15	16	17	18	19	20	21	22	23	24	25		26							
Time 0	0	0	0	0	0	0	1	1	4	32	30	8	17	1	3	3	0	1	0	0	0	0	0	0	0	0	0	100							
2001-2006	0	0	0	0	0	0	1	1	4	32	30	8	17	1	3	3	0	1	0	0	0	0	0	0	0	0	0	100							
2006-2011	0	0	0	0	0	0	1	1	4	32	30	8	17	1	3	3	0	1	0	0	0	0	0	0	0	0	0	100							
2011-2016	0	0	0	0	0	0	0	1	1	4	32	30	8	17	1	3	3	0	1	0	0	0	0	0	0	0	0	100							
2016-2021	0	0	0	0	0	0	0	1	1	4	32	30	8	17	1	3	3	0	1	0	0	0	0	0	0	0	0	100							
2021-2026	0	0	0	0	0	0	0	0	1	1	4	32	30	8	17	1	3	3	0	1	0	0	0	0	0	0	0	100							
2026-2031	0	0	0	0	0	0	0	1	1	4	32	30	8	17	1	3	3	0	1	0	0	0	0	0	0	0	0	100							
2031-2038	0	0	0	0	0	0	0	0	1	1	4	32	30	8	17	1	3	3	0	1	0	0	0	0	0	0	0	100							
2038-2048	0	0	0	0	0	0	0	0	0	1	1	4	32	30	8	17	1	3	3	0	1	0	0	0	0	0	0	100							
2048-2058	0	0	0	0	0	0	0	0	0	1	1	4	32	30	8	17	1	3	3	0	1	0	0	0	0	0	0	100							
2058-2068	0	0	0	0	0	0	0	0	0	0	1	1	4	32	30	8	17	1	3	3	0	1	0	0	0	0	0	100							
2068-2078	0	0	0	0	0	0	0	0	0	0	0	1	1	4	32	30	8	17	1	3	3	0	1	0	0	0	0	100							
2078-2088	0	0	0	0	0	0	0	0	0	0	0	0	1	1	4	32	30	8	17	1	3	3	0	1	0	0	0	100							
2088-2098	0	0	0	0	0	0	0	0	0	0	0	0	0	1	1	4	32	30	8	17	1	3	3	0	1	0	0	100							
2098-2108	0	0	0	0	0	0	0	0	0	0	0	0	0	0	1	1	4	32	30	8	17	1	3	3	0	1	0	100							
2108-2118	0	0	0	0	0	0	0	0	0	0	0	0	0	0	0	1	1	4	32	30	8	17	1	3	3	0	1	100							
2118-2128	0	0	0	0	0	0	0	0	0	0	0	0	0	0	0	0	1	1	4	32	30	8	17	1	3	3	0	100							
2128-2138	0	0	0	0	0	0	0	0	0	0	0	0	0	0	0	0	0	1	1	4	32	30	8	17	1	3	3	0	100						
2138-2148	0	0	0	0	0	0	0	0	0	0	0	0	0	0	0	0	0	0	1	1	4	32	30	8	17	1	3	3	0	100					
2148-2158	0	0	0	0	0	0	0	0	0	0	0	0	0	0	0	0	0	0	0	1	1	4	32	30	8	17	1	3	3	0	100				
2158-2168	0	0	0	0	0	0	0	0	0	0	0	0	0	0	0	0	0	0	0	0	1	1	4	32	30	8	17	1	3	3	0	100			
2168-2178	0	0	0	0	0	0	0	0	0	0	0	0	0	0	0	0	0	0	0	0	0	1	1	4	32	30	8	17	1	3	3	0	100		
2178-2188	0	0	0	0	0	0	0	0	0	0	0	0	0	0	0	0	0	0	0	0	0	0	1	1	4	32	30	8	17	1	3	3	0	100	
2188-2198	0	0	0	0	0	0	0	0	0	0	0	0	0	0	0	0	0	0	0	0	0	0	0	1	1	4	32	30	8	17	1	3	3	0	100
Age Range	0	1-10	11-20	21-30	31-40	41-50	51-60	61-70	71-80	81-90	91-100	101-110	111-120	121-130	131-140	141-150	151-160	161-170	171-180	181-190	191-200	201-210	211-220	221-230	231-240	241-250	251+								

Note: Values in tables are rounded

Period	Ten Year Age Classes																										Total	
	0	1	2	3	4	5	6	7	8	9	10	11	12	13	14	15	16	17	18	19	20	21	22	23	24	25		26
Time 0	6	0	0	0	1	3	3	10	16	3	23	3	19	6	0	4	0	1	0	0	0	0	0	0	0	0	0	100
2001-2006	0	6	0	0	1	3	3	10	16	3	23	3	19	6	0	4	0	1	0	0	0	0	0	0	0	0	0	100
2006-2011	0	6	0	0	1	3	3	10	16	3	23	3	19	6	0	4	0	1	0	0	0	0	0	0	0	0	0	100
2011-2016	0	0	6	0	0	1	3	3	10	16	3	23	3	19	6	0	4	0	1	0	0	0	0	0	0	0	0	100
2016-2021	0	0	6	0	0	1	3	3	10	16	3	23	3	19	6	0	4	0	1	0	0	0	0	0	0	0	0	100
2021-2026	0	0	0	6	0	0	1	3	3	10	16	3	23	3	19	6	0	4	0	1	0	0	0	0	0	0	0	100
2026-2031	0	0	0	6	0	0	1	3	3	10	16	3	23	3	19	6	0	4	0	1	0	0	0	0	0	0	0	100
2031-2038	0	0	0	0	6	0	0	1	3	3	10	16	3	23	3	19	6	0	4	0	1	0	0	0	0	0	0	100
2038-2048	0	0	0	0	0	6	0	0	1	3	3	10	16	3	23	3	19	6	0	4	0	1	0	0	0	0	0	100
2048-2058	0	0	0	0	0	0	6	0	0	1	3	3	10	16	3	23	3	19	6	0	4	0	1	0	0	0	0	100
2058-2068	0	0	0	0	0	0	0	6	0	0	1	3	3	10	16	3	23	3	19	6	0	4	0	1	0	0	0	100
2068-2078	0	0	0	0	0	0	0	0	6	0	0	1	3	3	10	16	3	23	3	19	6	0	4	0	1	0	0	100
2078-2088	0	0	0	0	0	0	0	0	0	6	0	0	1	3	3	10	16	3	23	3	19	6	0	4	0	1	0	100
2088-2098	0	0	0	0	0	0	0	0	0	0	6	0	0	1	3	3	10	16	3	23	3	19	6	0	4	0	2	100
2098-2108	0	0	0	0	0	0	0	0	0	0	0	6	0	0	1	3	3	10	16	3	23	3	19	6	0	4	2	100
2108-2118	0	0	0	0	0	0	0	0	0	0	0	0	6	0	0	1	3	3	10	16	3	23	3	19	6	0	6	100
2118-2128	0	0	0	0	0	0	0	0	0	0	0	0	0	6	0	0	1	3	3	10	16	3	23	3	19	6	6	100
2128-2138	0	0	0	0	0	0	0	0	0	0	0	0	0	0	6	0	0	1	3	3	10	16	3	23	3	19	13	100
2138-2148	0	0	0	0	0	0	0	0	0	0	0	0	0	0	0	6	0	0	1	3	3	10	16	3	23	3	32	100
2148-2158	0	0	0	0	0	0	0	0	0	0	0	0	0	0	0	0	6	0	0	1	3	3	10	16	3	23	35	100
2158-2168	0	0	0	0	0	0	0	0	0	0	0	0	0	0	0	0	0	6	0	0	1	3	3	10	16	3	58	100
2168-2178	0	0	0	0	0	0	0	0	0	0	0	0	0	0	0	0	0	0	6	0	0	1	3	3	10	16	61	100
2178-2188	0	0	0	0	0	0	0	0	0	0	0	0	0	0	0	0	0	0	0	6	0	0	1	3	3	10	77	100
2188-2198	0	0	0	0	0	0	0	0	0	0	0	0	0	0	0	0	0	0	0	0	6	0	0	1	3	3	86	100
Age Range	0	1-10	11-20	21-30	31-40	41-50	51-60	61-70	71-80	81-90	91-100	101-110	111-120	121-130	131-140	141-150	151-160	161-170	171-180	181-190	191-200	201-210	211-220	221-230	231-240	241-250	251+	

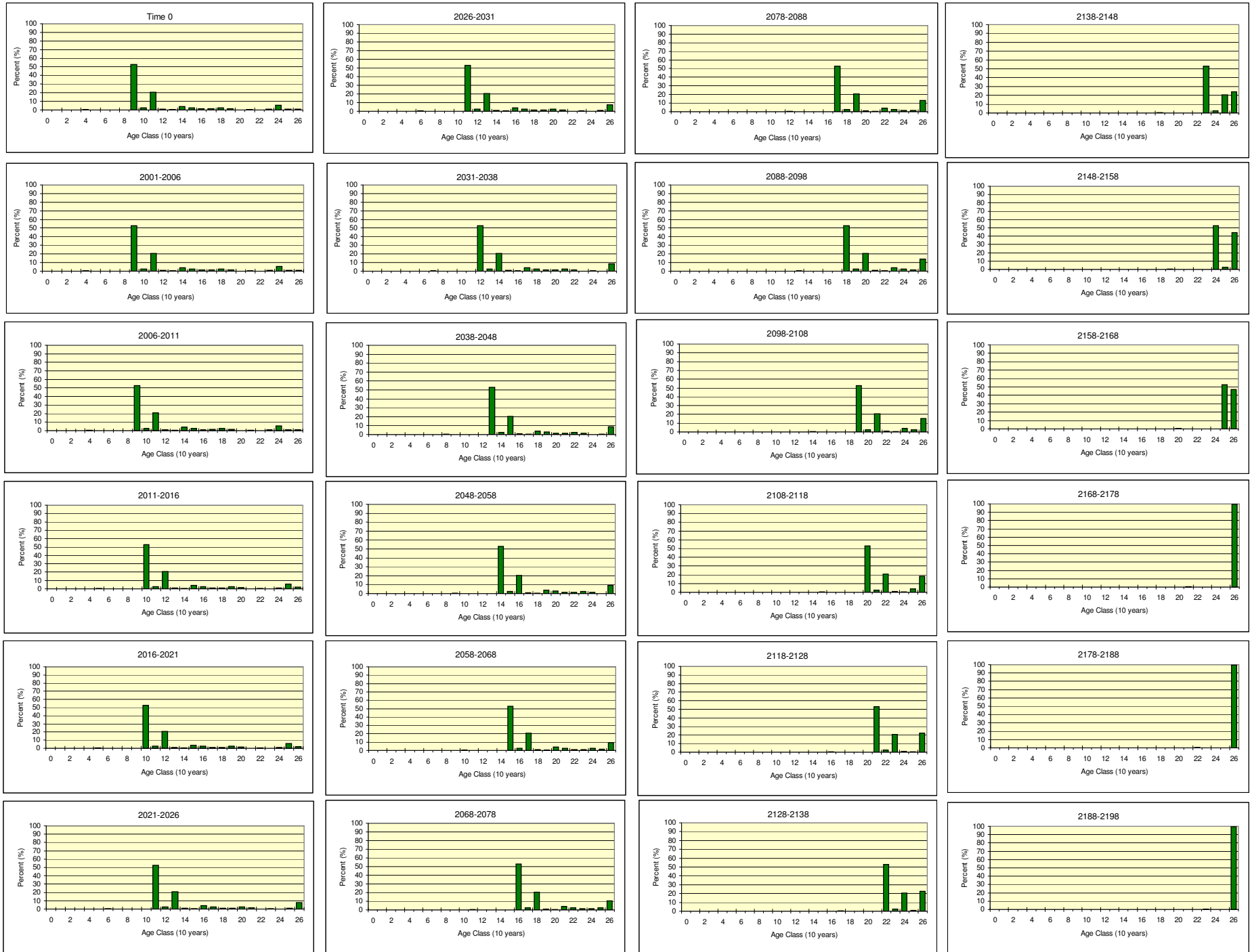
Note: Values in tables are rounded



Period	Ten Year Age Classes																										Total		
	0	1	2	3	4	5	6	7	8	9	10	11	12	13	14	15	16	17	18	19	20	21	22	23	24	25		26	
Time 0	0	0	0	0	0	0	0	0	0	53	2	21	1	1	4	3	1	1	2	1	0	0	0	1	6	1	1	100	
2001-2006	0	0	0	0	0	0	0	0	0	53	2	21	1	1	4	3	1	1	2	1	0	0	0	1	6	1	1	100	
2006-2011	0	0	0	0	0	0	0	0	0	53	2	21	1	1	4	3	1	1	2	1	0	0	0	1	6	1	1	100	
2011-2016	0	0	0	0	0	0	0	0	0	53	2	21	1	1	4	3	1	1	2	1	0	0	0	1	6	1	6	2	100
2016-2021	0	0	0	0	0	0	0	0	0	53	2	21	1	1	4	3	1	1	2	1	0	0	0	0	1	6	2	100	
2021-2026	0	0	0	0	0	0	0	0	0	53	2	21	1	1	4	3	1	1	2	1	0	0	0	0	1	6	2	100	
2026-2031	0	0	0	0	0	0	0	0	0	53	2	21	1	1	4	3	1	1	2	1	0	0	0	0	1	6	2	100	
2031-2038	0	0	0	0	0	0	0	0	0	53	2	21	1	1	4	3	1	1	2	1	0	0	0	0	0	0	0	9	100
2038-2048	0	0	0	0	0	0	0	0	0	53	2	21	1	1	4	3	1	1	2	1	0	0	0	0	0	0	0	9	100
2048-2058	0	0	0	0	0	0	0	0	0	53	2	21	1	1	4	3	1	1	2	1	0	0	0	0	0	0	0	9	100
2058-2068	0	0	0	0	0	0	0	0	0	53	2	21	1	1	4	3	1	1	2	1	0	0	0	0	0	0	0	9	100
2068-2078	0	0	0	0	0	0	0	0	0	53	2	21	1	1	4	3	1	1	2	1	0	0	0	0	0	0	0	9	100
2078-2088	0	0	0	0	0	0	0	0	0	53	2	21	1	1	4	3	1	1	2	1	0	0	0	0	0	0	0	13	100
2088-2098	0	0	0	0	0	0	0	0	0	53	2	21	1	1	4	3	1	1	2	1	0	0	0	0	0	0	0	14	100
2098-2108	0	0	0	0	0	0	0	0	0	53	2	21	1	1	4	3	1	1	2	1	0	0	0	0	0	0	0	15	100
2108-2118	0	0	0	0	0	0	0	0	0	53	2	21	1	1	4	3	1	1	2	1	0	0	0	0	0	0	0	18	100
2118-2128	0	0	0	0	0	0	0	0	0	53	2	21	1	1	4	3	1	1	2	1	0	0	0	0	0	0	0	22	100
2128-2138	0	0	0	0	0	0	0	0	0	53	2	21	1	1	4	3	1	1	2	1	0	0	0	0	0	0	0	23	100
2138-2148	0	0	0	0	0	0	0	0	0	53	2	21	1	1	4	3	1	1	2	1	0	0	0	0	0	0	0	24	100
2148-2158	0	0	0	0	0	0	0	0	0	53	2	21	1	1	4	3	1	1	2	1	0	0	0	0	0	0	0	44	100
2158-2168	0	0	0	0	0	0	0	0	0	53	2	21	1	1	4	3	1	1	2	1	0	0	0	0	0	0	0	47	100
2168-2178	0	0	0	0	0	0	0	0	0	53	2	21	1	1	4	3	1	1	2	1	0	0	0	0	0	0	0	100	100
2178-2188	0	0	0	0	0	0	0	0	0	53	2	21	1	1	4	3	1	1	2	1	0	0	0	0	0	0	0	100	100
2188-2198	0	0	0	0	0	0	0	0	0	53	2	21	1	1	4	3	1	1	2	1	0	0	0	0	0	0	0	100	100

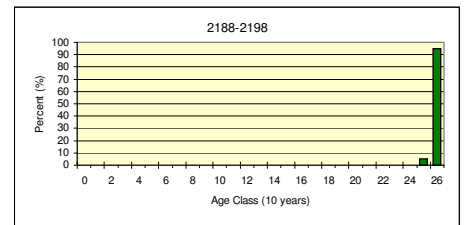
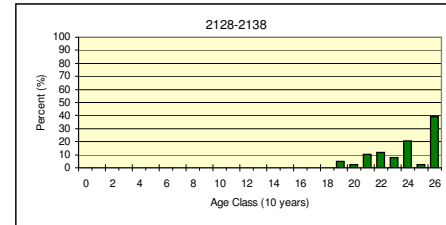
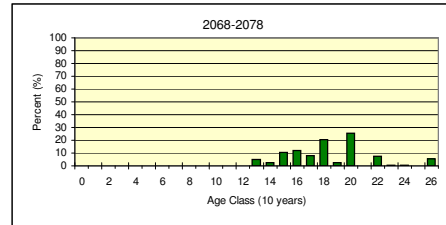
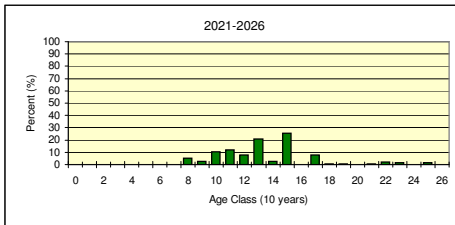
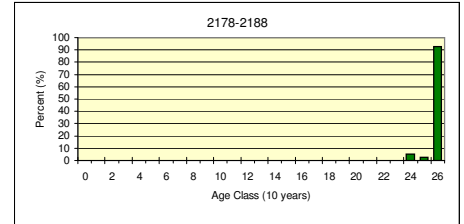
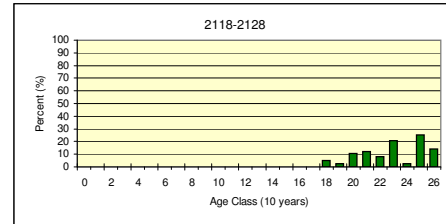
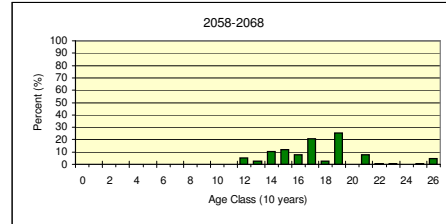
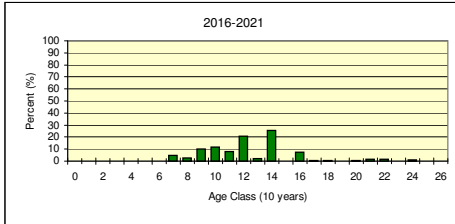
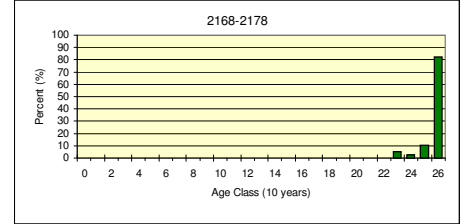
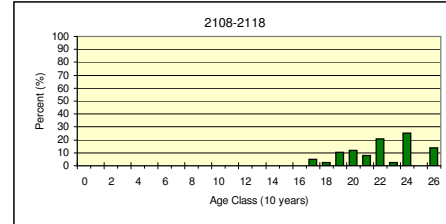
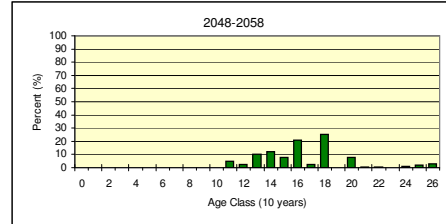
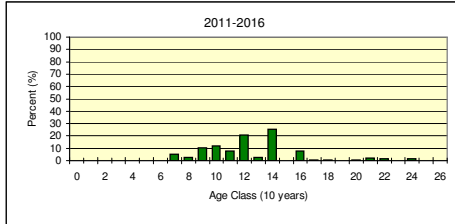
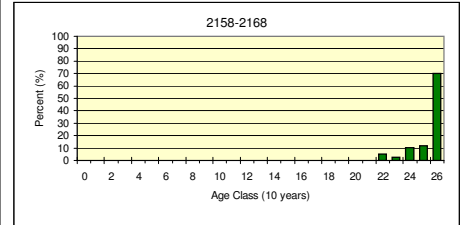
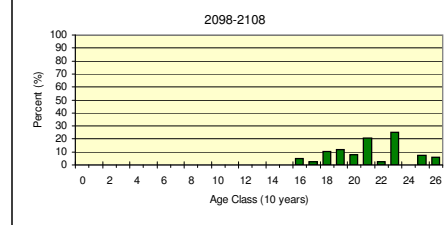
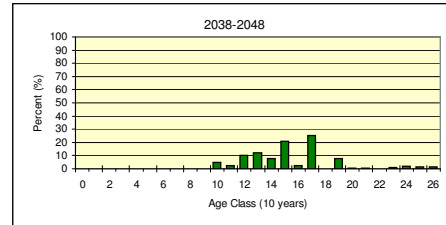
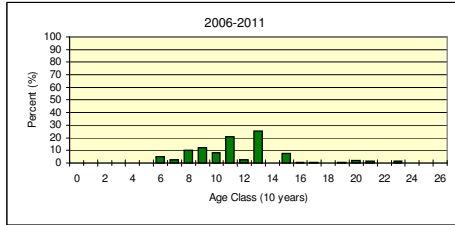
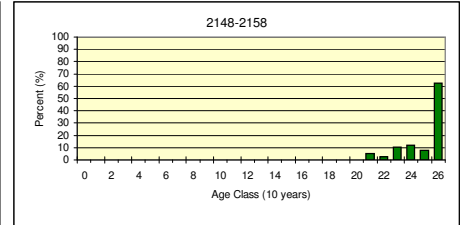
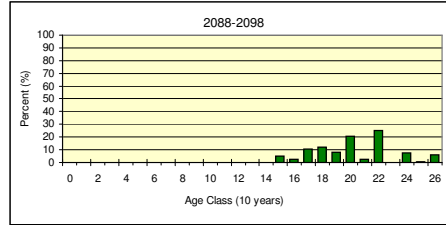
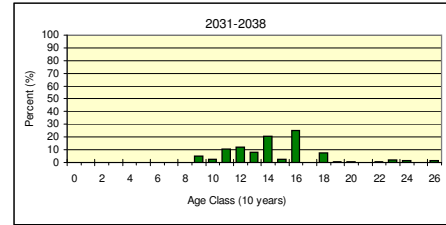
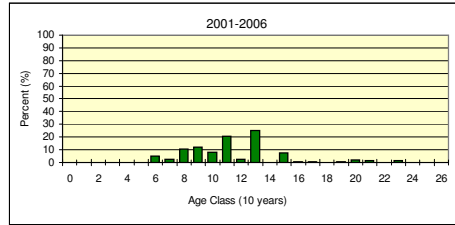
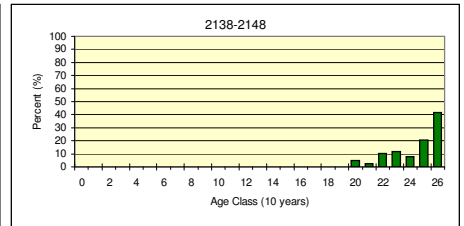
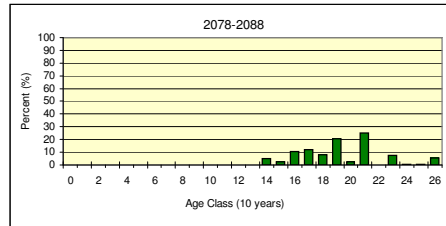
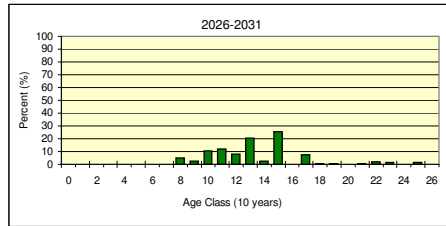
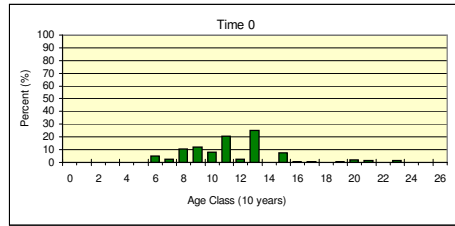
Age Range	0	1-10	11-20	21-30	31-40	41-50	51-60	61-70	71-80	81-90	91-100	101-110	111-120	121-130	131-140	141-150	151-160	161-170	171-180	181-190	191-200	201-210	211-220	221-230	231-240	241-250	251+
-----------	---	------	-------	-------	-------	-------	-------	-------	-------	-------	--------	---------	---------	---------	---------	---------	---------	---------	---------	---------	---------	---------	---------	---------	---------	---------	------

Note: Values in tables are rounded



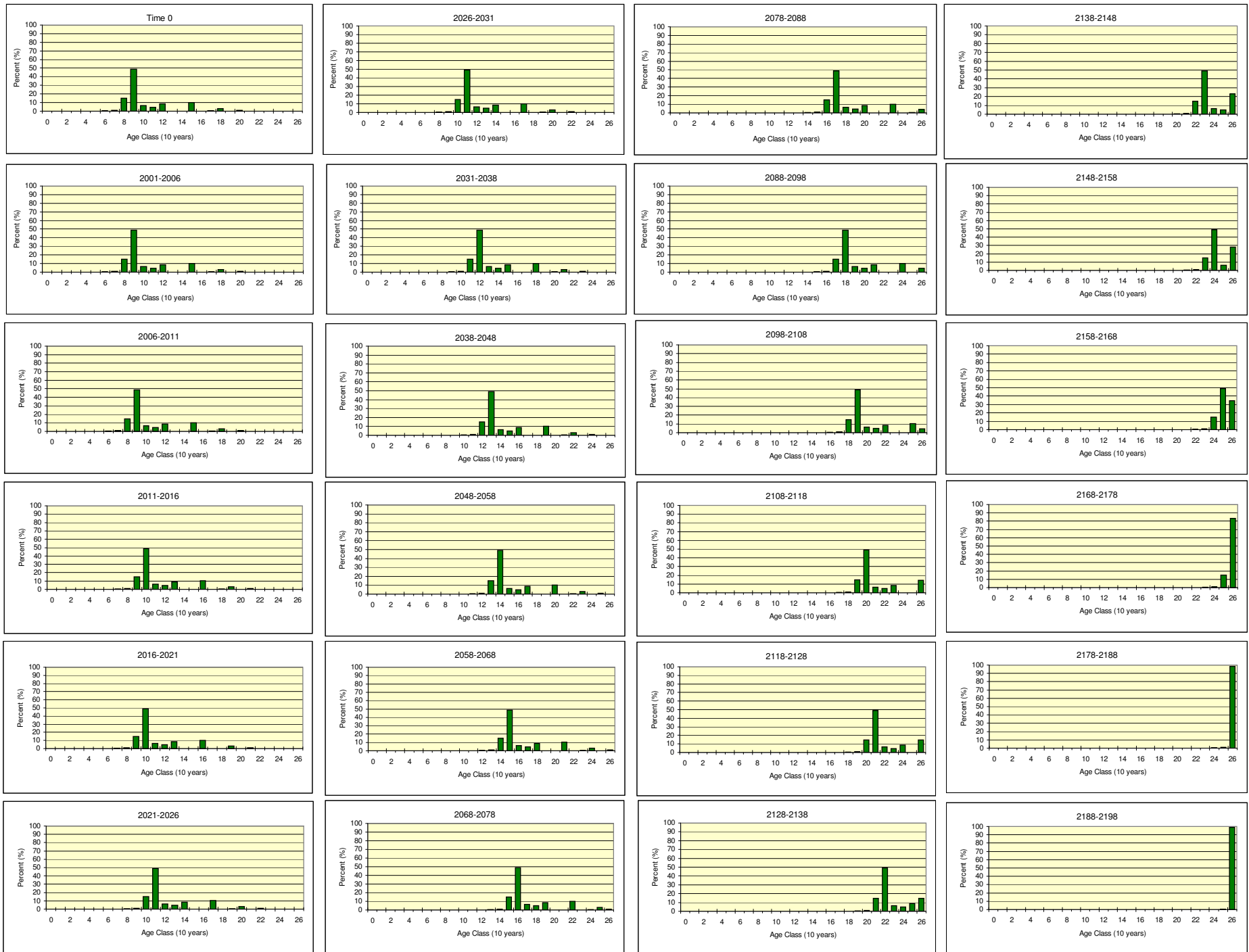
Period	Ten Year Age Classes																										Total	
	0	1	2	3	4	5	6	7	8	9	10	11	12	13	14	15	16	17	18	19	20	21	22	23	24	25		26
Time 0	0	0	0	0	0	0	5	2	10	12	8	21	2	25	0	8	0	0	0	1	2	2	0	1	0	0	0	100
2001-2006	0	0	0	0	0	0	5	2	10	12	8	21	2	25	0	8	0	0	0	1	2	2	0	1	0	0	0	100
2006-2011	0	0	0	0	0	0	5	2	10	12	8	21	2	25	0	8	0	0	0	1	2	2	0	1	0	0	0	100
2011-2016	0	0	0	0	0	0	0	5	2	10	12	8	21	2	25	0	8	0	0	0	1	2	2	0	1	0	0	100
2016-2021	0	0	0	0	0	0	0	5	2	10	12	8	21	2	25	0	8	0	0	0	1	2	2	0	1	0	0	100
2021-2026	0	0	0	0	0	0	0	0	5	2	10	12	8	21	2	25	0	8	0	0	0	1	2	2	0	1	0	100
2026-2031	0	0	0	0	0	0	0	0	5	2	10	12	8	21	2	25	0	8	0	0	0	1	2	2	0	1	0	100
2031-2038	0	0	0	0	0	0	0	0	0	5	2	10	12	8	21	2	25	0	8	0	0	0	1	2	2	0	1	100
2038-2048	0	0	0	0	0	0	0	0	0	0	5	2	10	12	8	21	2	25	0	8	0	0	0	1	2	2	1	100
2048-2058	0	0	0	0	0	0	0	0	0	0	0	5	2	10	12	8	21	2	25	0	8	0	0	0	1	2	3	100
2058-2068	0	0	0	0	0	0	0	0	0	0	0	0	5	2	10	12	8	21	2	25	0	8	0	0	0	1	5	100
2068-2078	0	0	0	0	0	0	0	0	0	0	0	0	0	5	2	10	12	8	21	2	25	0	8	0	0	0	5	100
2078-2088	0	0	0	0	0	0	0	0	0	0	0	0	0	0	5	2	10	12	8	21	2	25	0	8	0	0	5	100
2088-2098	0	0	0	0	0	0	0	0	0	0	0	0	0	0	0	5	2	10	12	8	21	2	25	0	8	0	6	100
2098-2108	0	0	0	0	0	0	0	0	0	0	0	0	0	0	0	0	5	2	10	12	8	21	2	25	0	8	6	100
2108-2118	0	0	0	0	0	0	0	0	0	0	0	0	0	0	0	0	0	5	2	10	12	8	21	2	25	0	14	100
2118-2128	0	0	0	0	0	0	0	0	0	0	0	0	0	0	0	0	0	0	5	2	10	12	8	21	2	25	14	100
2128-2138	0	0	0	0	0	0	0	0	0	0	0	0	0	0	0	0	0	0	0	5	2	10	12	8	21	2	39	100
2138-2148	0	0	0	0	0	0	0	0	0	0	0	0	0	0	0	0	0	0	0	0	5	2	10	12	8	21	42	100
2148-2158	0	0	0	0	0	0	0	0	0	0	0	0	0	0	0	0	0	0	0	0	0	5	2	10	12	8	62	100
2158-2168	0	0	0	0	0	0	0	0	0	0	0	0	0	0	0	0	0	0	0	0	0	0	5	2	10	12	70	100
2168-2178	0	0	0	0	0	0	0	0	0	0	0	0	0	0	0	0	0	0	0	0	0	0	0	5	2	10	82	100
2178-2188	0	0	0	0	0	0	0	0	0	0	0	0	0	0	0	0	0	0	0	0	0	0	0	0	5	2	92	100
2188-2198	0	0	0	0	0	0	0	0	0	0	0	0	0	0	0	0	0	0	0	0	0	0	0	0	0	5	95	100
Age Range	0	1-10	11-20	21-30	31-40	41-50	51-60	61-70	71-80	81-90	91-100	101-110	111-120	121-130	131-140	141-150	151-160	161-170	171-180	181-190	191-200	201-210	211-220	221-230	231-240	241-250	251+	

Note: Values in tables are rounded



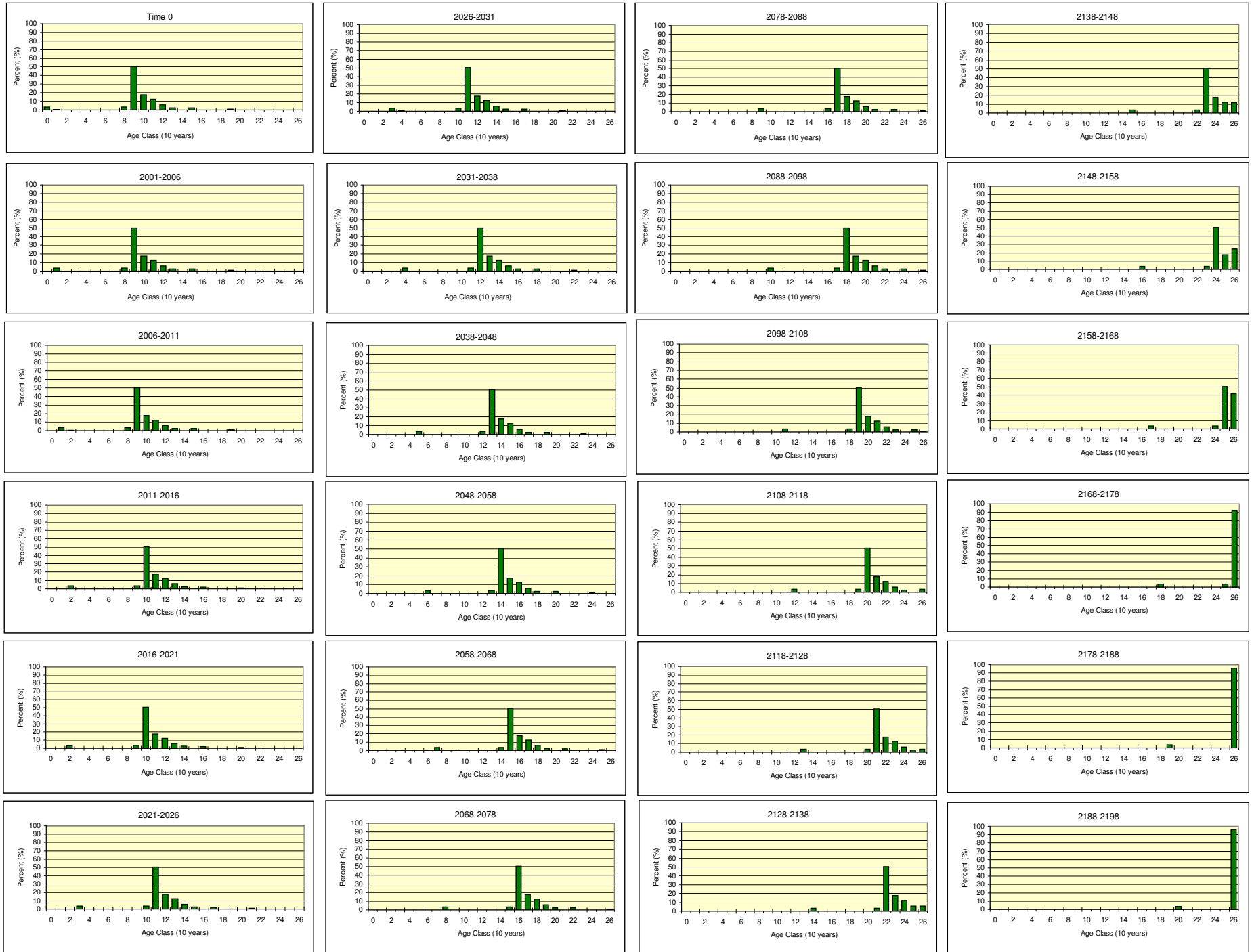
Period	Ten Year Age Classes																										Total	
	0	1	2	3	4	5	6	7	8	9	10	11	12	13	14	15	16	17	18	19	20	21	22	23	24	25		26
Time 0	0	0	0	0	0	0	1	1	15	49	6	5	9	0	0	10	0	0	3	0	1	0	0	0	0	0	0	100
2001-2006	0	0	0	0	0	0	1	1	15	49	6	5	9	0	0	10	0	0	3	0	1	0	0	0	0	0	0	100
2006-2011	0	0	0	0	0	0	1	1	15	49	6	5	9	0	0	10	0	0	3	0	1	0	0	0	0	0	0	100
2011-2016	0	0	0	0	0	0	0	1	1	15	49	6	5	9	0	0	10	0	0	3	0	1	0	0	0	0	0	100
2016-2021	0	0	0	0	0	0	0	1	1	15	49	6	5	9	0	0	10	0	0	3	0	1	0	0	0	0	0	100
2021-2026	0	0	0	0	0	0	0	0	1	1	15	49	6	5	9	0	0	10	0	0	3	0	1	0	0	0	0	100
2026-2031	0	0	0	0	0	0	0	0	1	1	15	49	6	5	9	0	0	10	0	0	3	0	1	0	0	0	0	100
2031-2038	0	0	0	0	0	0	0	0	0	1	1	15	49	6	5	9	0	0	10	0	0	3	0	1	0	0	0	100
2038-2048	0	0	0	0	0	0	0	0	0	0	1	1	15	49	6	5	9	0	0	10	0	0	3	0	1	0	0	100
2048-2058	0	0	0	0	0	0	0	0	0	0	0	1	1	15	49	6	5	9	0	0	10	0	0	3	0	1	0	100
2058-2068	0	0	0	0	0	0	0	0	0	0	0	0	1	1	15	49	6	5	9	0	0	10	0	0	3	0	1	100
2068-2078	0	0	0	0	0	0	0	0	0	0	0	0	0	1	1	15	49	6	5	9	0	0	10	0	0	3	1	100
2078-2088	0	0	0	0	0	0	0	0	0	0	0	0	0	0	1	1	15	49	6	5	9	0	0	10	0	0	4	100
2088-2098	0	0	0	0	0	0	0	0	0	0	0	0	0	0	0	1	1	15	49	6	5	9	0	0	10	0	4	100
2098-2108	0	0	0	0	0	0	0	0	0	0	0	0	0	0	0	0	1	1	15	49	6	5	9	0	0	10	4	100
2108-2118	0	0	0	0	0	0	0	0	0	0	0	0	0	0	0	0	0	1	1	15	49	6	5	9	0	0	15	100
2118-2128	0	0	0	0	0	0	0	0	0	0	0	0	0	0	0	0	0	0	1	1	15	49	6	5	9	0	15	100
2128-2138	0	0	0	0	0	0	0	0	0	0	0	0	0	0	0	0	0	0	0	1	1	15	49	6	5	9	15	100
2138-2148	0	0	0	0	0	0	0	0	0	0	0	0	0	0	0	0	0	0	0	0	1	1	15	49	6	5	23	100
2148-2158	0	0	0	0	0	0	0	0	0	0	0	0	0	0	0	0	0	0	0	0	0	1	1	15	49	6	28	100
2158-2168	0	0	0	0	0	0	0	0	0	0	0	0	0	0	0	0	0	0	0	0	0	0	1	1	15	49	35	100
2168-2178	0	0	0	0	0	0	0	0	0	0	0	0	0	0	0	0	0	0	0	0	0	0	0	1	1	15	83	100
2178-2188	0	0	0	0	0	0	0	0	0	0	0	0	0	0	0	0	0	0	0	0	0	0	0	0	1	1	98	100
2188-2198	0	0	0	0	0	0	0	0	0	0	0	0	0	0	0	0	0	0	0	0	0	0	0	0	0	1	99	100
Age Range	0	1-10	11-20	21-30	31-40	41-50	51-60	61-70	71-80	81-90	91-100	101-110	111-120	121-130	131-140	141-150	151-160	161-170	171-180	181-190	191-200	201-210	211-220	221-230	231-240	241-250	251+	

Note: Values in tables are rounded



Period	Ten Year Age Classes																										Total		
	0	1	2	3	4	5	6	7	8	9	10	11	12	13	14	15	16	17	18	19	20	21	22	23	24	25		26	
Time 0	3	0	0	0	0	0	0	0	4	50	18	12	6	2	0	2	0	0	0	1	0	0	0	0	0	0	0	100	
2001-2006	0	4	0	0	0	0	0	0	4	50	18	12	6	2	0	2	0	0	0	1	0	0	0	0	0	0	0	100	
2006-2011	0	3	0	0	0	0	0	0	4	50	18	12	6	2	0	2	0	0	0	1	0	0	0	0	0	0	0	100	
2011-2016	0	0	4	0	0	0	0	0	0	4	50	18	12	6	2	0	2	0	0	0	1	0	0	0	0	0	0	100	
2016-2021	0	0	3	0	0	0	0	0	0	4	50	18	12	6	2	0	2	0	0	0	1	0	0	0	0	0	0	100	
2021-2026	0	0	0	4	0	0	0	0	0	0	4	50	18	12	6	2	0	2	0	0	0	1	0	0	0	0	0	100	
2026-2031	0	0	0	3	0	0	0	0	0	0	4	50	18	12	6	2	0	2	0	0	0	1	0	0	0	0	0	100	
2031-2038	0	0	0	0	4	0	0	0	0	0	0	4	50	18	12	6	2	0	2	0	0	0	0	1	0	0	0	100	
2038-2048	0	0	0	0	0	4	0	0	0	0	0	0	4	50	18	12	6	2	0	2	0	0	0	1	0	0	0	100	
2048-2058	0	0	0	0	0	0	4	0	0	0	0	0	0	4	50	18	12	6	2	0	2	0	0	0	1	0	0	100	
2058-2068	0	0	0	0	0	0	0	4	0	0	0	0	0	0	4	50	18	12	6	2	0	2	0	0	0	0	1	0	100
2068-2078	0	0	0	0	0	0	0	0	4	0	0	0	0	0	0	4	50	18	12	6	2	0	2	0	0	0	0	1	100
2078-2088	0	0	0	0	0	0	0	0	0	4	0	0	0	0	0	0	4	50	18	12	6	2	0	2	0	0	0	1	100
2088-2098	0	0	0	0	0	0	0	0	0	0	4	0	0	0	0	0	0	4	50	18	12	6	2	0	2	0	0	1	100
2098-2108	0	0	0	0	0	0	0	0	0	0	0	4	0	0	0	0	0	0	4	50	18	12	6	2	0	2	0	1	100
2108-2118	0	0	0	0	0	0	0	0	0	0	0	0	4	0	0	0	0	0	0	4	50	18	12	6	2	0	0	3	100
2118-2128	0	0	0	0	0	0	0	0	0	0	0	0	0	4	0	0	0	0	0	0	4	50	18	12	6	2	0	3	100
2128-2138	0	0	0	0	0	0	0	0	0	0	0	0	0	0	4	0	0	0	0	0	0	4	50	18	12	6	6	6	100
2138-2148	0	0	0	0	0	0	0	0	0	0	0	0	0	0	0	4	0	0	0	0	0	0	4	50	18	12	12	100	
2148-2158	0	0	0	0	0	0	0	0	0	0	0	0	0	0	0	0	4	0	0	0	0	0	0	4	50	18	24	100	
2158-2168	0	0	0	0	0	0	0	0	0	0	0	0	0	0	0	0	0	4	0	0	0	0	0	0	4	50	42	100	
2168-2178	0	0	0	0	0	0	0	0	0	0	0	0	0	0	0	0	0	0	0	4	0	0	0	0	0	0	4	92	100
2178-2188	0	0	0	0	0	0	0	0	0	0	0	0	0	0	0	0	0	0	0	4	0	0	0	0	0	0	0	96	100
2188-2198	0	0	0	0	0	0	0	0	0	0	0	0	0	0	0	0	0	0	0	0	4	0	0	0	0	0	0	96	100
Age Range	0	1-10	11-20	21-30	31-40	41-50	51-60	61-70	71-80	81-90	91-100	101-110	111-120	121-130	131-140	141-150	151-160	161-170	171-180	181-190	191-200	201-210	211-220	221-230	231-240	241-250	251+		

Note: Values in tables are rounded



Period	Ten Year Age Classes																										Total		
	0	1	2	3	4	5	6	7	8	9	10	11	12	13	14	15	16	17	18	19	20	21	22	23	24	25		26	
Time 0	0	0	0	0	0	0	0	12	9	9	12	4	6	10	2	12	2	2	2	0	0	2	0	4	0	4	5	100	
2001-2006	0	0	0	0	0	0	0	12	9	9	12	4	6	10	2	12	2	2	2	0	0	2	0	4	0	4	5	100	
2006-2011	0	0	0	0	0	0	0	12	9	9	12	4	6	10	2	12	2	2	2	0	0	2	0	4	0	4	5	100	
2011-2016	0	0	0	0	0	0	0	0	12	9	9	12	4	6	10	2	12	2	2	2	0	0	2	0	4	0	9	100	
2016-2021	0	0	0	0	0	0	0	0	12	9	9	12	4	6	10	2	12	2	2	2	0	0	2	0	4	0	9	100	
2021-2026	0	0	0	0	0	0	0	0	0	12	9	9	12	4	6	10	2	12	2	2	2	0	0	2	0	4	9	100	
2026-2031	0	0	0	0	0	0	0	0	0	12	9	9	12	4	6	10	2	12	2	2	2	0	0	2	0	4	9	100	
2031-2038	0	0	0	0	0	0	0	0	0	0	12	9	9	12	4	6	10	2	12	2	2	2	0	0	2	0	13	100	
2038-2048	0	0	0	0	0	0	0	0	0	0	0	12	9	9	12	4	6	10	2	12	2	2	2	0	0	2	13	100	
2048-2058	0	0	0	0	0	0	0	0	0	0	0	0	12	9	9	12	4	6	10	2	12	2	2	2	0	0	15	100	
2058-2068	0	0	0	0	0	0	0	0	0	0	0	0	0	12	9	9	12	4	6	10	2	12	2	2	2	0	16	100	
2068-2078	0	0	0	0	0	0	0	0	0	0	0	0	0	0	12	9	9	12	4	6	10	2	12	2	2	2	16	100	
2078-2088	0	0	0	0	0	0	0	0	0	0	0	0	0	0	0	12	9	9	12	4	6	10	2	12	2	2	18	100	
2088-2098	0	0	0	0	0	0	0	0	0	0	0	0	0	0	0	0	12	9	9	12	4	6	10	2	12	2	20	100	
2098-2108	0	0	0	0	0	0	0	0	0	0	0	0	0	0	0	0	0	12	9	9	9	12	4	6	10	2	12	22	100
2108-2118	0	0	0	0	0	0	0	0	0	0	0	0	0	0	0	0	0	0	12	9	9	12	4	6	10	2	34	100	
2118-2128	0	0	0	0	0	0	0	0	0	0	0	0	0	0	0	0	0	0	0	12	9	9	12	4	6	10	37	100	
2128-2138	0	0	0	0	0	0	0	0	0	0	0	0	0	0	0	0	0	0	0	0	12	9	9	12	4	6	47	100	
2138-2148	0	0	0	0	0	0	0	0	0	0	0	0	0	0	0	0	0	0	0	0	0	12	9	9	12	4	53	100	
2148-2158	0	0	0	0	0	0	0	0	0	0	0	0	0	0	0	0	0	0	0	0	0	0	12	9	9	12	57	100	
2158-2168	0	0	0	0	0	0	0	0	0	0	0	0	0	0	0	0	0	0	0	0	0	0	0	12	9	9	69	100	
2168-2178	0	0	0	0	0	0	0	0	0	0	0	0	0	0	0	0	0	0	0	0	0	0	0	0	12	9	78	100	
2178-2188	0	0	0	0	0	0	0	0	0	0	0	0	0	0	0	0	0	0	0	0	0	0	0	0	0	12	87	100	
2188-2198	0	0	0	0	0	0	0	0	0	0	0	0	0	0	0	0	0	0	0	0	0	0	0	0	0	0	99	100	

Age Range	0	1-10	11-20	21-30	31-40	41-50	51-60	61-70	71-80	81-90	91-100	101-110	111-120	121-130	131-140	141-150	151-160	161-170	171-180	181-190	191-200	201-210	211-220	221-230	231-240	241-250	251+
-----------	---	------	-------	-------	-------	-------	-------	-------	-------	-------	--------	---------	---------	---------	---------	---------	---------	---------	---------	---------	---------	---------	---------	---------	---------	---------	------

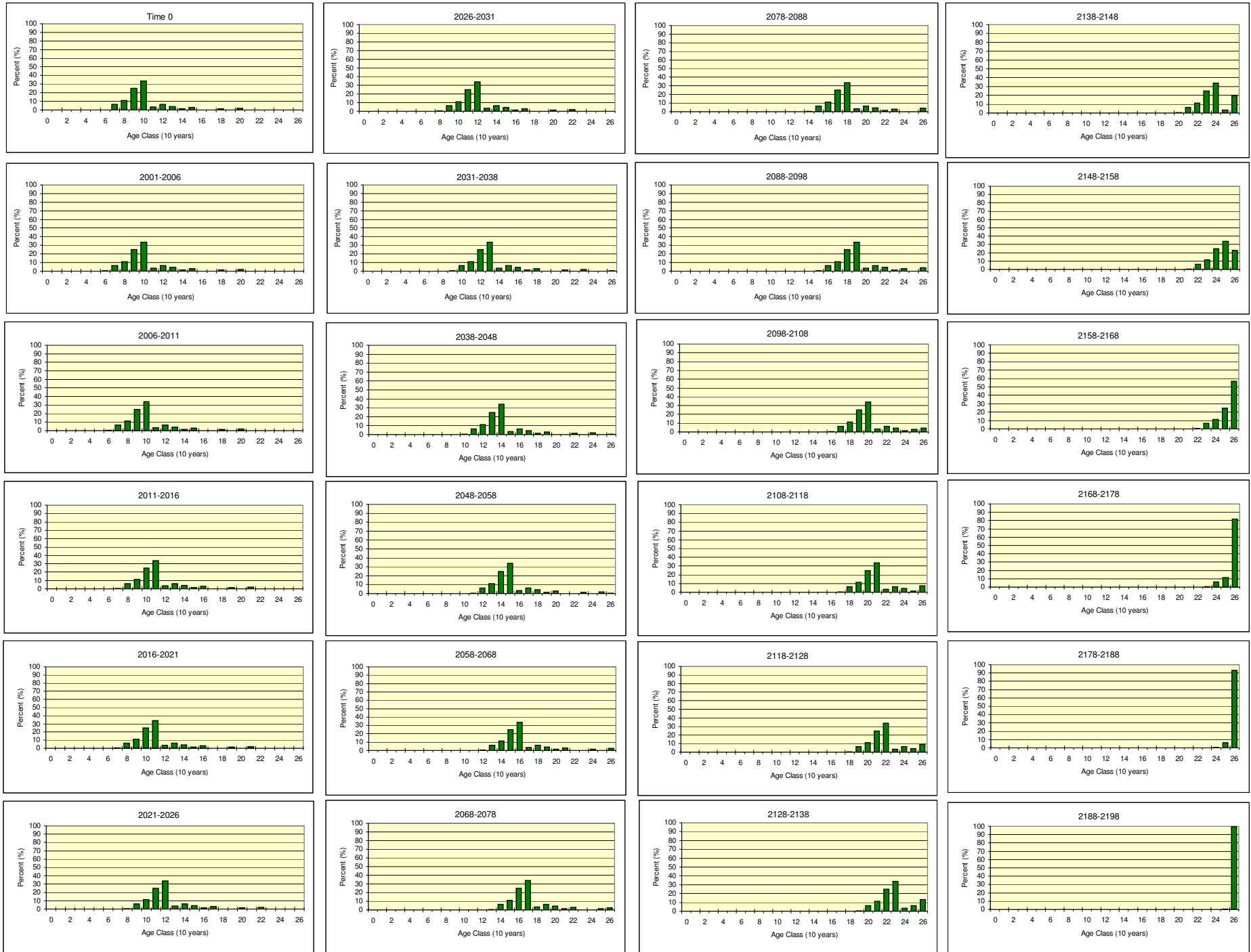
Note: Values in tables are rounded

Period	Ten Year Age Classes																										Total		
	0	1	2	3	4	5	6	7	8	9	10	11	12	13	14	15	16	17	18	19	20	21	22	23	24	25		26	
Time 0	1	0	0	0	0	0	0	0	4	41	16	16	11	2	4	1	1	0	0	0	0	0	1	0	0	0	0	1	100
2001-2006	0	1	0	0	0	0	0	0	4	41	16	16	11	2	4	1	1	0	0	0	0	0	1	0	0	0	0	1	100
2006-2011	0	1	0	0	0	0	0	0	4	41	16	16	11	2	4	1	1	0	0	0	0	1	0	0	0	0	0	1	100
2011-2016	0	0	1	0	0	0	0	0	4	41	16	16	11	2	4	1	1	0	0	0	0	0	1	0	0	0	0	1	100
2016-2021	0	0	1	0	0	0	0	0	4	41	16	16	11	2	4	1	1	0	0	0	0	0	0	1	0	0	0	1	100
2021-2026	0	0	0	1	0	0	0	0	0	0	4	41	16	16	11	2	4	1	1	0	0	0	0	0	1	0	0	2	100
2026-2031	0	0	0	1	0	0	0	0	0	0	4	41	16	16	11	2	4	1	1	0	0	0	0	0	1	0	0	2	100
2031-2038	0	0	0	0	1	0	0	0	0	0	0	4	41	16	16	11	2	4	1	1	0	0	0	0	0	0	1	2	100
2038-2048	0	0	0	0	0	1	0	0	0	0	0	4	41	16	16	11	2	4	1	1	0	0	0	0	0	0	0	2	100
2048-2058	0	0	0	0	0	0	1	0	0	0	0	0	4	41	16	16	11	2	4	1	1	0	0	0	0	0	0	3	100
2058-2068	0	0	0	0	0	0	0	1	0	0	0	0	0	4	41	16	16	11	2	4	1	1	0	0	0	0	0	3	100
2068-2078	0	0	0	0	0	0	0	0	1	0	0	0	0	0	4	41	16	16	11	2	4	1	1	0	0	0	0	3	100
2078-2088	0	0	0	0	0	0	0	0	0	1	0	0	0	0	0	4	41	16	16	11	2	4	1	1	0	0	0	3	100
2088-2098	0	0	0	0	0	0	0	0	0	0	1	0	0	0	0	4	41	16	16	11	2	4	1	1	0	0	0	3	100
2098-2108	0	0	0	0	0	0	0	0	0	0	0	1	0	0	0	0	4	41	16	16	11	2	4	1	1	0	0	4	100
2108-2118	0	0	0	0	0	0	0	0	0	0	0	1	0	0	0	0	0	4	41	16	16	11	2	4	1	1	0	5	100
2118-2128	0	0	0	0	0	0	0	0	0	0	0	0	1	0	0	0	0	0	4	41	16	16	11	2	4	1	0	9	100
2128-2138	0	0	0	0	0	0	0	0	0	0	0	0	0	0	1	0	0	0	0	4	41	16	16	11	2	4	1	11	100
2138-2148	0	0	0	0	0	0	0	0	0	0	0	0	0	0	0	1	0	0	0	0	4	41	16	16	11	2	4	22	100
2148-2158	0	0	0	0	0	0	0	0	0	0	0	0	0	0	0	1	0	0	0	0	0	4	41	16	16	11	2	38	100
2158-2168	0	0	0	0	0	0	0	0	0	0	0	0	0	0	0	1	0	0	0	0	0	0	4	41	16	16	11	55	100
2168-2178	0	0	0	0	0	0	0	0	0	0	0	0	0	0	0	0	0	1	0	0	0	0	0	0	0	0	4	95	100
2178-2188	0	0	0	0	0	0	0	0	0	0	0	0	0	0	0	0	0	0	1	0	0	0	0	0	0	0	0	99	100
2188-2198	0	0	0	0	0	0	0	0	0	0	0	0	0	0	0	0	0	0	0	1	0	0	0	0	0	0	0	99	100
Age Range	0	1-10	11-20	21-30	31-40	41-50	51-60	61-70	71-80	81-90	91-100	101-110	111-120	121-130	131-140	141-150	151-160	161-170	171-180	181-190	191-200	201-210	211-220	221-230	231-240	241-250	251+		

Note: Values in tables are rounded

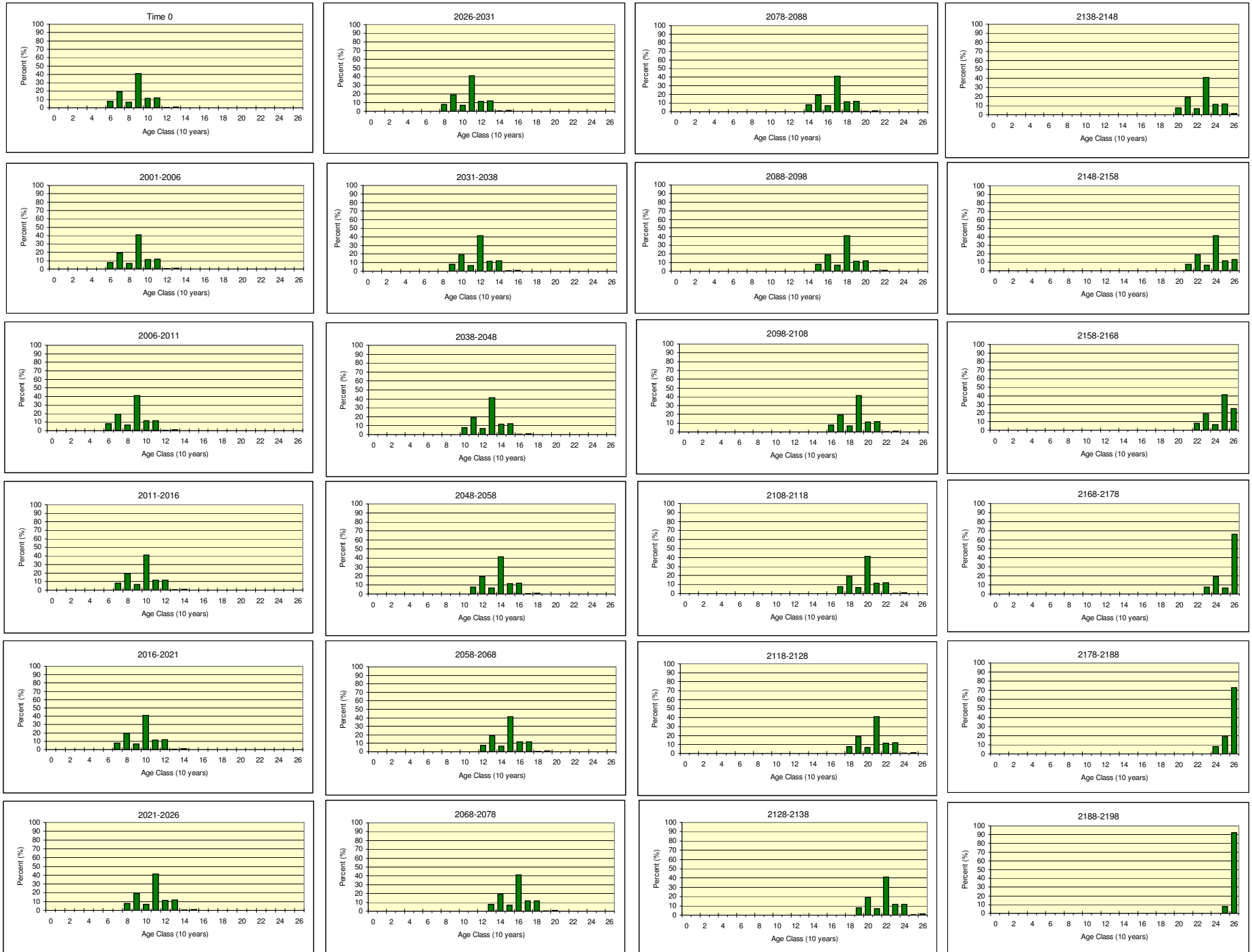
Period	Ten Year Age Classes																										Total		
	0	1	2	3	4	5	6	7	8	9	10	11	12	13	14	15	16	17	18	19	20	21	22	23	24	25		26	
Time 0	0	0	0	0	0	0	0	6	11	25	34	4	6	4	2	3	0	0	2	0	2	0	2	0	0	0	0	0	100
2001-2006	0	0	0	0	0	0	0	6	11	25	34	4	6	4	2	3	0	0	2	0	2	0	0	0	0	0	0	0	100
2006-2011	0	0	0	0	0	0	0	6	11	25	34	4	6	4	2	3	0	0	2	0	2	0	0	0	0	0	0	0	100
2011-2016	0	0	0	0	0	0	0	6	11	25	34	4	6	4	2	3	0	0	2	0	2	0	0	0	0	0	0	0	100
2016-2021	0	0	0	0	0	0	0	6	11	25	34	4	6	4	2	3	0	0	2	0	2	0	0	0	0	0	0	0	100
2021-2026	0	0	0	0	0	0	0	6	11	25	34	4	6	4	2	3	0	0	2	0	2	0	0	0	0	0	0	0	100
2026-2031	0	0	0	0	0	0	0	6	11	25	34	4	6	4	2	3	0	0	2	0	2	0	0	0	0	0	0	0	100
2031-2038	0	0	0	0	0	0	0	6	11	25	34	4	6	4	2	3	0	0	2	0	2	0	0	0	0	0	0	0	100
2038-2048	0	0	0	0	0	0	0	6	11	25	34	4	6	4	2	3	0	0	2	0	2	0	0	0	0	0	0	0	100
2048-2058	0	0	0	0	0	0	0	6	11	25	34	4	6	4	2	3	0	0	2	0	2	0	0	0	0	0	0	0	100
2058-2068	0	0	0	0	0	0	0	6	11	25	34	4	6	4	2	3	0	0	2	0	2	0	0	0	0	0	0	0	100
2068-2078	0	0	0	0	0	0	0	6	11	25	34	4	6	4	2	3	0	0	2	0	2	0	0	0	0	0	0	0	100
2078-2088	0	0	0	0	0	0	0	6	11	25	34	4	6	4	2	3	0	0	2	0	2	0	0	0	0	0	0	0	100
2088-2098	0	0	0	0	0	0	0	6	11	25	34	4	6	4	2	3	0	0	2	0	2	0	0	0	0	0	0	0	100
2098-2108	0	0	0	0	0	0	0	6	11	25	34	4	6	4	2	3	0	0	2	0	2	0	0	0	0	0	0	0	100
2108-2118	0	0	0	0	0	0	0	6	11	25	34	4	6	4	2	3	0	0	2	0	2	0	0	0	0	0	0	0	100
2118-2128	0	0	0	0	0	0	0	6	11	25	34	4	6	4	2	3	0	0	2	0	2	0	0	0	0	0	0	0	100
2128-2138	0	0	0	0	0	0	0	6	11	25	34	4	6	4	2	3	0	0	2	0	2	0	0	0	0	0	0	0	100
2138-2148	0	0	0	0	0	0	0	6	11	25	34	4	6	4	2	3	0	0	2	0	2	0	0	0	0	0	0	0	100
2148-2158	0	0	0	0	0	0	0	6	11	25	34	4	6	4	2	3	0	0	2	0	2	0	0	0	0	0	0	0	100
2158-2168	0	0	0	0	0	0	0	6	11	25	34	4	6	4	2	3	0	0	2	0	2	0	0	0	0	0	0	0	100
2168-2178	0	0	0	0	0	0	0	6	11	25	34	4	6	4	2	3	0	0	2	0	2	0	0	0	0	0	0	0	100
2178-2188	0	0	0	0	0	0	0	6	11	25	34	4	6	4	2	3	0	0	2	0	2	0	0	0	0	0	0	0	100
2188-2198	0	0	0	0	0	0	0	6	11	25	34	4	6	4	2	3	0	0	2	0	2	0	0	0	0	0	0	0	100
Age Range	0	1-10	11-20	21-30	31-40	41-50	51-60	61-70	71-80	81-90	91-100	101-110	111-120	121-130	131-140	141-150	151-160	161-170	171-180	181-190	191-200	201-210	211-220	221-230	231-240	241-250	251+		

Note: Values in tables are rounded



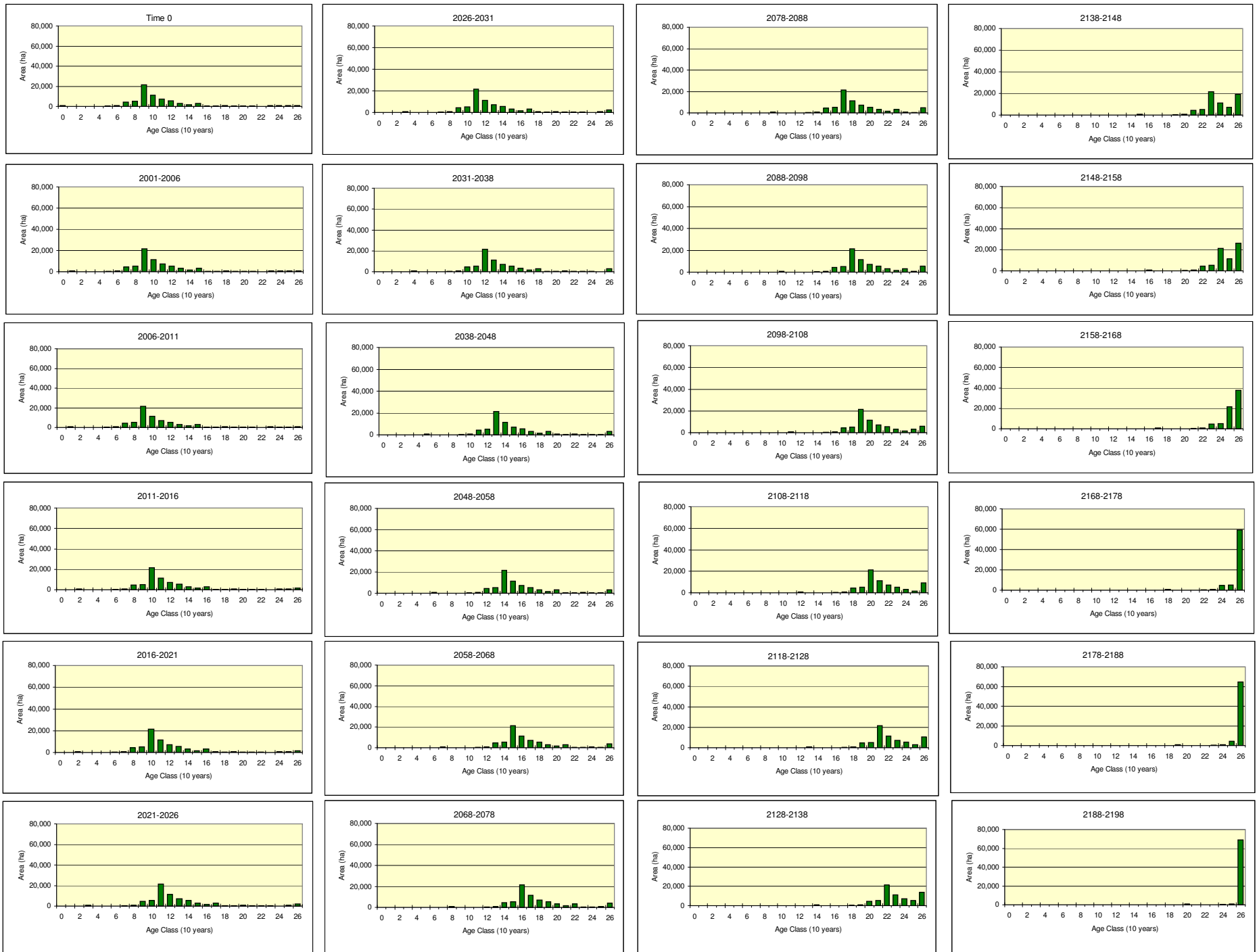
Period	Ten Year Age Classes																										Total		
	0	1	2	3	4	5	6	7	8	9	10	11	12	13	14	15	16	17	18	19	20	21	22	23	24	25		26	
Time 0	0	0	0	0	0	0	8	19	7	41	12	12	0	1	0	0	0	0	0	0	0	0	0	0	0	0	0	100	
2001-2006	0	0	0	0	0	0	8	19	7	41	12	12	0	1	0	0	0	0	0	0	0	0	0	0	0	0	0	100	
2006-2011	0	0	0	0	0	0	8	19	7	41	12	12	0	1	0	0	0	0	0	0	0	0	0	0	0	0	0	100	
2011-2016	0	0	0	0	0	0	8	19	7	41	12	12	0	1	0	0	0	0	0	0	0	0	0	0	0	0	0	100	
2016-2021	0	0	0	0	0	0	8	19	7	41	12	12	0	1	0	0	0	0	0	0	0	0	0	0	0	0	0	100	
2021-2026	0	0	0	0	0	0	0	8	19	7	41	12	12	0	1	0	0	0	0	0	0	0	0	0	0	0	0	100	
2026-2031	0	0	0	0	0	0	0	8	19	7	41	12	12	0	1	0	0	0	0	0	0	0	0	0	0	0	0	100	
2031-2038	0	0	0	0	0	0	0	0	0	8	19	7	41	12	12	0	1	0	0	0	0	0	0	0	0	0	0	100	
2038-2048	0	0	0	0	0	0	0	0	0	0	8	19	7	41	12	12	0	1	0	0	0	0	0	0	0	0	0	100	
2048-2058	0	0	0	0	0	0	0	0	0	0	0	8	19	7	41	12	12	0	1	0	0	0	0	0	0	0	0	100	
2058-2068	0	0	0	0	0	0	0	0	0	0	0	0	8	19	7	41	12	12	0	1	0	0	0	0	0	0	0	100	
2068-2078	0	0	0	0	0	0	0	0	0	0	0	0	0	8	19	7	41	12	12	0	1	0	0	0	0	0	0	100	
2078-2088	0	0	0	0	0	0	0	0	0	0	0	0	0	0	8	19	7	41	12	12	0	1	0	0	0	0	0	100	
2088-2098	0	0	0	0	0	0	0	0	0	0	0	0	0	0	0	8	19	7	41	12	12	0	1	0	0	0	0	100	
2098-2108	0	0	0	0	0	0	0	0	0	0	0	0	0	0	0	0	8	19	7	41	12	12	0	1	0	0	0	100	
2108-2118	0	0	0	0	0	0	0	0	0	0	0	0	0	0	0	0	0	8	19	7	41	12	12	0	1	0	0	100	
2118-2128	0	0	0	0	0	0	0	0	0	0	0	0	0	0	0	0	0	0	8	19	7	41	12	12	0	1	0	100	
2128-2138	0	0	0	0	0	0	0	0	0	0	0	0	0	0	0	0	0	0	0	8	19	7	41	12	12	0	1	100	
2138-2148	0	0	0	0	0	0	0	0	0	0	0	0	0	0	0	0	0	0	0	0	8	19	7	41	12	12	2	100	
2148-2158	0	0	0	0	0	0	0	0	0	0	0	0	0	0	0	0	0	0	0	0	0	8	19	7	41	12	14	100	
2158-2168	0	0	0	0	0	0	0	0	0	0	0	0	0	0	0	0	0	0	0	0	0	0	8	19	7	41	25	100	
2168-2178	0	0	0	0	0	0	0	0	0	0	0	0	0	0	0	0	0	0	0	0	0	0	0	0	8	19	7	66	100
2178-2188	0	0	0	0	0	0	0	0	0	0	0	0	0	0	0	0	0	0	0	0	0	0	0	0	8	19	73	100	
2188-2198	0	0	0	0	0	0	0	0	0	0	0	0	0	0	0	0	0	0	0	0	0	0	0	0	0	8	92	100	
Age Range	0	1-10	11-20	21-30	31-40	41-50	51-60	61-70	71-80	81-90	91-100	101-110	111-120	121-130	131-140	141-150	151-160	161-170	171-180	181-190	191-200	201-210	211-220	221-230	231-240	241-250	251+		

Note: Values in tables are rounded



Period	Ten Year Age Classes																										Total	
	0	1	2	3	4	5	6	7	8	9	10	11	12	13	14	15	16	17	18	19	20	21	22	23	24	25		26
Time 0	668	39	7	19	91	304	965	4,488	5,271	21,453	11,346	7,147	5,407	3,111	1,569	3,101	610	527	822	291	325	425	103	695	657	651	924	71,017
2001-2006	0	705	9	19	91	294	976	4,488	5,271	21,453	11,346	7,147	5,404	3,113	1,569	3,101	610	527	822	291	325	425	103	695	657	651	924	71,017
2006-2011	0	668	46	19	91	294	976	4,488	5,271	21,453	11,346	7,147	5,404	3,113	1,569	3,101	610	527	822	291	325	425	103	695	657	651	924	71,017
2011-2016	0	0	705	9	19	91	294	976	4,488	5,271	21,453	11,346	7,147	5,404	3,113	1,569	3,101	610	527	822	291	325	425	103	695	657	1,575	71,017
2016-2021	0	0	668	46	19	91	294	976	4,488	5,271	21,453	11,346	7,147	5,404	3,113	1,569	3,101	610	527	822	291	325	425	103	695	657	1,575	71,017
2021-2026	0	0	0	705	9	19	91	294	976	4,488	5,271	21,453	11,346	7,147	5,404	3,113	1,569	3,101	610	527	822	291	325	425	103	695	2,232	71,017
2026-2031	0	0	0	668	46	19	91	294	976	4,488	5,271	21,453	11,346	7,147	5,404	3,113	1,569	3,101	610	527	822	291	325	425	103	695	2,232	71,017
2031-2038	0	0	0	0	705	9	19	91	294	976	4,488	5,271	21,453	11,346	7,147	5,404	3,113	1,569	3,101	610	527	822	291	325	425	103	2,927	71,017
2038-2048	0	0	0	0	0	705	9	19	91	294	976	4,488	5,271	21,453	11,346	7,147	5,404	3,113	1,569	3,101	610	527	822	291	325	425	3,031	71,017
2048-2058	0	0	0	0	0	0	705	9	19	91	294	976	4,488	5,271	21,453	11,346	7,147	5,404	3,113	1,569	3,101	610	527	822	291	325	3,456	71,017
2058-2068	0	0	0	0	0	0	0	705	9	19	91	294	976	4,488	5,271	21,453	11,346	7,147	5,404	3,113	1,569	3,101	610	527	822	291	3,782	71,017
2068-2078	0	0	0	0	0	0	0	0	705	9	19	91	294	976	4,488	5,271	21,453	11,346	7,147	5,404	3,113	1,569	3,101	610	527	822	4,073	71,017
2078-2088	0	0	0	0	0	0	0	0	0	705	9	19	91	294	976	4,488	5,271	21,453	11,346	7,147	5,404	3,113	1,569	3,101	610	527	4,895	71,017
2088-2098	0	0	0	0	0	0	0	0	0	0	705	9	19	91	294	976	4,488	5,271	21,453	11,346	7,147	5,404	3,113	1,569	3,101	610	5,422	71,017
2098-2108	0	0	0	0	0	0	0	0	0	0	0	705	9	19	91	294	976	4,488	5,271	21,453	11,346	7,147	5,404	3,113	1,569	3,101	6,032	71,017
2108-2118	0	0	0	0	0	0	0	0	0	0	0	0	705	9	19	91	294	976	4,488	5,271	21,453	11,346	7,147	5,404	3,113	1,569	9,133	71,017
2118-2128	0	0	0	0	0	0	0	0	0	0	0	0	0	705	9	19	91	294	976	4,488	5,271	21,453	11,346	7,147	5,404	3,113	10,702	71,017
2128-2138	0	0	0	0	0	0	0	0	0	0	0	0	0	0	705	9	19	91	294	976	4,488	5,271	21,453	11,346	7,147	5,404	13,815	71,017
2138-2148	0	0	0	0	0	0	0	0	0	0	0	0	0	0	0	705	9	19	91	294	976	4,488	5,271	21,453	11,346	7,147	19,219	71,017
2148-2158	0	0	0	0	0	0	0	0	0	0	0	0	0	0	0	0	705	9	19	91	294	976	4,488	5,271	21,453	11,346	26,367	71,017
2158-2168	0	0	0	0	0	0	0	0	0	0	0	0	0	0	0	0	0	705	9	19	91	294	976	4,488	5,271	21,453	37,713	71,017
2168-2178	0	0	0	0	0	0	0	0	0	0	0	0	0	0	0	0	0	0	705	9	19	91	294	976	4,488	5,271	59,165	71,017
2178-2188	0	0	0	0	0	0	0	0	0	0	0	0	0	0	0	0	0	0	0	705	9	19	91	294	976	4,488	64,437	71,017
2188-2198	0	0	0	0	0	0	0	0	0	0	0	0	0	0	0	0	0	0	0	0	705	9	19	91	294	976	68,924	71,017
Age Range	0	1-10	11-20	21-30	31-40	41-50	51-60	61-70	71-80	81-90	91-100	101-110	111-120	121-130	131-140	141-150	151-160	161-170	171-180	181-190	191-200	201-210	211-220	221-230	231-240	241-250	251+	

Note: values in tables are rounded



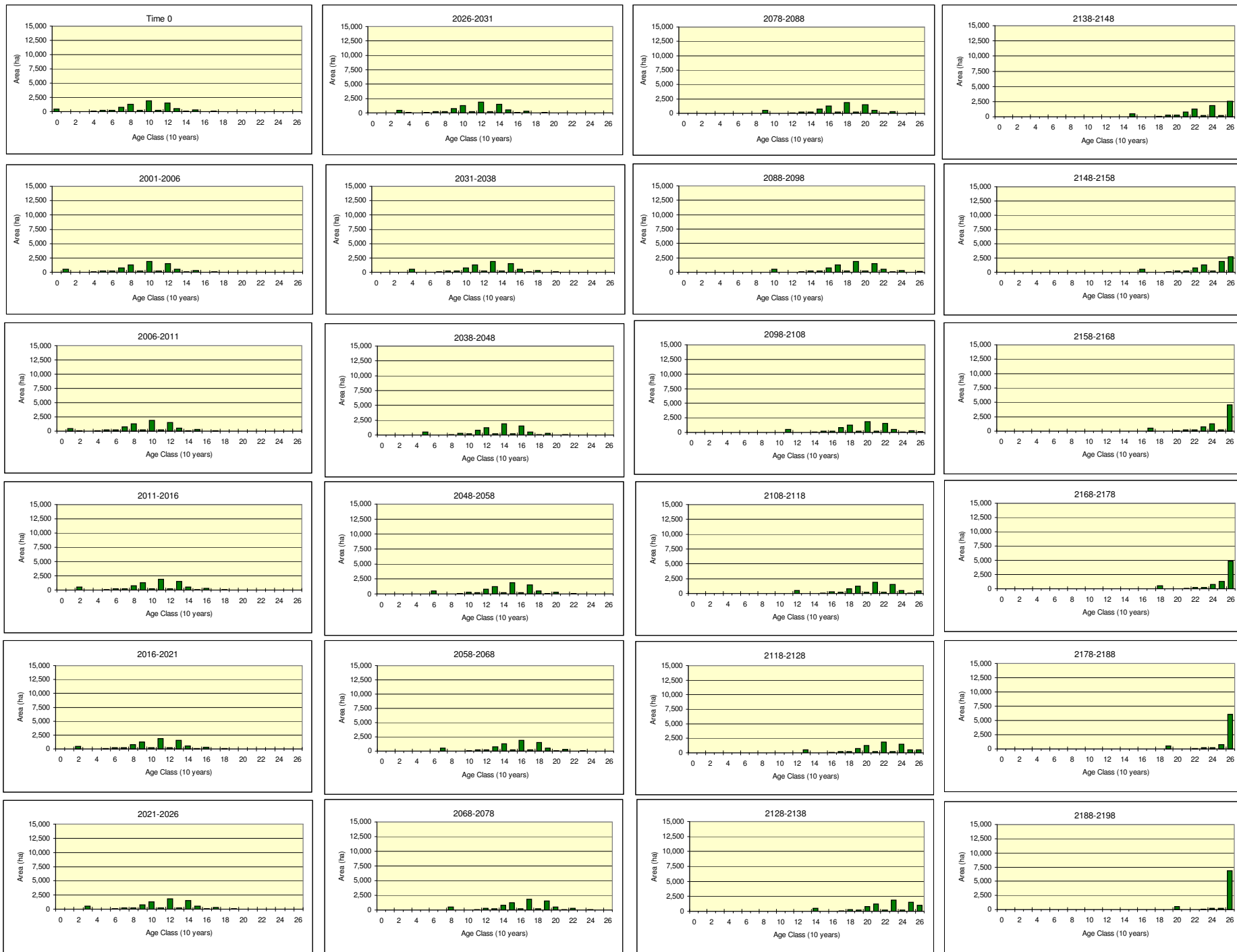
Period	Ten Year Age Classes																										Total	
	0	1	2	3	4	5	6	7	8	9	10	11	12	13	14	15	16	17	18	19	20	21	22	23	24	25		26
Time 0	0	0	0	0	0	0	8	21	60	454	436	108	248	10	36	38	0	14	0	0	0	0	0	1	0	0	0	1,435
2001-2006	0	0	0	0	0	0	8	21	60	454	436	108	248	10	36	38	0	14	0	0	0	0	1	0	0	0	1,435	
2006-2011	0	0	0	0	0	0	8	21	60	454	436	108	248	10	36	38	0	14	0	0	0	0	1	0	0	0	1,435	
2011-2016	0	0	0	0	0	0	8	21	60	454	436	108	248	10	36	38	0	14	0	0	0	0	1	0	0	0	1,435	
2016-2021	0	0	0	0	0	0	8	21	60	454	436	108	248	10	36	38	0	14	0	0	0	0	1	0	0	0	1,435	
2021-2026	0	0	0	0	0	0	8	21	60	454	436	108	248	10	36	38	0	14	0	0	0	0	1	0	0	0	1,435	
2026-2031	0	0	0	0	0	0	8	21	60	454	436	108	248	10	36	38	0	14	0	0	0	0	1	0	0	0	1,435	
2031-2038	0	0	0	0	0	0	8	21	60	454	436	108	248	10	36	38	0	14	0	0	0	0	1	0	0	0	1,435	
2038-2048	0	0	0	0	0	0	8	21	60	454	436	108	248	10	36	38	0	14	0	0	0	0	1	0	0	0	1,435	
2048-2058	0	0	0	0	0	0	8	21	60	454	436	108	248	10	36	38	0	14	0	0	0	0	1	0	0	0	1,435	
2058-2068	0	0	0	0	0	0	8	21	60	454	436	108	248	10	36	38	0	14	0	0	0	0	1	0	0	0	1,435	
2068-2078	0	0	0	0	0	0	8	21	60	454	436	108	248	10	36	38	0	14	0	0	0	0	1	0	0	0	1,435	
2078-2088	0	0	0	0	0	0	8	21	60	454	436	108	248	10	36	38	0	14	0	0	0	0	1	0	0	0	1,435	
2088-2098	0	0	0	0	0	0	8	21	60	454	436	108	248	10	36	38	0	14	0	0	0	0	1	0	0	0	1,435	
2098-2108	0	0	0	0	0	0	8	21	60	454	436	108	248	10	36	38	0	14	0	0	0	0	1	0	0	0	1,435	
2108-2118	0	0	0	0	0	0	8	21	60	454	436	108	248	10	36	38	0	14	0	0	0	0	1	0	0	0	1,435	
2118-2128	0	0	0	0	0	0	8	21	60	454	436	108	248	10	36	38	0	14	0	0	0	0	1	0	0	0	1,435	
2128-2138	0	0	0	0	0	0	8	21	60	454	436	108	248	10	36	38	0	14	0	0	0	0	1	0	0	0	1,435	
2138-2148	0	0	0	0	0	0	8	21	60	454	436	108	248	10	36	38	0	14	0	0	0	0	1	0	0	0	1,435	
2148-2158	0	0	0	0	0	0	8	21	60	454	436	108	248	10	36	38	0	14	0	0	0	0	1	0	0	0	1,435	
2158-2168	0	0	0	0	0	0	8	21	60	454	436	108	248	10	36	38	0	14	0	0	0	0	1	0	0	0	1,435	
2168-2178	0	0	0	0	0	0	8	21	60	454	436	108	248	10	36	38	0	14	0	0	0	0	1	0	0	0	1,435	
2178-2188	0	0	0	0	0	0	8	21	60	454	436	108	248	10	36	38	0	14	0	0	0	0	1	0	0	0	1,435	
2188-2198	0	0	0	0	0	0	8	21	60	454	436	108	248	10	36	38	0	14	0	0	0	0	1	0	0	0	1,435	
Age Range	0	1-10	11-20	21-30	31-40	41-50	51-60	61-70	71-80	81-90	91-100	101-110	111-120	121-130	131-140	141-150	151-160	161-170	171-180	181-190	191-200	201-210	211-220	221-230	231-240	241-250	251+	

Note: values in tables are rounded

Period	Ten Year Age Classes																										Total	
	0	1	2	3	4	5	6	7	8	9	10	11	12	13	14	15	16	17	18	19	20	21	22	23	24	25		26
Time 0	485	31	7	11	44	258	252	776	1,262	217	1,858	208	1,519	511	40	297	33	101	11	14	0	11	0	0	0	0	0	7,946
2001-2006	0	516	7	11	44	258	252	776	1,262	217	1,858	208	1,519	511	40	297	33	101	11	14	0	11	0	0	0	0	0	7,946
2006-2011	0	485	38	11	44	258	252	776	1,262	217	1,858	208	1,519	511	40	297	33	101	11	14	0	11	0	0	0	0	0	7,946
2011-2016	0	0	516	7	11	44	258	252	776	1,262	217	1,858	208	1,519	511	40	297	33	101	11	14	0	11	0	0	0	0	7,946
2016-2021	0	0	485	38	11	44	258	252	776	1,262	217	1,858	208	1,519	511	40	297	33	101	11	14	0	11	0	0	0	0	7,946
2021-2026	0	0	0	516	7	11	44	258	252	776	1,262	217	1,858	208	1,519	511	40	297	33	101	11	14	0	11	0	0	0	7,946
2026-2031	0	0	0	485	38	11	44	258	252	776	1,262	217	1,858	208	1,519	511	40	297	33	101	11	14	0	11	0	0	0	7,946
2031-2038	0	0	0	0	516	7	11	44	258	252	776	1,262	217	1,858	208	1,519	511	40	297	33	101	11	14	0	11	0	0	7,946
2038-2048	0	0	0	0	0	516	7	11	44	258	252	776	1,262	217	1,858	208	1,519	511	40	297	33	101	11	14	0	11	0	7,946
2048-2058	0	0	0	0	0	0	516	7	11	44	258	252	776	1,262	217	1,858	208	1,519	511	40	297	33	101	11	14	0	11	7,946
2058-2068	0	0	0	0	0	0	0	516	7	11	44	258	252	776	1,262	217	1,858	208	1,519	511	40	297	33	101	11	14	11	7,946
2068-2078	0	0	0	0	0	0	0	0	516	7	11	44	258	252	776	1,262	217	1,858	208	1,519	511	40	297	33	101	11	26	7,946
2078-2088	0	0	0	0	0	0	0	0	0	516	7	11	44	258	252	776	1,262	217	1,858	208	1,519	511	40	297	33	101	37	7,946
2088-2098	0	0	0	0	0	0	0	0	0	0	516	7	11	44	258	252	776	1,262	217	1,858	208	1,519	511	40	297	33	137	7,946
2098-2108	0	0	0	0	0	0	0	0	0	0	0	516	7	11	44	258	252	776	1,262	217	1,858	208	1,519	511	40	297	170	7,946
2108-2118	0	0	0	0	0	0	0	0	0	0	0	0	516	7	11	44	258	252	776	1,262	217	1,858	208	1,519	511	40	467	7,946
2118-2128	0	0	0	0	0	0	0	0	0	0	0	0	0	516	7	11	44	258	252	776	1,262	217	1,858	208	1,519	511	506	7,946
2128-2138	0	0	0	0	0	0	0	0	0	0	0	0	0	0	516	7	11	44	258	252	776	1,262	217	1,858	208	1,519	1,018	7,946
2138-2148	0	0	0	0	0	0	0	0	0	0	0	0	0	0	0	516	7	11	44	258	252	776	1,262	217	1,858	208	2,536	7,946
2148-2158	0	0	0	0	0	0	0	0	0	0	0	0	0	0	0	0	516	7	11	44	258	252	776	1,262	217	1,858	2,744	7,946
2158-2168	0	0	0	0	0	0	0	0	0	0	0	0	0	0	0	0	0	516	7	11	44	258	252	776	1,262	217	4,602	7,946
2168-2178	0	0	0	0	0	0	0	0	0	0	0	0	0	0	0	0	0	0	516	7	11	44	258	252	776	1,262	4,820	7,946
2178-2188	0	0	0	0	0	0	0	0	0	0	0	0	0	0	0	0	0	0	0	516	7	11	44	258	252	776	6,081	7,946
2188-2198	0	0	0	0	0	0	0	0	0	0	0	0	0	0	0	0	0	0	0	0	516	7	11	44	258	252	6,858	7,946

Age Range	0	1-10	11-20	21-30	31-40	41-50	51-60	61-70	71-80	81-90	91-100	101-110	111-120	121-130	131-140	141-150	151-160	161-170	171-180	181-190	191-200	201-210	211-220	221-230	231-240	241-250	251+
-----------	---	------	-------	-------	-------	-------	-------	-------	-------	-------	--------	---------	---------	---------	---------	---------	---------	---------	---------	---------	---------	---------	---------	---------	---------	---------	------

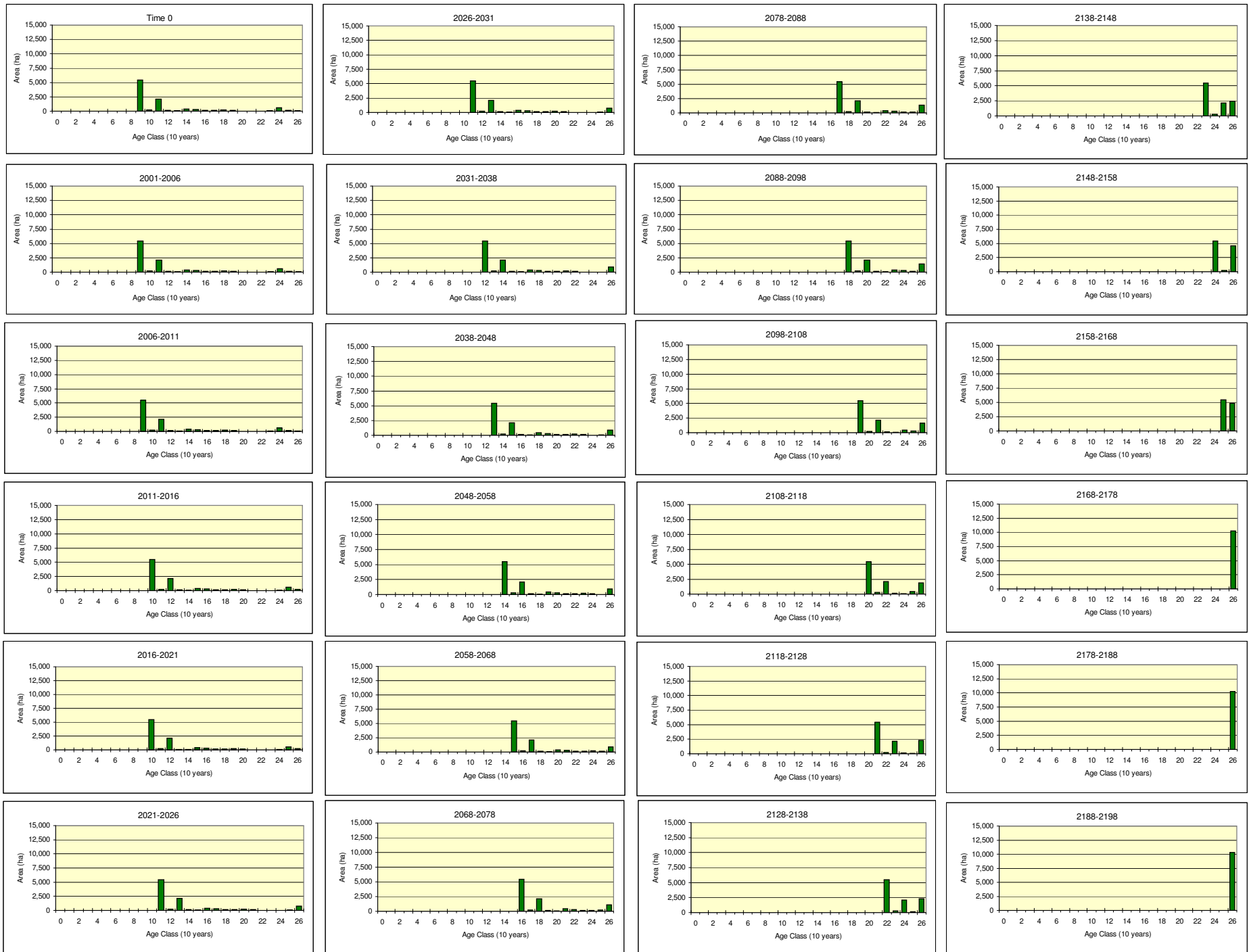
Note: values in tables are rounded



Period	Ten Year Age Classes																										Total				
	0	1	2	3	4	5	6	7	8	9	10	11	12	13	14	15	16	17	18	19	20	21	22	23	24	25		26			
Time 0	0	0	0	0	32	0	0	0	0	5,446	254	2,126	116	58	408	277	130	132	248	149	8	37	0	109	585	116	82	10,314			
2001-2006	0	0	0	0	32	0	0	0	0	5,446	254	2,126	116	58	408	277	130	132	248	149	8	37	0	109	585	116	82	10,314			
2006-2011	0	0	0	0	32	0	0	0	0	5,446	254	2,126	116	58	408	277	130	132	248	149	8	37	0	109	585	116	82	10,314			
2011-2016	0	0	0	0	0	32	0	0	0	0	5,446	254	2,126	116	58	408	277	130	132	248	149	8	37	0	109	585	198	10,314			
2016-2021	0	0	0	0	0	0	32	0	0	0	0	5,446	254	2,126	116	58	408	277	130	132	248	149	8	37	0	109	585	198	10,314		
2021-2026	0	0	0	0	0	0	0	32	0	0	0	0	5,446	254	2,126	116	58	408	277	130	132	248	149	8	37	0	109	783	10,314		
2026-2031	0	0	0	0	0	0	0	0	32	0	0	0	0	5,446	254	2,126	116	58	408	277	130	132	248	149	8	37	0	109	783	10,314	
2031-2038	0	0	0	0	0	0	0	0	32	0	0	0	0	0	5,446	254	2,126	116	58	408	277	130	132	248	149	8	37	0	892	10,314	
2038-2048	0	0	0	0	0	0	0	0	0	32	0	0	0	0	0	5,446	254	2,126	116	58	408	277	130	132	248	149	8	37	892	10,314	
2048-2058	0	0	0	0	0	0	0	0	0	0	32	0	0	0	0	0	5,446	254	2,126	116	58	408	277	130	132	248	149	8	929	10,314	
2058-2068	0	0	0	0	0	0	0	0	0	0	0	32	0	0	0	0	0	5,446	254	2,126	116	58	408	277	130	132	248	149	937	10,314	
2068-2078	0	0	0	0	0	0	0	0	0	0	0	0	32	0	0	0	0	0	5,446	254	2,126	116	58	408	277	130	132	248	1,086	10,314	
2078-2088	0	0	0	0	0	0	0	0	0	0	0	0	0	32	0	0	0	0	0	5,446	254	2,126	116	58	408	277	130	132	1,333	10,314	
2088-2098	0	0	0	0	0	0	0	0	0	0	0	0	0	0	32	0	0	0	0	0	5,446	254	2,126	116	58	408	277	130	1,466	10,314	
2098-2108	0	0	0	0	0	0	0	0	0	0	0	0	0	0	0	32	0	0	0	0	0	5,446	254	2,126	116	58	408	277	1,596	10,314	
2108-2118	0	0	0	0	0	0	0	0	0	0	0	0	0	0	0	0	32	0	0	0	0	0	5,446	254	2,126	116	58	408	1,874	10,314	
2118-2128	0	0	0	0	0	0	0	0	0	0	0	0	0	0	0	0	0	32	0	0	0	0	0	5,446	254	2,126	116	58	2,282	10,314	
2128-2138	0	0	0	0	0	0	0	0	0	0	0	0	0	0	0	0	0	0	0	32	0	0	0	0	5,446	254	2,126	116	2,340	10,314	
2138-2148	0	0	0	0	0	0	0	0	0	0	0	0	0	0	0	0	0	0	0	0	32	0	0	0	0	0	5,446	254	2,126	2,456	10,314
2148-2158	0	0	0	0	0	0	0	0	0	0	0	0	0	0	0	0	0	0	0	0	0	32	0	0	0	0	0	5,446	254	4,582	10,314
2158-2168	0	0	0	0	0	0	0	0	0	0	0	0	0	0	0	0	0	0	0	0	0	0	32	0	0	0	0	0	5,446	4,837	10,314
2168-2178	0	0	0	0	0	0	0	0	0	0	0	0	0	0	0	0	0	0	0	0	0	0	0	32	0	0	0	0	0	10,282	10,314
2178-2188	0	0	0	0	0	0	0	0	0	0	0	0	0	0	0	0	0	0	0	0	0	0	0	0	32	0	0	0	0	10,282	10,314
2188-2198	0	0	0	0	0	0	0	0	0	0	0	0	0	0	0	0	0	0	0	0	0	0	0	0	0	32	0	0	0	10,282	10,314

Age Range	0	1-10	11-20	21-30	31-40	41-50	51-60	61-70	71-80	81-90	91-100	101-110	111-120	121-130	131-140	141-150	151-160	161-170	171-180	181-190	191-200	201-210	211-220	221-230	231-240	241-250	251+
-----------	---	------	-------	-------	-------	-------	-------	-------	-------	-------	--------	---------	---------	---------	---------	---------	---------	---------	---------	---------	---------	---------	---------	---------	---------	---------	------

Note: values in tables are rounded



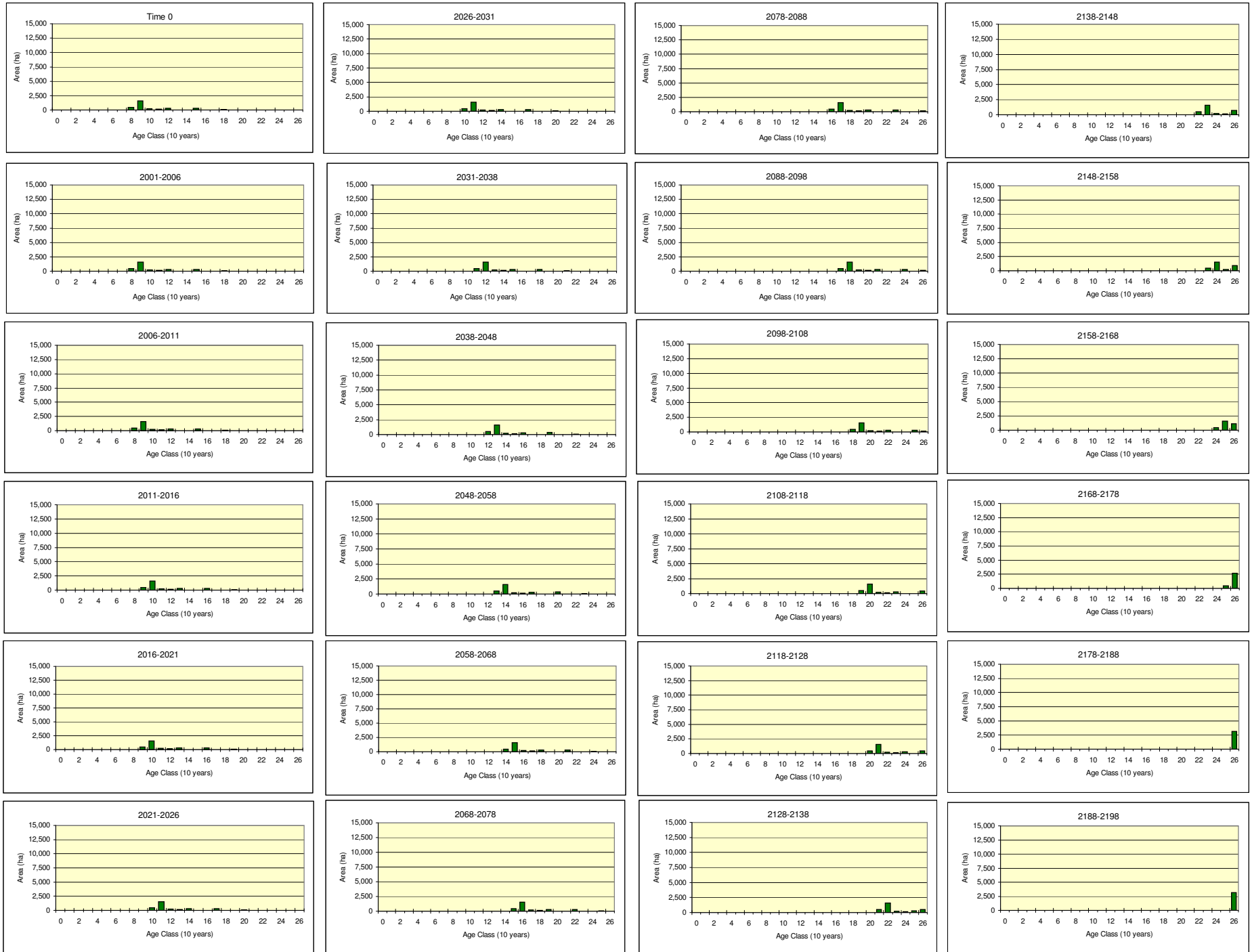
Period	Ten Year Age Classes																										Total	
	0	1	2	3	4	5	6	7	8	9	10	11	12	13	14	15	16	17	18	19	20	21	22	23	24	25		26
Time 0	0	0	0	0	0	0	62	31	128	148	97	256	29	313	2	94	4	4	0	9	23	19	0	16	0	0	0	1,236
2001-2006	0	0	0	0	0	0	62	31	128	148	97	256	29	313	2	94	4	4	0	9	23	19	0	16	0	0	0	1,236
2006-2011	0	0	0	0	0	0	62	31	128	148	97	256	29	313	2	94	4	4	0	9	23	19	0	16	0	0	0	1,236
2011-2016	0	0	0	0	0	0	62	31	128	148	97	256	29	313	2	94	4	4	0	9	23	19	0	16	0	0	0	1,236
2016-2021	0	0	0	0	0	0	62	31	128	148	97	256	29	313	2	94	4	4	0	9	23	19	0	16	0	0	0	1,236
2021-2026	0	0	0	0	0	0	62	31	128	148	97	256	29	313	2	94	4	4	0	9	23	19	0	16	0	0	0	1,236
2026-2031	0	0	0	0	0	0	62	31	128	148	97	256	29	313	2	94	4	4	0	9	23	19	0	16	0	0	0	1,236
2031-2038	0	0	0	0	0	0	62	31	128	148	97	256	29	313	2	94	4	4	0	9	23	19	0	16	0	0	0	1,236
2038-2048	0	0	0	0	0	0	62	31	128	148	97	256	29	313	2	94	4	4	0	9	23	19	0	16	0	0	0	1,236
2048-2058	0	0	0	0	0	0	62	31	128	148	97	256	29	313	2	94	4	4	0	9	23	19	0	16	0	0	0	1,236
2058-2068	0	0	0	0	0	0	62	31	128	148	97	256	29	313	2	94	4	4	0	9	23	19	0	16	0	0	0	1,236
2068-2078	0	0	0	0	0	0	62	31	128	148	97	256	29	313	2	94	4	4	0	9	23	19	0	16	0	0	0	1,236
2078-2088	0	0	0	0	0	0	62	31	128	148	97	256	29	313	2	94	4	4	0	9	23	19	0	16	0	0	0	1,236
2088-2098	0	0	0	0	0	0	62	31	128	148	97	256	29	313	2	94	4	4	0	9	23	19	0	16	0	0	0	1,236
2098-2108	0	0	0	0	0	0	62	31	128	148	97	256	29	313	2	94	4	4	0	9	23	19	0	16	0	0	0	1,236
2108-2118	0	0	0	0	0	0	62	31	128	148	97	256	29	313	2	94	4	4	0	9	23	19	0	16	0	0	0	1,236
2118-2128	0	0	0	0	0	0	62	31	128	148	97	256	29	313	2	94	4	4	0	9	23	19	0	16	0	0	0	1,236
2128-2138	0	0	0	0	0	0	62	31	128	148	97	256	29	313	2	94	4	4	0	9	23	19	0	16	0	0	0	1,236
2138-2148	0	0	0	0	0	0	62	31	128	148	97	256	29	313	2	94	4	4	0	9	23	19	0	16	0	0	0	1,236
2148-2158	0	0	0	0	0	0	62	31	128	148	97	256	29	313	2	94	4	4	0	9	23	19	0	16	0	0	0	1,236
2158-2168	0	0	0	0	0	0	62	31	128	148	97	256	29	313	2	94	4	4	0	9	23	19	0	16	0	0	0	1,236
2168-2178	0	0	0	0	0	0	62	31	128	148	97	256	29	313	2	94	4	4	0	9	23	19	0	16	0	0	0	1,236
2178-2188	0	0	0	0	0	0	62	31	128	148	97	256	29	313	2	94	4	4	0	9	23	19	0	16	0	0	0	1,236
2188-2198	0	0	0	0	0	0	62	31	128	148	97	256	29	313	2	94	4	4	0	9	23	19	0	16	0	0	0	1,236
Age Range	0	1-10	11-20	21-30	31-40	41-50	51-60	61-70	71-80	81-90	91-100	101-110	111-120	121-130	131-140	141-150	151-160	161-170	171-180	181-190	191-200	201-210	211-220	221-230	231-240	241-250	251+	

Note: values in tables are rounded

Period	Ten Year Age Classes																										Total	
	0	1	2	3	4	5	6	7	8	9	10	11	12	13	14	15	16	17	18	19	20	21	22	23	24	25		26
Time 0	0	0	0	4	0	6	17	27	476	1,569	208	153	275	5	0	328	0	8	96	0	28	0	0	5	0	0	0	3,205
2001-2006	0	0	0	4	0	6	17	27	476	1,569	208	153	275	5	0	328	0	8	96	0	28	0	0	5	0	0	0	3,205
2006-2011	0	0	0	4	0	6	17	27	476	1,569	208	153	275	5	0	328	0	8	96	0	28	0	0	5	0	0	0	3,205
2011-2016	0	0	0	4	0	6	17	27	476	1,569	208	153	275	5	0	328	0	8	96	0	28	0	0	5	0	0	0	3,205
2016-2021	0	0	0	4	0	6	17	27	476	1,569	208	153	275	5	0	328	0	8	96	0	28	0	0	5	0	0	0	3,205
2021-2026	0	0	0	4	0	6	17	27	476	1,569	208	153	275	5	0	328	0	8	96	0	28	0	0	5	0	0	0	3,205
2026-2031	0	0	0	4	0	6	17	27	476	1,569	208	153	275	5	0	328	0	8	96	0	28	0	0	5	0	0	0	3,205
2031-2038	0	0	0	4	0	6	17	27	476	1,569	208	153	275	5	0	328	0	8	96	0	28	0	0	5	0	0	0	3,205
2038-2048	0	0	0	4	0	6	17	27	476	1,569	208	153	275	5	0	328	0	8	96	0	28	0	0	5	0	0	0	3,205
2048-2058	0	0	0	4	0	6	17	27	476	1,569	208	153	275	5	0	328	0	8	96	0	28	0	0	5	0	0	0	3,205
2058-2068	0	0	0	4	0	6	17	27	476	1,569	208	153	275	5	0	328	0	8	96	0	28	0	0	5	0	0	0	3,205
2068-2078	0	0	0	4	0	6	17	27	476	1,569	208	153	275	5	0	328	0	8	96	0	28	0	0	5	0	0	0	3,205
2078-2088	0	0	0	4	0	6	17	27	476	1,569	208	153	275	5	0	328	0	8	96	0	28	0	0	5	0	0	0	3,205
2088-2098	0	0	0	4	0	6	17	27	476	1,569	208	153	275	5	0	328	0	8	96	0	28	0	0	5	0	0	0	3,205
2098-2108	0	0	0	4	0	6	17	27	476	1,569	208	153	275	5	0	328	0	8	96	0	28	0	0	5	0	0	0	3,205
2108-2118	0	0	0	4	0	6	17	27	476	1,569	208	153	275	5	0	328	0	8	96	0	28	0	0	5	0	0	0	3,205
2118-2128	0	0	0	4	0	6	17	27	476	1,569	208	153	275	5	0	328	0	8	96	0	28	0	0	5	0	0	0	3,205
2128-2138	0	0	0	4	0	6	17	27	476	1,569	208	153	275	5	0	328	0	8	96	0	28	0	0	5	0	0	0	3,205
2138-2148	0	0	0	4	0	6	17	27	476	1,569	208	153	275	5	0	328	0	8	96	0	28	0	0	5	0	0	0	3,205
2148-2158	0	0	0	4	0	6	17	27	476	1,569	208	153	275	5	0	328	0	8	96	0	28	0	0	5	0	0	0	3,205
2158-2168	0	0	0	4	0	6	17	27	476	1,569	208	153	275	5	0	328	0	8	96	0	28	0	0	5	0	0	0	3,205
2168-2178	0	0	0	4	0	6	17	27	476	1,569	208	153	275	5	0	328	0	8	96	0	28	0	0	5	0	0	0	3,205
2178-2188	0	0	0	4	0	6	17	27	476	1,569	208	153	275	5	0	328	0	8	96	0	28	0	0	5	0	0	0	3,205
2188-2198	0	0	0	4	0	6	17	27	476	1,569	208	153	275	5	0	328	0	8	96	0	28	0	0	5	0	0	0	3,205

Age Range	0	1-10	11-20	21-30	31-40	41-50	51-60	61-70	71-80	81-90	91-100	101-110	111-120	121-130	131-140	141-150	151-160	161-170	171-180	181-190	191-200	201-210	211-220	221-230	231-240	241-250	251+
-----------	---	------	-------	-------	-------	-------	-------	-------	-------	-------	--------	---------	---------	---------	---------	---------	---------	---------	---------	---------	---------	---------	---------	---------	---------	---------	------

Note: values in tables are rounded



Period	Ten Year Age Classes																										Total	
	0	1	2	3	4	5	6	7	8	9	10	11	12	13	14	15	16	17	18	19	20	21	22	23	24	25		26
Time 0	101	8	0	4	1	4	3	7	107	1,528	536	378	181	75	0	70	0	0	0	31	0	1	0	3	0	0	0	3,037
2001-2006	0	107	1	4	1	4	3	7	107	1,528	536	378	181	75	0	70	0	0	0	31	0	1	0	3	0	0	0	3,037
2006-2011	0	101	8	4	1	4	3	7	107	1,528	536	378	181	75	0	70	0	0	0	31	0	1	0	3	0	0	0	3,037
2011-2016	0	0	107	1	4	1	4	3	7	107	1,528	536	378	181	75	0	70	0	0	0	31	0	1	0	3	0	0	3,037
2016-2021	0	0	101	8	4	1	4	3	7	107	1,528	536	378	181	75	0	70	0	0	0	31	0	1	0	3	0	0	3,037
2021-2026	0	0	0	107	1	4	1	4	3	7	107	1,528	536	378	181	75	0	70	0	0	0	31	0	1	0	3	0	3,037
2026-2031	0	0	0	101	8	4	1	4	3	7	107	1,528	536	378	181	75	0	70	0	0	0	31	0	1	0	3	0	3,037
2031-2038	0	0	0	0	107	1	4	1	4	3	7	107	1,528	536	378	181	75	0	70	0	0	0	31	0	1	0	3	3,037
2038-2048	0	0	0	0	0	107	1	4	1	4	3	7	107	1,528	536	378	181	75	0	70	0	0	0	31	0	1	3	3,037
2048-2058	0	0	0	0	0	0	107	1	4	1	4	3	7	107	1,528	536	378	181	75	0	70	0	0	0	31	0	4	3,037
2058-2068	0	0	0	0	0	0	0	107	1	4	1	4	3	7	107	1,528	536	378	181	75	0	70	0	0	0	31	4	3,037
2068-2078	0	0	0	0	0	0	0	0	107	1	4	1	4	3	7	107	1,528	536	378	181	75	0	70	0	0	0	34	3,037
2078-2088	0	0	0	0	0	0	0	0	0	107	1	4	1	4	3	7	107	1,528	536	378	181	75	0	70	0	0	34	3,037
2088-2098	0	0	0	0	0	0	0	0	0	0	107	1	4	1	4	3	7	107	1,528	536	378	181	75	0	70	0	34	3,037
2098-2108	0	0	0	0	0	0	0	0	0	0	0	107	1	4	1	4	3	7	107	1,528	536	378	181	75	0	70	34	3,037
2108-2118	0	0	0	0	0	0	0	0	0	0	0	0	107	1	4	1	4	3	7	107	1,528	536	378	181	75	0	104	3,037
2118-2128	0	0	0	0	0	0	0	0	0	0	0	0	0	107	1	4	1	4	3	7	107	1,528	536	378	181	75	104	3,037
2128-2138	0	0	0	0	0	0	0	0	0	0	0	0	0	0	107	1	4	1	4	3	7	107	1,528	536	378	181	179	3,037
2138-2148	0	0	0	0	0	0	0	0	0	0	0	0	0	0	0	107	1	4	1	4	3	7	107	1,528	536	378	360	3,037
2148-2158	0	0	0	0	0	0	0	0	0	0	0	0	0	0	0	0	107	1	4	1	4	3	7	107	1,528	536	738	3,037
2158-2168	0	0	0	0	0	0	0	0	0	0	0	0	0	0	0	0	0	107	1	4	1	4	3	7	107	1,528	1,274	3,037
2168-2178	0	0	0	0	0	0	0	0	0	0	0	0	0	0	0	0	0	0	107	1	4	1	4	3	7	107	2,802	3,037
2178-2188	0	0	0	0	0	0	0	0	0	0	0	0	0	0	0	0	0	0	0	107	1	4	1	4	3	7	2,909	3,037
2188-2198	0	0	0	0	0	0	0	0	0	0	0	0	0	0	0	0	0	0	0	0	107	1	4	1	4	3	2,916	3,037

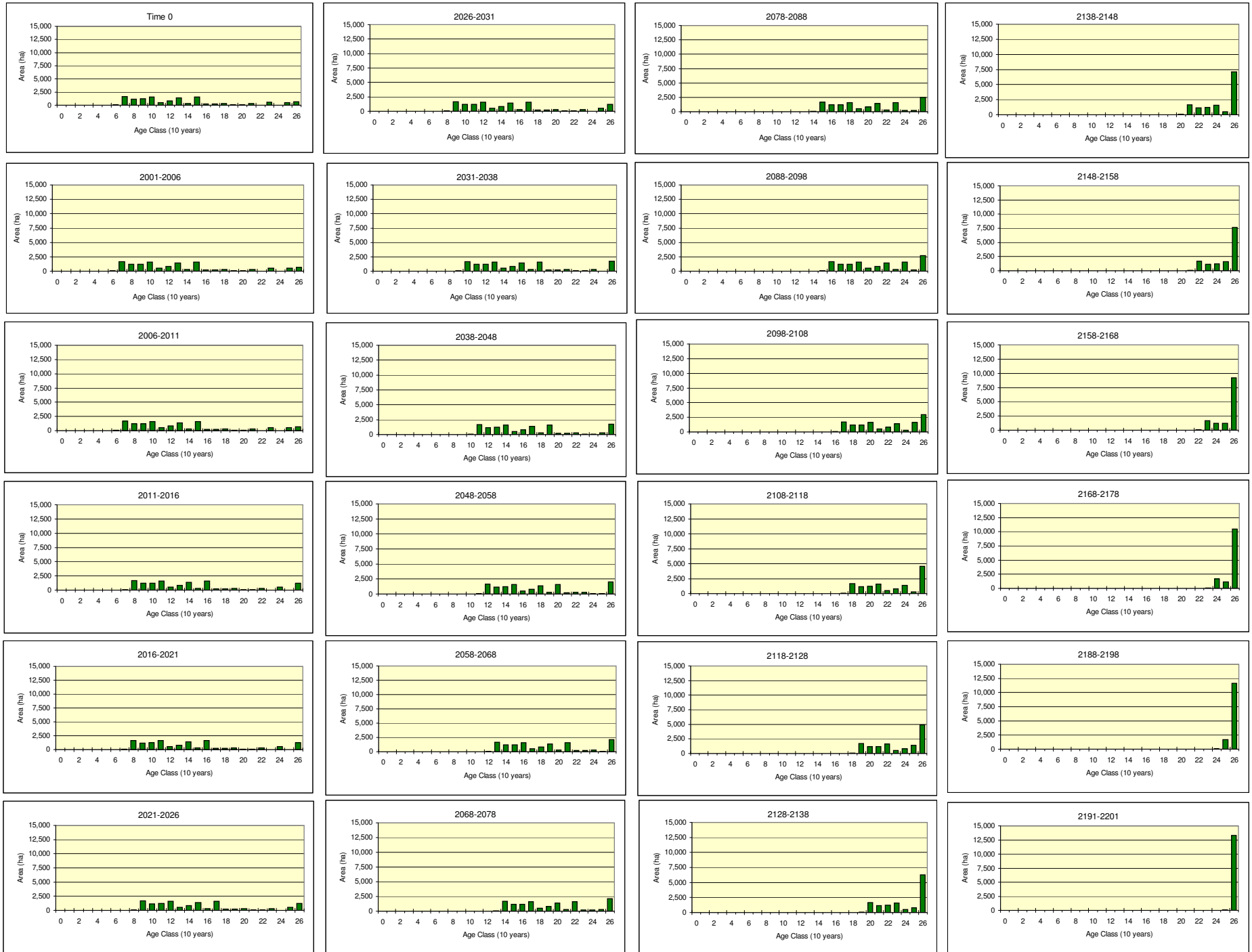
Age Range	0	1-10	11-20	21-30	31-40	41-50	51-60	61-70	71-80	81-90	91-100	101-110	111-120	121-130	131-140	141-150	151-160	161-170	171-180	181-190	191-200	201-210	211-220	221-230	231-240	241-250	251+
-----------	---	------	-------	-------	-------	-------	-------	-------	-------	-------	--------	---------	---------	---------	---------	---------	---------	---------	---------	---------	---------	---------	---------	---------	---------	---------	------

Note: values in tables are rounded

Period	Ten Year Age Classes																										Total	
	0	1	2	3	4	5	6	7	8	9	10	11	12	13	14	15	16	17	18	19	20	21	22	23	24	25		26
Time 0	6	0	0	0	0	0	67	1,671	1,181	1,212	1,602	532	819	1,398	313	1,607	241	253	307	67	54	289	0	540	1	535	679	13,373
2001-2006	0	6	0	0	0	0	67	1,671	1,181	1,212	1,602	532	819	1,398	313	1,607	241	253	307	67	54	289	0	540	1	535	679	13,373
2006-2011	0	6	0	0	0	0	67	1,671	1,181	1,212	1,602	532	819	1,398	313	1,607	241	253	307	67	54	289	0	540	1	535	679	13,373
2011-2016	0	0	6	0	0	0	0	67	1,671	1,181	1,212	1,602	532	819	1,398	313	1,607	241	253	307	67	54	289	0	540	1	1,215	13,373
2016-2021	0	0	6	0	0	0	0	67	1,671	1,181	1,212	1,602	532	819	1,398	313	1,607	241	253	307	67	54	289	0	540	1	1,215	13,373
2021-2026	0	0	0	6	0	0	0	0	67	1,671	1,181	1,212	1,602	532	819	1,398	313	1,607	241	253	307	67	54	289	0	540	1,216	13,373
2026-2031	0	0	0	6	0	0	0	0	67	1,671	1,181	1,212	1,602	532	819	1,398	313	1,607	241	253	307	67	54	289	0	540	1,216	13,373
2031-2038	0	0	0	0	6	0	0	0	0	67	1,671	1,181	1,212	1,602	532	819	1,398	313	1,607	241	253	307	67	54	289	0	1,756	13,373
2038-2048	0	0	0	0	0	6	0	0	0	0	67	1,671	1,181	1,212	1,602	532	819	1,398	313	1,607	241	253	307	67	54	289	1,756	13,373
2048-2058	0	0	0	0	0	0	6	0	0	0	0	67	1,671	1,181	1,212	1,602	532	819	1,398	313	1,607	241	253	307	67	54	2,046	13,373
2058-2068	0	0	0	0	0	0	0	6	0	0	0	0	67	1,671	1,181	1,212	1,602	532	819	1,398	313	1,607	241	253	307	67	2,099	13,373
2068-2078	0	0	0	0	0	0	0	0	6	0	0	0	0	67	1,671	1,181	1,212	1,602	532	819	1,398	313	1,607	241	253	307	2,166	13,373
2078-2088	0	0	0	0	0	0	0	0	0	6	0	0	0	0	67	1,671	1,181	1,212	1,602	532	819	1,398	313	1,607	241	253	2,473	13,373
2088-2098	0	0	0	0	0	0	0	0	0	0	6	0	0	0	67	1,671	1,181	1,212	1,602	532	819	1,398	313	1,607	241	2,726	13,373	
2098-2108	0	0	0	0	0	0	0	0	0	0	0	6	0	0	0	67	1,671	1,181	1,212	1,602	532	819	1,398	313	1,607	2,967	13,373	
2108-2118	0	0	0	0	0	0	0	0	0	0	0	0	6	0	0	0	67	1,671	1,181	1,212	1,602	532	819	1,398	313	4,573	13,373	
2118-2128	0	0	0	0	0	0	0	0	0	0	0	0	0	6	0	0	0	67	1,671	1,181	1,212	1,602	532	819	1,398	4,886	13,373	
2128-2138	0	0	0	0	0	0	0	0	0	0	0	0	0	0	6	0	0	0	67	1,671	1,181	1,212	1,602	532	819	6,284	13,373	
2138-2148	0	0	0	0	0	0	0	0	0	0	0	0	0	0	0	6	0	0	0	0	67	1,671	1,181	1,212	1,602	532	7,103	13,373
2148-2158	0	0	0	0	0	0	0	0	0	0	0	0	0	0	0	0	6	0	0	0	0	67	1,671	1,181	1,212	1,602	7,635	13,373
2158-2168	0	0	0	0	0	0	0	0	0	0	0	0	0	0	0	0	0	6	0	0	0	0	67	1,671	1,181	1,212	9,237	13,373
2168-2178	0	0	0	0	0	0	0	0	0	0	0	0	0	0	0	0	0	0	6	0	0	0	0	67	1,671	1,181	10,448	13,373
2178-2188	0	0	0	0	0	0	0	0	0	0	0	0	0	0	0	0	0	0	0	6	0	0	0	0	67	1,671	11,630	13,373
2188-2198	0	0	0	0	0	0	0	0	0	0	0	0	0	0	0	0	0	0	0	0	6	0	0	0	0	67	13,301	13,373

Age Range	0	1-10	11-20	21-30	31-40	41-50	51-60	61-70	71-80	81-90	91-100	101-110	111-120	121-130	131-140	141-150	151-160	161-170	171-180	181-190	191-200	201-210	211-220	221-230	231-240	241-250	251+
-----------	---	------	-------	-------	-------	-------	-------	-------	-------	-------	--------	---------	---------	---------	---------	---------	---------	---------	---------	---------	---------	---------	---------	---------	---------	---------	------

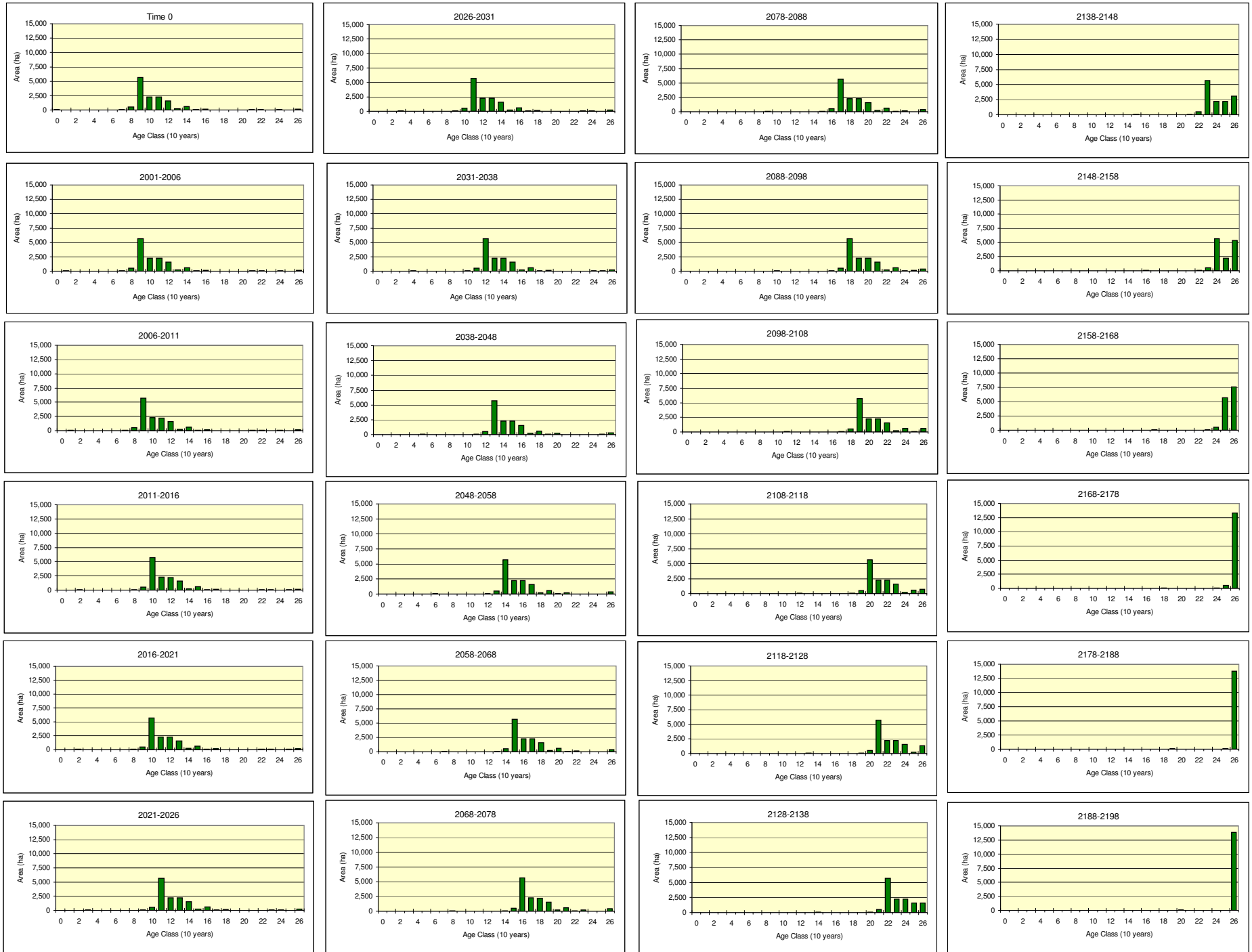
Note: values in tables are rounded



Period	Ten Year Age Classes																										Total		
	0	1	2	3	4	5	6	7	8	9	10	11	12	13	14	15	16	17	18	19	20	21	22	23	24	25		26	
Time 0	75	0	0	0	7	19	12	52	498	5,688	2,250	2,242	1,567	250	612	91	187	1	5	6	18	67	103	1	49	0	163	13,964	
2001-2006	0	75	0	0	7	19	12	52	498	5,688	2,250	2,242	1,567	250	612	91	187	1	5	6	18	67	103	1	49	0	163	13,964	
2006-2011	0	75	0	0	7	19	12	52	498	5,688	2,250	2,242	1,567	250	612	91	187	1	5	6	18	67	103	1	49	0	163	13,964	
2011-2016	0	0	75	0	0	7	19	12	52	498	5,688	2,250	2,242	1,567	250	612	91	187	1	5	6	18	67	103	1	49	163	13,964	
2016-2021	0	0	75	0	0	7	19	12	52	498	5,688	2,250	2,242	1,567	250	612	91	187	1	5	6	18	67	103	1	49	163	13,964	
2021-2026	0	0	0	75	0	0	7	19	12	52	498	5,688	2,250	2,242	1,567	250	612	91	187	1	5	6	18	67	103	1	212	13,964	
2026-2031	0	0	0	75	0	0	7	19	12	52	498	5,688	2,250	2,242	1,567	250	612	91	187	1	5	6	18	67	103	1	212	13,964	
2031-2038	0	0	0	0	75	0	0	7	19	12	52	498	5,688	2,250	2,242	1,567	250	612	91	187	1	5	6	18	67	103	213	13,964	
2038-2048	0	0	0	0	0	75	0	0	7	19	12	52	498	5,688	2,250	2,242	1,567	250	612	91	187	1	5	6	18	67	316	13,964	
2048-2058	0	0	0	0	0	0	75	0	0	7	19	12	52	498	5,688	2,250	2,242	1,567	250	612	91	187	1	5	6	18	383	13,964	
2058-2068	0	0	0	0	0	0	0	75	0	0	7	19	12	52	498	5,688	2,250	2,242	1,567	250	612	91	187	1	5	6	402	13,964	
2068-2078	0	0	0	0	0	0	0	0	75	0	0	7	19	12	52	498	5,688	2,250	2,242	1,567	250	612	91	187	1	5	408	13,964	
2078-2088	0	0	0	0	0	0	0	0	0	0	75	0	0	7	19	12	52	498	5,688	2,250	2,242	1,567	250	612	91	187	1	413	13,964
2088-2098	0	0	0	0	0	0	0	0	0	0	0	75	0	0	7	19	12	52	498	5,688	2,250	2,242	1,567	250	612	91	187	414	13,964
2098-2108	0	0	0	0	0	0	0	0	0	0	0	0	75	0	0	7	19	12	52	498	5,688	2,250	2,242	1,567	250	612	91	601	13,964
2108-2118	0	0	0	0	0	0	0	0	0	0	0	0	0	75	0	0	7	19	12	52	498	5,688	2,250	2,242	1,567	250	612	692	13,964
2118-2128	0	0	0	0	0	0	0	0	0	0	0	0	0	0	75	0	0	7	19	12	52	498	5,688	2,250	2,242	1,567	250	1,304	13,964
2128-2138	0	0	0	0	0	0	0	0	0	0	0	0	0	0	0	75	0	0	7	19	12	52	498	5,688	2,250	2,242	1,567	1,554	13,964
2138-2148	0	0	0	0	0	0	0	0	0	0	0	0	0	0	0	0	75	0	0	7	19	12	52	498	5,688	2,250	2,242	3,121	13,964
2148-2158	0	0	0	0	0	0	0	0	0	0	0	0	0	0	0	0	0	75	0	0	7	19	12	52	498	5,688	2,250	5,363	13,964
2158-2168	0	0	0	0	0	0	0	0	0	0	0	0	0	0	0	0	0	0	75	0	0	7	19	12	52	498	5,688	7,612	13,964
2168-2178	0	0	0	0	0	0	0	0	0	0	0	0	0	0	0	0	0	0	0	75	0	0	7	19	12	52	498	13,300	13,964
2178-2188	0	0	0	0	0	0	0	0	0	0	0	0	0	0	0	0	0	0	0	0	75	0	0	7	19	12	52	13,799	13,964
2188-2198	0	0	0	0	0	0	0	0	0	0	0	0	0	0	0	0	0	0	0	0	0	75	0	0	7	19	12	13,851	13,964

Age Range	0	1-10	11-20	21-30	31-40	41-50	51-60	61-70	71-80	81-90	91-100	101-110	111-120	121-130	131-140	141-150	151-160	161-170	171-180	181-190	191-200	201-210	211-220	221-230	231-240	241-250	251+
-----------	---	------	-------	-------	-------	-------	-------	-------	-------	-------	--------	---------	---------	---------	---------	---------	---------	---------	---------	---------	---------	---------	---------	---------	---------	---------	------

Note: values in tables are rounded



Period	Ten Year Age Classes																										Total			
	0	1	2	3	4	5	6	7	8	9	10	11	12	13	14	15	16	17	18	19	20	21	22	23	24	25		26		
Time 0	1	0	0	0	6	15	20	639	1,108	2,461	3,339	357	631	421	158	299	0	13	155	15	194	0	0	20	21	0	0	9,876		
2001-2006	0	1	0	0	6	5	31	639	1,108	2,461	3,339	357	629	424	158	299	0	13	155	15	194	0	0	20	21	0	0	9,876		
2006-2011	0	1	0	0	6	5	31	639	1,108	2,461	3,339	357	629	424	158	299	0	13	155	15	194	0	0	20	21	0	0	9,876		
2011-2016	0	0	1	0	0	6	5	31	639	1,108	2,461	3,339	357	629	424	158	299	0	13	155	15	194	0	0	20	21	0	0	9,876	
2016-2021	0	0	1	0	0	6	5	31	639	1,108	2,461	3,339	357	629	424	158	299	0	13	155	15	194	0	0	20	21	0	0	9,876	
2021-2026	0	0	0	1	0	0	6	5	31	639	1,108	2,461	3,339	357	629	424	158	299	0	13	155	15	194	0	0	20	21	0	0	9,876
2026-2031	0	0	0	1	0	0	6	5	31	639	1,108	2,461	3,339	357	629	424	158	299	0	13	155	15	194	0	0	20	21	0	0	9,876
2031-2038	0	0	0	0	1	0	0	6	5	31	639	1,108	2,461	3,339	357	629	424	158	299	0	13	155	15	194	0	0	42	0	0	9,876
2038-2048	0	0	0	0	0	1	0	0	6	5	31	639	1,108	2,461	3,339	357	629	424	158	299	0	13	155	15	194	0	42	0	0	9,876
2048-2058	0	0	0	0	0	0	1	0	0	6	5	31	639	1,108	2,461	3,339	357	629	424	158	299	0	13	155	15	194	42	0	0	9,876
2058-2068	0	0	0	0	0	0	0	1	0	0	6	5	31	639	1,108	2,461	3,339	357	629	424	158	299	0	13	155	15	237	0	0	9,876
2068-2078	0	0	0	0	0	0	0	0	1	0	0	6	5	31	639	1,108	2,461	3,339	357	629	424	158	299	0	13	155	252	0	0	9,876
2078-2088	0	0	0	0	0	0	0	0	0	1	0	0	6	5	31	639	1,108	2,461	3,339	357	629	424	158	299	0	13	407	0	0	9,876
2088-2098	0	0	0	0	0	0	0	0	0	0	1	0	0	6	5	31	639	1,108	2,461	3,339	357	629	424	158	299	0	420	0	0	9,876
2098-2108	0	0	0	0	0	0	0	0	0	0	0	1	0	0	6	5	31	639	1,108	2,461	3,339	357	629	424	158	299	420	0	0	9,876
2108-2118	0	0	0	0	0	0	0	0	0	0	0	0	1	0	0	6	5	31	639	1,108	2,461	3,339	357	629	424	158	720	0	0	9,876
2118-2128	0	0	0	0	0	0	0	0	0	0	0	0	0	1	0	0	6	5	31	639	1,108	2,461	3,339	357	629	424	877	0	0	9,876
2128-2138	0	0	0	0	0	0	0	0	0	0	0	0	0	0	1	0	0	6	5	31	639	1,108	2,461	3,339	357	629	1,301	0	0	9,876
2138-2148	0	0	0	0	0	0	0	0	0	0	0	0	0	0	0	1	0	0	6	5	31	639	1,108	2,461	3,339	357	1,930	0	0	9,876
2148-2158	0	0	0	0	0	0	0	0	0	0	0	0	0	0	0	0	1	0	0	6	5	31	639	1,108	2,461	3,339	2,287	0	0	9,876
2158-2168	0	0	0	0	0	0	0	0	0	0	0	0	0	0	0	0	0	1	0	0	6	5	31	639	1,108	2,461	5,625	0	0	9,876
2168-2178	0	0	0	0	0	0	0	0	0	0	0	0	0	0	0	0	0	0	1	0	0	6	5	31	639	1,108	8,087	0	0	9,876
2178-2188	0	0	0	0	0	0	0	0	0	0	0	0	0	0	0	0	0	0	0	1	0	0	6	5	31	639	9,195	0	0	9,876
2188-2198	0	0	0	0	0	0	0	0	0	0	0	0	0	0	0	0	0	0	0	0	1	0	0	6	5	31	9,834	0	0	9,876

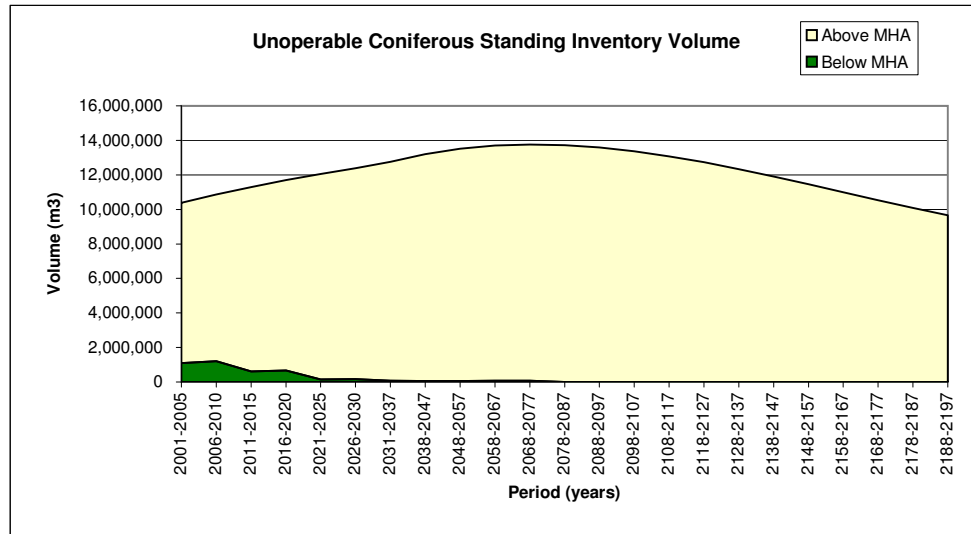
Age Range	0	1-10	11-20	21-30	31-40	41-50	51-60	61-70	71-80	81-90	91-100	101-110	111-120	121-130	131-140	141-150	151-160	161-170	171-180	181-190	191-200	201-210	211-220	221-230	231-240	241-250	251+
-----------	---	------	-------	-------	-------	-------	-------	-------	-------	-------	--------	---------	---------	---------	---------	---------	---------	---------	---------	---------	---------	---------	---------	---------	---------	---------	------

Note: values in tables are rounded

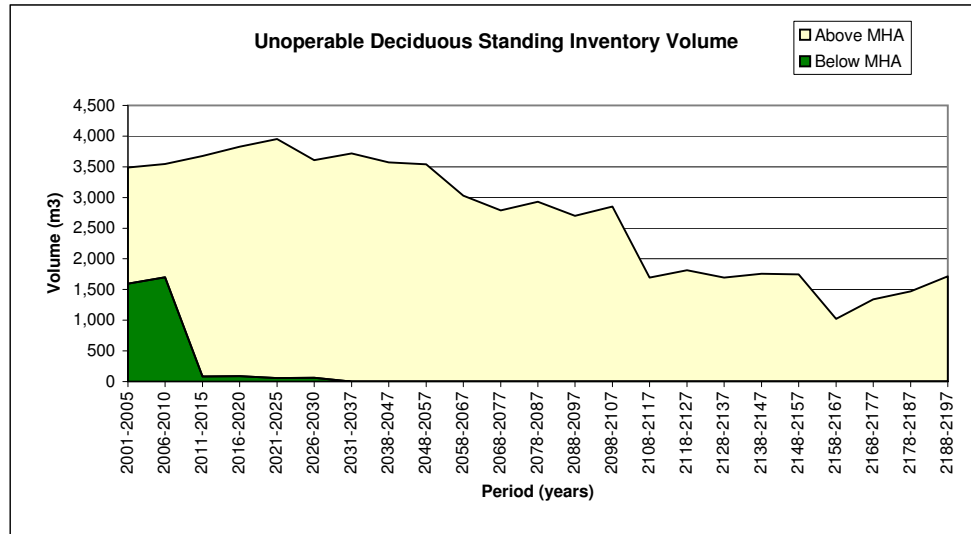
Period	Ten Year Age Classes																										Total			
	0	1	2	3	4	5	6	7	8	9	10	11	12	13	14	15	16	17	18	19	20	21	22	23	24	25		26		
Time 0	0	0	0	0	0	1	523	1,264	450	2,729	766	790	21	70	0	0	15	0	0	0	0	0	0	0	0	0	0	0	6,629	
2001-2006	0	0	0	0	0	1	523	1,264	450	2,729	766	790	21	70	0	0	15	0	0	0	0	0	0	0	0	0	0	6,629		
2006-2011	0	0	0	0	0	1	523	1,264	450	2,729	766	790	21	70	0	0	15	0	0	0	0	0	0	0	0	0	0	6,629		
2011-2016	0	0	0	0	0	0	1	523	1,264	450	2,729	766	790	21	70	0	0	15	0	0	0	0	0	0	0	0	0	6,629		
2016-2021	0	0	0	0	0	0	1	523	1,264	450	2,729	766	790	21	70	0	0	15	0	0	0	0	0	0	0	0	0	6,629		
2021-2026	0	0	0	0	0	0	0	1	523	1,264	450	2,729	766	790	21	70	0	0	15	0	0	0	0	0	0	0	0	6,629		
2026-2031	0	0	0	0	0	0	0	1	523	1,264	450	2,729	766	790	21	70	0	0	15	0	0	0	0	0	0	0	0	6,629		
2031-2038	0	0	0	0	0	0	0	0	1	523	1,264	450	2,729	766	790	21	70	0	0	15	0	0	0	0	0	0	0	6,629		
2038-2048	0	0	0	0	0	0	0	0	0	1	523	1,264	450	2,729	766	790	21	70	0	0	15	0	0	0	0	0	0	6,629		
2048-2058	0	0	0	0	0	0	0	0	0	0	1	523	1,264	450	2,729	766	790	21	70	0	0	15	0	0	0	0	0	6,629		
2058-2068	0	0	0	0	0	0	0	0	0	0	0	1	523	1,264	450	2,729	766	790	21	70	0	0	15	0	0	0	0	6,629		
2068-2078	0	0	0	0	0	0	0	0	0	0	0	0	1	523	1,264	450	2,729	766	790	21	70	0	0	15	0	0	0	6,629		
2078-2088	0	0	0	0	0	0	0	0	0	0	0	0	0	0	1	523	1,264	450	2,729	766	790	21	70	0	0	15	0	6,629		
2088-2098	0	0	0	0	0	0	0	0	0	0	0	0	0	0	0	1	523	1,264	450	2,729	766	790	21	70	0	0	15	0	6,629	
2098-2108	0	0	0	0	0	0	0	0	0	0	0	0	0	0	0	0	1	523	1,264	450	2,729	766	790	21	70	0	0	15	6,629	
2108-2118	0	0	0	0	0	0	0	0	0	0	0	0	0	0	0	0	0	1	523	1,264	450	2,729	766	790	21	70	0	15	6,629	
2118-2128	0	0	0	0	0	0	0	0	0	0	0	0	0	0	0	0	0	0	1	523	1,264	450	2,729	766	790	21	70	15	6,629	
2128-2138	0	0	0	0	0	0	0	0	0	0	0	0	0	0	0	0	0	0	0	0	1	523	1,264	450	2,729	766	790	21	85	6,629
2138-2148	0	0	0	0	0	0	0	0	0	0	0	0	0	0	0	0	0	0	0	0	0	1	523	1,264	450	2,729	766	790	106	6,629
2148-2158	0	0	0	0	0	0	0	0	0	0	0	0	0	0	0	0	0	0	0	0	0	0	1	523	1,264	450	2,729	766	895	6,629
2158-2168	0	0	0	0	0	0	0	0	0	0	0	0	0	0	0	0	0	0	0	0	0	0	0	1	523	1,264	450	2,729	1,661	6,629
2168-2178	0	0	0	0	0	0	0	0	0	0	0	0	0	0	0	0	0	0	0	0	0	0	0	0	1	523	1,264	450	4,391	6,629
2178-2188	0	0	0	0	0	0	0	0	0	0	0	0	0	0	0	0	0	0	0	0	0	0	0	0	0	1	523	1,264	4,841	6,629
2188-2198	0	0	0	0	0	0	0	0	0	0	0	0	0	0	0	0	0	0	0	0	0	0	0	0	0	0	1	523	6,105	6,629
Age Range	0	1-10	11-20	21-30	31-40	41-50	51-60	61-70	71-80	81-90	91-100	101-110	111-120	121-130	131-140	141-150	151-160	161-170	171-180	181-190	191-200	201-210	211-220	221-230	231-240	241-250	251+			

Note: values in tables are rounded

Period	Unoperable Coniferous Volume	
	Above MHA	Below MHA
2001-2005	9,299,538	1,090,296
2006-2010	9,666,034	1,198,541
2011-2015	10,669,470	616,046
2016-2020	11,018,400	675,163
2021-2025	11,891,014	153,096
2026-2030	12,209,599	171,133
2031-2037	12,697,259	67,451
2038-2047	13,158,905	50,649
2048-2057	13,461,865	55,173
2058-2067	13,628,264	68,234
2068-2077	13,678,691	80,850
2078-2087	13,718,504	0
2088-2097	13,582,750	0
2098-2107	13,364,275	0
2108-2117	13,076,148	0
2118-2127	12,729,513	0
2128-2137	12,337,139	0
2138-2147	11,910,257	0
2148-2157	11,457,109	0
2158-2167	10,996,705	0
2168-2177	10,537,096	0
2178-2187	10,086,490	0
2188-2197	9,663,183	0



Period	Unoperable Deciduous Volume	
	Above MHA	Below MHA
2001-2005	1,895	1,596
2006-2010	1,847	1,701
2011-2015	3,589	85
2016-2020	3,734	91
2021-2025	3,892	59
2026-2030	3,544	63
2031-2037	3,718	1
2038-2047	3,572	1
2048-2057	3,537	2
2058-2067	3,030	2
2068-2077	2,788	1
2078-2087	2,931	0
2088-2097	2,701	0
2098-2107	2,855	0
2108-2117	1,695	0
2118-2127	1,816	0
2128-2137	1,695	0
2138-2147	1,760	0
2148-2157	1,748	0
2158-2167	1,020	0
2168-2177	1,341	0
2178-2187	1,473	0
2188-2197	1,715	0

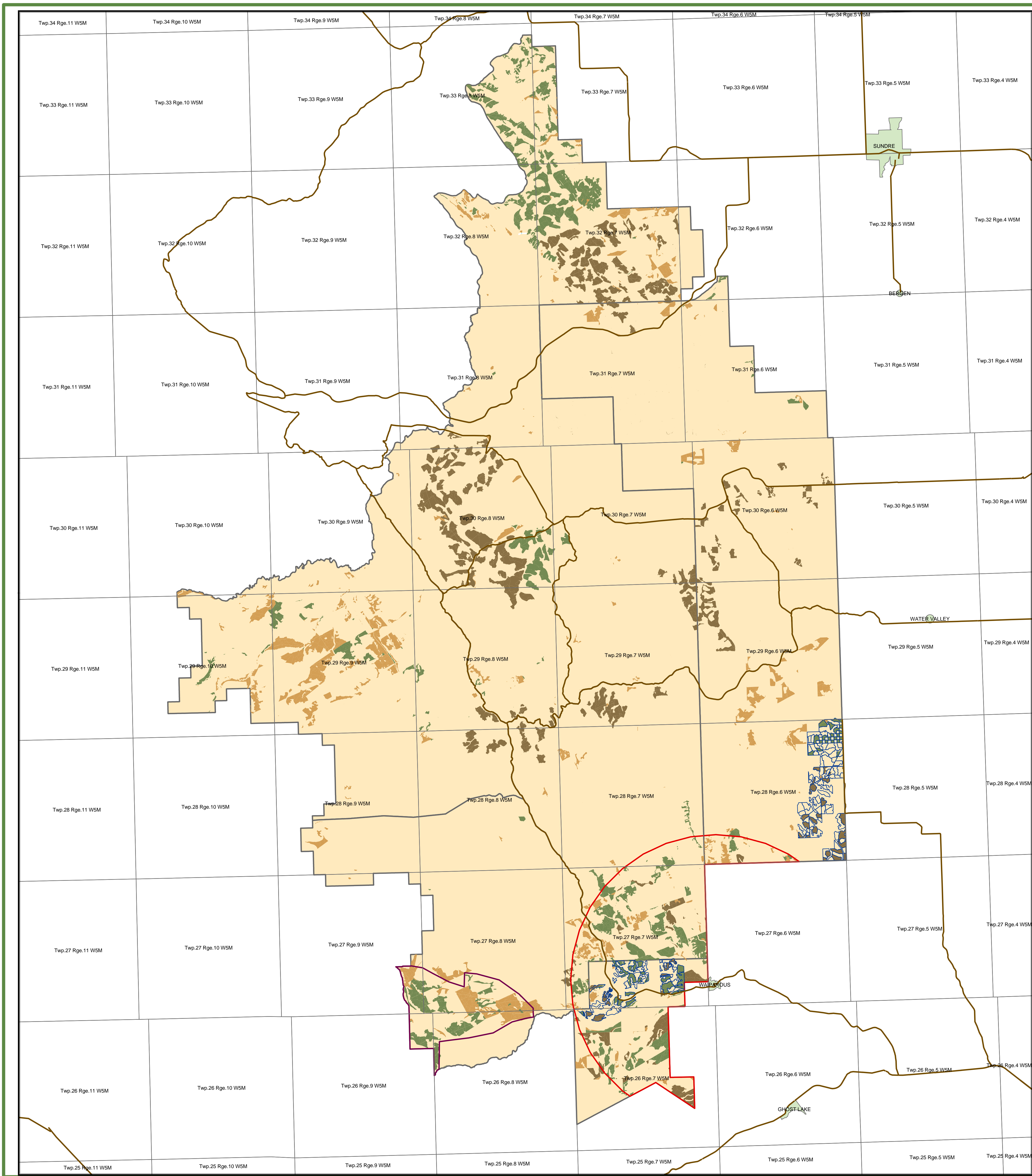




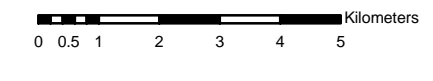
15 Year Harvest Map Run 4 - FMA Surge Cut, North FMU 20-Year Adjacency 5-Year Regen Delay

Legend

- Main Roads
- Ghost-Waiparous CTP Area
- Dogpound CTP Area
- Beetle Priority Zones
- Fire Hazard Zones
- Cities, Towns, Villages
- Compartments
- FMA Wide Surge Cut - North FMU**
 - 2001-2006
 - 2006-2011
 - 2011-2016



UTM Nad83 Zone 11 Projection
Scale: 1 : 125,000
November 3, 2004



Produced by: Tesera Systems Inc.
Generated by: Colin Lynch
Telephone: (403) 932-0443
Email: colin.lynch@tesera.com



While considerable diligence has been exercised to ensure the accuracy of this map, Tesera Systems Inc. is not responsible for any damages or losses resulting from its application in forest development planning.
Copyright 2004 Spray Lake Sawmills