

Agri-Food Statistics Update



Issue No: LS15-1

Collected from a variety of sources, the Statistics and Data Development Branch monitors statistical indicators of agri-food activity for Alberta. The Agri-Food Statistics Update is designed to provide users with commentary on current issues, trends and new developments related to agriculture and the food and beverage processing industries. Up-to-date statistics are supplemented with informative charts and diagrams. To gauge Alberta's performance, comparative data and information are often available for Canada and the provinces.

The estimates present potential marketings (i.e. supply which could become available), based on the size of the breeding herd and imports. Such information is useful to producers and others when making decisions relating to marketings, pricing, future production, as well as in estimating farm income and farm expenses.

The process involves verifying commodity supply and disposition variables to arrive at ending stocks. The supply variables are opening stocks, births and imports (interprovincial/international), while the disposition variables include deaths and condemnations, marketings, and exports (interprovincial/international). Administrative data are used where available, supplemented with some estimates where data are not timely or available. Hence, **the inventory estimates are subject to revision**. Given this limitation, users are advised to exercise some caution when using the estimates.

Please visit the following website for a complete listing of Agri-Food Statistics Update releases:

[http://www1.agric.gov.ab.ca/\\$department/deptdocs.nsf/all/sdd5270](http://www1.agric.gov.ab.ca/$department/deptdocs.nsf/all/sdd5270)

Note to Users: The contents of this document may not be used or reproduced without properly accrediting Alberta Agriculture and Rural Development, Economics and Competitiveness Division, Statistics and Data Development Branch.



January 1, 2015 Livestock Inventory Estimates Alberta/Canada

On March 5, Statistics Canada released the January 1, 2015 inventory estimates for cattle, pigs, and sheep on farms in Alberta and other Canadian provinces.

Key Messages

Cattle and Calves Inventories

- ⇒ Cattle and calves on Alberta farms totalled 4.9 million head, down 3.4 per cent from January 1, 2014.
- ⇒ The decline in inventory was mainly due to a drop in all cattle classes.
- ⇒ Among the factors impacting inventories were record high cattle prices, strong consumer demand for beef, relatively low feed costs and higher exports of live cattle to the US.

Pig Inventories

- ⇒ Alberta's total pig inventory on farms was estimated at 1.5 million head, up 2.4 per cent from a year previous.
- ⇒ Inventories increased for all classes of animals with the exception of market hogs in the "Under 23 kilograms" class and boars which remained flat.
- ⇒ Among the factors impacting hog inventories were the strong slaughter hog prices, robust consumer demand for pork and relatively low feed costs.

Sheep and Lamb Inventories

- ⇒ The size of the provincial flock was 150,000 head, down 2.0 per cent from a year earlier.

Other Comparisons

- ⇒ Nationally, cattle and calf, and sheep and lamb inventories fell, while hog inventories increased.
- ⇒ Alberta currently ranks first in the nation in cattle and calf inventories; third in sheep and lamb inventories; and fourth in hog inventories.

March 10, 2015

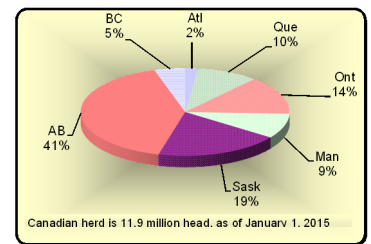
(Please turn over)

Selected Livestock on Alberta Farms, as of January 1, 2015

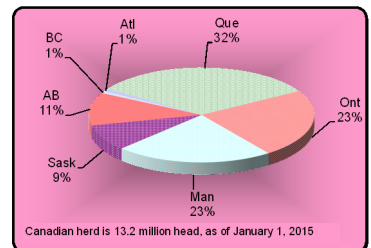
**Agri-Food Statistics
Update: LS15-1**

	2011	2012	2013	2014r	2015p	% Change ('15/'14)	% of West. Cda	% of Canada
	(Head)							
Total Cattle and Calves	4,855,000	4,975,000	5,060,000	5,075,000	4,900,000	-3.4	55.3	41.1
Bulls, 1 year plus	90,000	89,200	86,400	89,400	89,000	-0.4	49.3	41.8
Beef Cows	1,607,400	1,595,400	1,595,900	1,594,000	1,546,000	-3.0	46.6	40.4
Milk Cows	81,000	80,900	80,800	80,700	80,400	-0.4	35.8	8.4
Heifers: dairy replacement	38,400	38,700	38,600	38,700	38,500	-0.5	37.9	8.7
Heifers: beef replacement	219,300	218,300	225,600	224,100	218,100	-2.7	46.6	41.1
Heifers: slaughter	575,500	625,500	619,500	615,300	574,800	-6.6	80.9	62.7
Steers, 1 year plus	662,600	730,500	711,800	728,200	681,700	-6.4	79.4	57.8
Calves, under 1 year	1,580,800	1,596,500	1,701,400	1,704,600	1,671,500	-1.9	55.7	43.4
Total Pigs	1,405,000	1,390,000	1,400,000	1,445,000	1,480,000	2.4	25.9	11.2
Breeding Stock	141,600	141,500	140,100	140,200	140,300	0.1	24.7	11.5
Boars, 6 months plus	4,600	4,400	4,300	4,300	4,300	0.0	39.4	18.5
Sows & Bred Gilts	137,000	137,100	135,800	135,900	136,000	0.1	24.4	11.4
All Other Pigs	1,263,400	1,248,500	1,259,900	1,304,800	1,339,700	2.7	26.0	11.2
Under 23 kg	467,900	484,400	479,700	484,900	480,600	-0.9	23.5	10.2
23 - 53 kg	226,400	223,000	226,700	241,700	249,000	3.0	25.0	10.2
54 - 80 kg	330,900	317,600	310,700	315,000	320,000	1.6	29.4	13.7
Over 81 kg	238,200	223,500	242,800	263,200	290,100	10.2	28.3	11.8
Total Sheep and Lambs	151,000	154,000	158,000	153,000	150,000	-2.0	42.7	17.5
Rams	4,800	4,900	4,900	4,800	4,700	-2.1	43.5	18.7
Ewes	90,800	91,500	92,300	91,500	90,500	-1.1	45.0	16.7
Replacement Lambs	13,400	14,400	15,200	14,800	14,600	-1.4	43.8	18.3
Market Lambs	42,000	43,200	45,600	41,900	40,200	-4.1	38.0	19.1

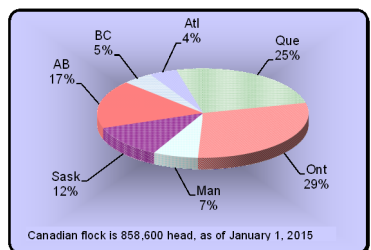
Percentage of Canadian Cattle and Calf Inventory



Percentage of Canadian Hog Inventory



Percentage of Canadian Sheep and Lamb Inventory



Alberta's Cattle and Calf Inventory decreased 3.4 per cent

As of January 1, 2015 cattle and calves on Alberta farms totalled 4.9 million head, down 3.4 per cent from January 1, 2014. The decline in inventory was due to a drop in all cattle classes.

Alberta's total beef breeding herd, comprising cows and heifers, declined to 1.8 million head, down 3.0 per cent from January 1, 2014. Total beef cows numbers fell 3.0 per cent to 1.5 million head, while beef heifers for replacement shrunk 2.7 per cent to 218,100 head. Among the factors impacting inventories were record high cattle prices, strong consumer demand for beef and higher exports of live cattle to the US.

Heifers for slaughter dropped 6.6 per cent to 574,800 head, while steers decreased 6.4 per cent to 681,700 head. Calves declined 1.9 per cent to 1.7 million head, while bulls fell marginally by 0.4 per cent to 89,000 head. The provincial dairy herd (cows and heifers) was also down 0.4 per cent to 118,900 head. Milk cows declined 0.4 per cent to 80,400 head, while dairy heifers fell 0.5 per cent to 38,500 head.

Alberta's Pig Inventory grew 2.4 per cent

Alberta's total pig herd on farms estimated at 1.5 million head, was up 2.4 per cent from January 1, 2014. Inventories increased for all classes of animals with the exception of hogs in the "Under 23 kilograms" class and boars which remained flat.

The total market hog inventory grew 2.7 per cent to 1.3 million head. Hogs in the "Under 23 kilograms" class fell 0.9 per cent to 480,600 head, while hogs in the "23 to 53 kilogram" class increased 3.0 per cent to 249,000 head. Similarly, hogs in the "54 to 80 kilogram" class grew 1.6 per cent to 320,000 head, while the "over 81 kilogram" class was up 10.2 per cent to 290,100 head.

The estimated breeding inventory, comprising boars, sows and bred gilts, was up 0.1 per cent from the previous year to 140,300 head. Sows and bred gilts increased 0.1 per cent to 136,000 head, while boars remained unchanged at 4,300 head.

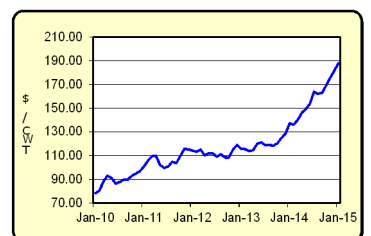
Among the factors impacting hog inventories were strong slaughter hog prices, relatively low feed costs and strong consumer demand for pork.

Alberta's Sheep and Lamb Inventory declined 2.0 per cent

As of January 1, 2015 the size of the provincial flock on Alberta farms was 150,000 head, down 2.0 per cent from a year earlier. The drop in inventory was mainly due to a decline in all classes of animals.

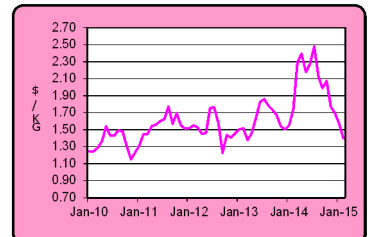
Ewes dropped 1.1 per cent to 90,500 head, replacement lambs declined 1.4 per cent to 14,600 head, market lambs decreased 4.1 per cent to 40,200 head, while rams fell 2.1 per cent to 4,700 head.

Monthly Alberta Slaughter Steer Price, 2010-2015



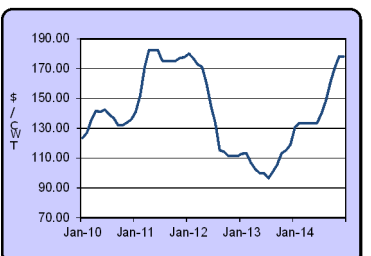
Source: Canfax

Monthly Alberta Index 100 Hog Price, 2010-2015



Source: ARD

Monthly Alberta Slaughter Lamb Price, 2010-2014



Source: Sungold Speciality Meats Ltd; ARD

Source: Statistics Canada; Alberta Agriculture and Rural Development (ARD)
p - Preliminary and may be subject to revision r - Revised

Prepared by: Alberta Agriculture and Rural Development, Economics and Competitiveness Division, Statistics and Data Development Branch
E-mail: john.paul.emunu@gov.ab.ca Telephone: 780-427-4243

March 10, 2015