

# July 2018 Livestock Inventory Estimates

# Alberta/Canada Highlights

Agri-Food Statistics Update: Issue LS18-2

---

## Release Information

The livestock inventory estimates for cattle, hogs and sheep on farms in Alberta and other Canadian provinces (as of July 1, 2018) were released on August 23, 2018 by Statistics Canada. Detailed data is available on the Statistics Canada website, series numbers 32-10-0130-01 (cattle and calves); 32-10-0145-01 (hogs); and 32-10-0129-01 (sheep and lambs):

<https://www150.statcan.gc.ca/n1/en/type/data>

## Highlights

- Total inventories for hogs and sheep and lambs on Alberta farms were up, while cattle and calves were down compared to July 1, 2017.
- Some of the factors that affected cattle and calf inventories were increased cattle slaughter and interprovincial exports in the first half of 2018.
- Alberta continues to lead the nation in cattle and calf inventories (5.1 million head), followed by Saskatchewan (2.6 million head) and Ontario (1.6 million head).
- Hog inventories grew 3.4 per cent to 1.5 million head, sheep and lamb flock increased 1.5 per cent to 197,000 head, while cattle and calf inventories decreased 1.5 per cent to 5.1 million head.
- The province ranks third in sheep and lamb inventories and fourth in hog inventories
- Currently, Alberta accounts for 40.7 per cent of the total cattle and calf inventory in Canada (12.4 million head), 10.7 per cent of the hogs (14.2 million head) and 18.5 per cent of the sheep and lambs (1.1 million head).

## Cattle and Calves:

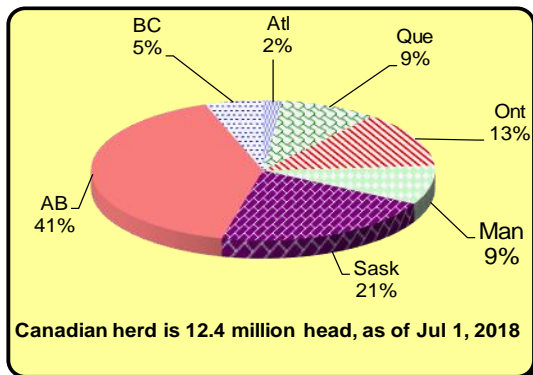
- As of July 1, 2018, cattle and calves on Alberta farms totalled 5.1 million head, down 1.5 per cent from July 1, 2017. The decrease in inventory was mainly due to a drop in all cattle classes with the exception of the dairy herd (milk cows and heifers) and slaughter heifers which grew.
- Alberta's total beef breeding herd, comprising cows and heifers fell 2.0 per cent to 1.8 million head. Total beef cows numbers declined 1.4 per cent to 1.5 million head, while beef heifers for replacement were down 5.1 per cent to 281,300 head. The decline in breeding stock was largely due to higher cow and heifer slaughter levels in the first half of 2018, compared to 2017.
- As of July 1, 2018, there were 122,200 dairy cows and heifers on Alberta farms, up 1.3 per cent from July 1, 2017.
- Canadian farmers had 12.4 million head of cattle and calves on their farms, down 0.8 per cent from July 1, 2017. Inventories fell in all provinces with the exception of the Atlantic Provinces, Quebec and British Columbia which grew.
- With 5.1 million head, Alberta led the nation in cattle and calf inventories, followed by Saskatchewan (2.6 million head) and Ontario (1.6 million head).
- Currently, Alberta accounts for 53.5 per cent of the total Western Canadian herd (9.5 million head) and 40.7 per cent of the national herd (12.4 million head).

## Selected Livestock on Alberta Farms, as of July 1, 2018

	2014r	2015r	2016r	2017r	2018p	% Change	% of	% of
	(Head)					('18/'17)	West. Cda	Canada
<b>Total Cattle and Calves</b>	<b>5,425,000</b>	<b>5,235,000</b>	<b>5,205,000</b>	<b>5,135,000</b>	<b>5,060,000</b>	<b>-1.5</b>	<b>53.5</b>	<b>40.7</b>
Bulls, 1 year plus	92,200	92,700	94,900	92,200	92,100	-0.1	47.9	41.4
Beef Cows	1,580,100	1,539,100	1,577,400	1,570,900	1,548,300	-1.4	46.9	41.6
Milk Cows	79,900	80,400	80,000	80,500	81,200	0.9	34.7	8.4
Heifers: dairy replacement	38,800	37,800	39,600	40,100	41,000	2.2	36.0	9.4
Heifers: beef replacement	262,100	263,100	289,800	296,300	281,300	-5.1	47.1	42.0
Heifers: slaughter	666,600	605,600	574,800	543,300	554,000	2.0	76.7	62.4
Steers, 1 year plus	930,500	945,500	897,800	851,600	845,100	-0.8	74.7	55.3
Calves, under 1 year	1,774,800	1,670,800	1,650,700	1,660,100	1,617,000	-2.6	51.1	40.5
<b>Total Pigs</b>	<b>1,370,000</b>	<b>1,395,000</b>	<b>1,465,000</b>	<b>1,470,000</b>	<b>1,520,000</b>	<b>3.4</b>	<b>24.9</b>	<b>10.7</b>
<b>Breeding Stock</b>	<b>125,900</b>	<b>127,500</b>	<b>127,500</b>	<b>130,900</b>	<b>132,500</b>	<b>1.2</b>	<b>21.9</b>	<b>10.5</b>
Boars, 6 months plus	4,300	4,400	4,900	4,800	4,900	2.1	43.8	26.2
Sows & Bred Gilts	121,600	123,100	122,600	126,100	127,600	1.2	21.4	10.2
<b>All Other Pigs</b>	<b>1,244,100</b>	<b>1,267,500</b>	<b>1,337,500</b>	<b>1,339,100</b>	<b>1,387,500</b>	<b>3.6</b>	<b>25.2</b>	<b>10.7</b>
Under 23 kg	483,800	491,200	523,900	489,700	534,900	9.2	22.1	10.0
23 - 53 kg	227,400	217,900	247,400	266,400	274,800	3.2	28.4	11.1
54 - 80 kg	292,500	279,900	282,100	295,400	280,500	-5.0	24.2	11.2
Over 81 kg	240,400	278,500	284,100	287,600	297,300	3.4	31.0	11.4
<b>Total Sheep and Lambs</b>	<b>200,000</b>	<b>197,000</b>	<b>195,000</b>	<b>194,000</b>	<b>197,000</b>	<b>1.5</b>	<b>41.7</b>	<b>18.5</b>
Rams	4,900	4,800	4,800	4,600	4,700	2.2	43.1	19.4
Ewes	90,200	89,400	90,100	89,800	91,400	1.8	42.5	17.4
Replacement Lambs	14,200	16,000	17,000	17,300	17,500	1.2	39.6	18.9
Market Lambs	90,700	86,800	83,100	82,300	83,400	1.3	41.3	19.7

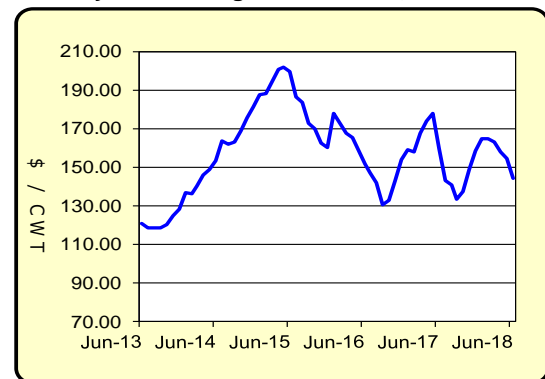
Source: Statistics Canada series numbers 32-10-0130-01 (cattle and calves); 32-10-0145-01 (hogs); and 32-10-0129-01 (sheep and lambs)

### Percentage of Canadian Cattle and Calf Inventory



Source: Statistics Canada

### Monthly Alberta Slaughter Steer Price, 2013-2018



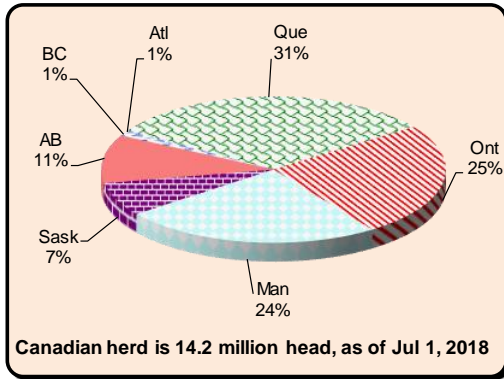
Source: Canfax

### Hogs:

- Total hogs on Alberta farms was estimated at 1.5 million head, up 3.4 per cent from July 1, 2017. Inventories increased for all classes of animals with the exception of hogs in the "54 to 80 kilograms" class which fell. Despite a drop in hog prices in the first half of 2018, the growth in inventories is being driven by strong consumer demand for pork.
- The total market hog inventory grew 3.6 per cent to 1.4 million head. Hogs in the "Under 23 kilograms" class rose 9.2 per cent to 534,900 head, while hogs in the "23 to 53 kilograms" class increased 3.2 per cent to 274,800 head. Similarly, hogs in the "Over 81 kilograms" class were up 3.4 per cent to 297,300 head, while hogs in the "54 to 80 kilograms" class fell 5 per cent to 280,500 head.
- The estimated breeding inventory, comprising boars, sows and bred gilts, was up 1.2 per cent from July 1, 2017 to 132,500 head. Sows and bred gilts rose 1.2 per cent to 127,600 head, while boars increased 2.1 per cent to 4,900 head.
- Canadian producers had 14.2 million head of hogs, down 0.4 per cent from July 1, 2017. Hog inventories declined in all provinces with the exception of Alberta and Ontario which grew.

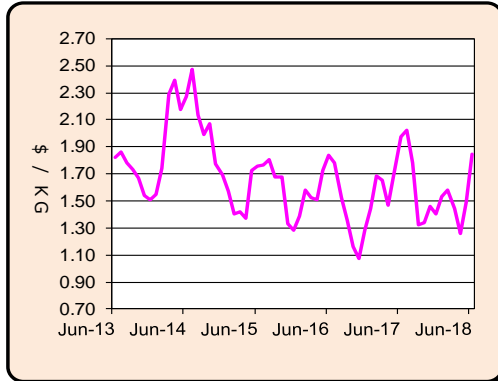
- Across Canada, Alberta currently ranks fourth in hog inventories (1.5 million head), behind Quebec (4.4 million head), Ontario (3.6 million head) and Manitoba (3.4 million head).
- Alberta currently accounts for 24.9 per cent of the Western Canadian hog population of 6.1 million head and 10.7 per cent of the national total of 14.2 million head.

Percentage of Canadian Hog Inventory



Source: Statistics Canada

Monthly Alberta Index 100 Hog Price, 2013-2018



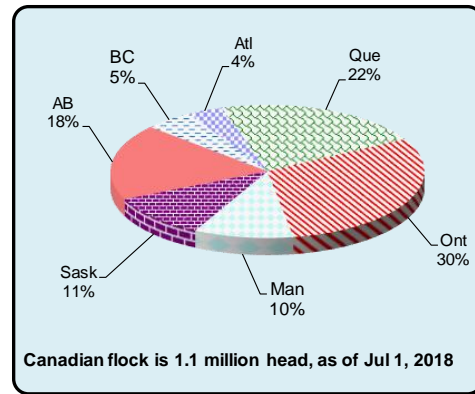
Source: Alberta Agriculture and Forestry (AF)

## Sheep and Lambs:

- As of July 1, 2018, the size of the sheep and lamb flock on Alberta farms was 197,000 head, up 1.5 per cent from a year earlier. This marks the first year-over-year increase following six consecutive years of decline. The increase in inventory was mainly due to growth in all classes of animals. Strong sheep and lamb prices are encouraging producers to retain more animals.
- Ewes, at 91,400 head, were up 1.8 per cent compared to July 1, 2017 numbers. Replacement lambs rose 1.2 per cent to 17,500 head, while market lambs grew 1.3 per cent to 83,400 head. The total number of rams rose 2.2 per cent to 4,700 head.

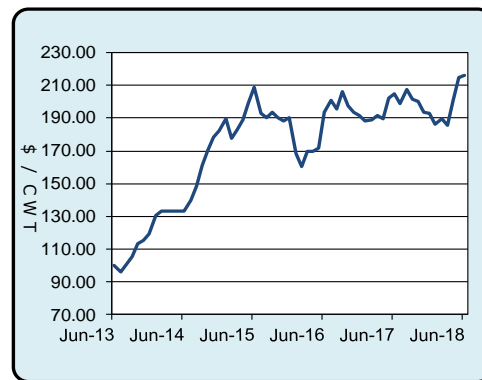
- Nationally, the sheep and lamb flock increased 1.6 per cent to 1.1 million head. Inventories were up in all provinces with the exception of Nova Scotia, New Brunswick, Quebec and British Columbia which fell.
- Among provinces, Alberta ranks third in sheep and lamb inventories (197,000 head), behind Ontario (324,000 head) and Quebec (231,000 head).
- Alberta currently accounts for 41.7 per cent of the total Western Canadian sheep and lamb flock of 472,000 head and 18.5 per cent of the national total of 1.1 million head.

Percentage of Canadian Sheep and Lamb Inventory



Source: Statistics Canada

Monthly Alberta Slaughter Lamb Price, 2013-2018



Source: Sungold Speciality Meats Ltd; AF

### For more information:

Please visit the Agriculture and Forestry website: <https://www.agric.gov.ab.ca>

Or contact:

John Paul Emunu, Livestock Statistician  
 Alberta Agriculture and Forestry  
 Economics and Competitiveness Branch  
 Statistics and Data Development Section  
 Phone: 780-427-4243