



Start the Engine



Move Out / Take Off



Raise Equipment



Stop the Engine

**Hand Signals
On The Farm**
The universal language


Alberta
Farm Safety
Program



Lower Equipment




Speed it Up



Slow it Down



Stop from Behind



This Far to Go




Come to Me



Move to Me / Follow Me



Stop



Left Turn



Right Turn

HAND SIGNALS

FOR AGRICULTURAL SAFETY

Noisy equipment and distance between workers makes hand signals a necessity

When working with others to hitch up farm implements, move livestock or navigate an oversized load, hand signals are an **ideal way** to communicate.

Noise from machinery, wearing hearing protection and the physical distances between workers can lead to a **communication breakdown**. Often noises are so loud that it is impossible to hear, even if someone is yelling.

These hand signals have been adopted by the American Society of Agricultural Engineers for Agricultural Safety. These hand signals help everyone to communicate in the same **'language'** which decreases the risk of injury.

Using hand signals:

- Saves time
- Reduces frustration
- Prevents incidences
- Lowers the risk of accidental death



Hand signals provide a way to communicate instructions effectively and safely!

WHAT CAN YOU DO?

1. Learn the standard hand signals and adopt them on your farm.
2. Post hand signal posters in a place where you, your family and your employees will see them on a daily basis. This will help everyone become familiar with them.
3. Train new employees in use the of the hand signals.