

# Agri-Food Statistics Update



## Issue No: LS15-2

Collected from a variety of sources, the Statistics and Data Development Branch monitors statistical indicators of agri-food activity for Alberta. The Agri-Food Statistics Update is designed to provide users with commentary on current issues, trends and new developments related to agriculture and the food and beverage processing industries. Up-to-date statistics are supplemented with informative charts and diagrams. To gauge Alberta's performance, comparative data and information are often available for Canada and the provinces.

The estimates present potential marketings (i.e. supply which could become available), based on the size of the breeding herd and imports. Such information is useful to producers and others when making decisions relating to marketings, pricing, future production, as well as in estimating farm income and farm expenses.

The process involves verifying commodity supply and disposition variables to arrive at ending stocks. The supply variables are opening stocks, births and imports (interprovincial/international), while the disposition variables include deaths and condemnations, marketings, and exports (interprovincial/international). Administrative data are used where available, supplemented with some estimates where data are not timely or available. Hence, **the inventory estimates are subject to revision**. Given this limitation, users are advised to exercise some caution when using the estimates.

Please visit the following website for a complete listing of Agri-Food Statistics Update releases:

[http://www1.agric.gov.ab.ca/\\$department/deptdocs.nsf/all/sdd5270](http://www1.agric.gov.ab.ca/$department/deptdocs.nsf/all/sdd5270)

Note to Users: The contents of this document may not be used or reproduced without properly accrediting Alberta Agriculture and Forestry, Economics and Competitiveness Division, Statistics and Data Development Branch.

## July 1, 2015 Livestock Inventory Estimates Alberta/Canada

On August 20, Statistics Canada released the July 1, 2015 inventory estimates for cattle, pigs, and sheep on farms in Alberta and other Canadian provinces.

### Key Messages

#### **Cattle and Calves Inventories**

- ⇒ As of July 1, 2015, cattle and calves on Alberta's farms totalled 5.3 million head, down 2.8 per cent from July 1, 2014.
- ⇒ Very little of the decline in the July 1, 2015 estimate is attributed to the dry conditions in Alberta but rather is a continuation of a down trend in inventories.
- ⇒ Among the factors impacting inventories were the strong cattle prices in recent years, strong consumer demand for beef and increased marketings.

#### **Pig Inventories**

- ⇒ Alberta's total pig herd on farms estimated at 1.5 million head, was up 1.4 per cent from July 1, 2014.
- ⇒ Some of the factors encouraging the growth in pig inventories were the relatively strong slaughter prices and strong consumer demand for pork.

#### **Sheep and Lamb Inventories**

- ⇒ The size of the provincial flock on farms in Alberta was 195,000 head, down 2.5 per cent from a year earlier.
- ⇒ Record slaughter lamb prices in late 2014 and the first half of 2015 have encouraged lamb marketings.

#### **Other Comparisons**

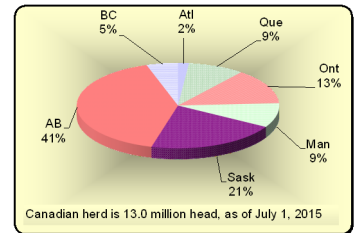
- ⇒ Nationally, cattle and calf, and sheep and lamb inventories fell, while pig inventories increased.
- ⇒ Alberta continues to rank first in the nation in cattle and calf inventories; third in sheep and lamb inventories; and fourth in pig inventories.

# Selected Livestock on Alberta Farms, as of July 1, 2015

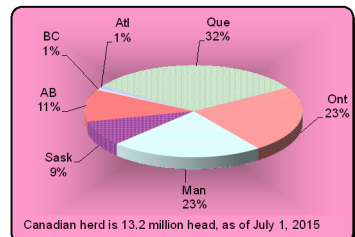
**Agri-Food Statistics  
Update: LS15-2**

	2011	2012	2013	2014r	2015p	% Change ( '15/'14)	% of West. Cda	% of Canada
	(Head)							
<b>Total Cattle and Calves</b>	<b>5,455,000</b>	<b>5,460,000</b>	<b>5,535,000</b>	<b>5,455,000</b>	<b>5,300,000</b>	<b>-2.8</b>	53.7	40.8
Bulls, 1 year plus	91,000	91,700	91,200	91,200	88,700	-2.7	47.4	40.1
Beef Cows	1,596,100	1,585,900	1,600,300	1,579,100	1,509,100	-4.4	45.8	39.8
Milk Cows	80,500	80,600	80,200	79,900	76,400	-4.4	34.9	8.2
Heifers: dairy replacement	41,400	40,500	40,100	38,800	36,800	-5.2	36.2	8.4
Heifers: beef replacement	275,400	262,000	261,300	252,100	248,100	-1.6	45.4	40.5
Heifers: slaughter	753,700	756,400	776,600	764,600	724,600	-5.2	75.3	60.6
Steers, 1 year plus	891,000	886,000	911,500	905,500	939,500	3.8	72.6	55.7
Calves, under 1 year	1,725,900	1,756,900	1,773,800	1,743,800	1,676,800	-3.8	51.4	40.6
<b>Total Pigs</b>	<b>1,400,000</b>	<b>1,395,000</b>	<b>1,440,000</b>	<b>1,475,000</b>	<b>1,495,000</b>	<b>1.4</b>	26.0	11.3
<b>Breeding Stock</b>	<b>140,600</b>	<b>140,200</b>	<b>140,300</b>	<b>140,400</b>	<b>140,900</b>	<b>0.4</b>	24.6	11.5
Boars, 6 months plus	4,500	4,300	4,300	4,300	4,300	0.0	39.8	18.5
Sows & Bred Gilts	136,100	135,900	136,000	136,100	136,600	0.4	24.3	11.4
<b>All Other Pigs</b>	<b>1,259,400</b>	<b>1,254,800</b>	<b>1,299,700</b>	<b>1,334,600</b>	<b>1,354,100</b>	<b>1.5</b>	26.2	11.3
Under 23 kg	485,100	483,100	488,300	488,800	491,200	1.5	23.9	10.4
23 - 53 kg	224,900	226,200	234,400	247,400	247,900	0.2	24.9	10.0
54 - 80 kg	322,300	314,500	320,800	323,000	304,400	-5.8	28.2	13.1
Over 81 kg	227,100	231,000	256,200	280,400	310,600	10.8	29.8	12.5
<b>Total Sheep and Lambs</b>	<b>203,000</b>	<b>201,000</b>	<b>204,000</b>	<b>200,000</b>	<b>195,000</b>	<b>-2.5</b>	44.4	18.2
Rams	5,000	5,200	5,200	5,100	5,000	-2.0	44.2	19.2
Ewes	92,600	91,600	91,400	90,200	89,400	-0.9	43.5	16.3
Replacement Lambs	15,100	14,900	15,300	14,200	14,000	-1.4	41.5	15.0
Market Lambs	90,300	89,300	92,100	90,500	86,600	-4.3	46.0	21.4

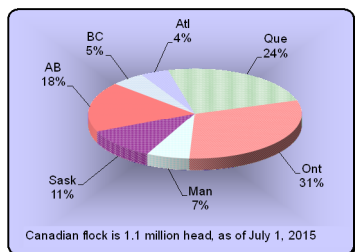
Percentage of Canadian Cattle and Calf Inventory



Percentage of Canadian Hog Inventory



Percentage of Canadian Sheep and Lamb Inventory



## Alberta's Cattle and Calf Inventory decreased 2.8 per cent

As of July 1, 2015, cattle and calves on Alberta's farms totalled 5.3 million head, down 2.8 per cent from July 1, 2014. The decline in inventory was mainly due to a drop in all cattle classes with the exception of steers. Very little of the decline in the July 1, 2015 estimate is attributed to dry conditions in the province but rather is a continuation of a down trend in inventories. Among the factors impacting inventories are the strong cattle prices in recent years, strong consumer demand for beef, and increased marketings.

Alberta's total beef breeding herd, comprising cows and heifers, decreased 4.0 per cent to 1.8 million head. Total beef cows fell 4.4 per cent to 1.5 million head, while beef heifers for replacement shrunk 1.6 per cent to 248,100 head.

Bulls fell 2.7 per cent to 88,700 head, heifers for slaughter dropped 5.2 per cent to 724,600 head, while calves decreased 3.8 per cent to 1.7 million head. Posting gains were steers which increased 3.8 per cent to 939,500 head. Like the beef herd, the provincial dairy herd (cows and heifers), fell 4.6 per cent to 113,200 head. Milk cows declined 4.4 per cent to 76,400 head, while dairy heifers fell 5.2 per cent to 36,800 head.

## Alberta's Pig Inventory grew 1.4 per cent

Alberta's total pig herd on farms estimated at 1.5 million head, was up 1.4 per cent from July 1, 2014. Inventories increased for all classes of animals with the exception of market hogs in the "54 to 80 kilograms" class and boars which remained flat. Some of the factors encouraging growth in hog inventories are the relatively strong slaughter prices and strong consumer demand for pork.

The total market hog inventory grew 1.5 per cent to 1.4 million head. Hogs in the "Under 23 kilograms" class rose 1.5 per cent to 491,200 head, while hogs in the "23 to 53 kilogram" class increased 0.2 per cent to 247,900 head. The largest increase was in the "over 81 kilogram" class which rose 10.8 per cent to 310,600 head. Hogs in the "54 to 80 kilogram" class were down 5.8 per cent to 304,400 head.

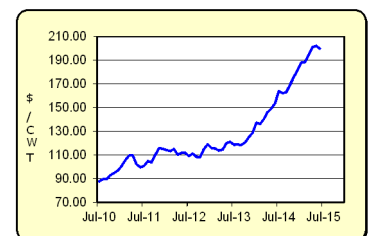
The estimated breeding inventory, comprising boars, sows and bred gilts, was up 0.4 per cent from July 1, 2014 to 140,900 head. Sows and bred gilts increased 0.4 per cent to 136,600 head, while boars remained unchanged at 4,300 head.

## Alberta's Sheep and Lamb Inventory declined 2.5 per cent

As of July 1, 2015, the size of the provincial flock on farms was 195,000 head, down 2.5 per cent from a year earlier. The drop in inventory was mainly due to a decline in all classes of animals. Record slaughter lamb prices in late 2014 and the first half of 2015 have encouraged lamb marketings.

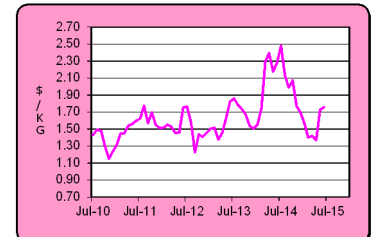
Ewes, at 89,400 head, were 0.9 per cent below July 1, 2014. Replacement lambs declined 1.4 per cent to 14,000 head, and market lambs decreased 4.3 per cent to 86,600 head. The total number of rams fell 2.0 per cent to 5,000 head.

Monthly Alberta Slaughter Steer Price, 2010-2015



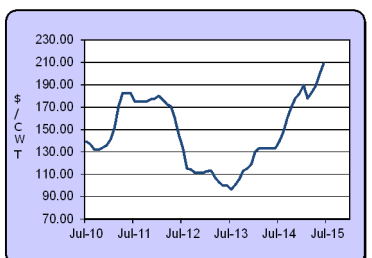
Source: Canfax

Monthly Alberta Index 100 Hog Price, 2010-2015



Source: Alberta Agriculture and Forestry (AF)

Monthly Alberta Slaughter Lamb Price, 2010-2015



Source: Sungold Speciality Meats Ltd; AF

Source: Statistics Canada; Alberta Agriculture and Forestry

p - Preliminary and may be subject to revision

r - Revised

Prepared by: Alberta Agriculture and Forestry, Economics and Competitiveness Division, Statistics and Data Development Branch

E-mail: john.paul.emunu@gov.ab.ca Telephone: 780-427-4243

**August 26, 2015**