

Activity 41



The Old and The New: Developments in Agriculture



STUDY QUESTION:

Can you name one new development in agriculture during the past 50 years?

THE ACTIVITY:

Children explore developments in agriculture by matching old and new farm equipment and procedures.

SUBJECT AREA:

Social Studies

CURRICULUM CONCEPTS:

LANGUAGE ARTS

Read various materials: lists.

Communicate orally: discussions.

SOCIAL STUDIES

Lifestyles of Canadians in Other Times.

AGRICULTURE CONCEPTS:

Change: equipment; specialization.

PURPOSE:

To introduce children to the concept of change in the farming industry.

To give children the opportunity to further develop their language skills as they learn.


MATERIALS REQUIRED:

Information sheet on developments in agriculture. Supplied in this activity.

Task sheet comparing old and new items in agriculture. Supplied in this activity.

TIME REQUIRED:

2 class periods.



Procedure

Introduction

1. If possible, have an elder person in the community come in and discuss what farming was like before mechanization and specialization.

Comparing

2. Do the matching task sheet as a class, noting the specialized developments in farming. List additional pairs if possible.

Conclusion

3. Briefly discuss each of the changes, especially their effects on farming and on farm people. Emphasize both the benefits and the demands of specialization and change.

Discussion Questions

1. How has farming changed?
2. What was replaced by machines?
3. How do the machines help the farmer?
4. How has mechanization changed the way people farm?
5. How has mechanization affected production?

Evaluation Strategies

1. Use task sheet as a method of evaluation.

Related Activities

1. Have the children in small groups prepare dramatizations of scenes that reflect some of the effects the developments might have had on farm people. Perform the dramatizations, allowing time for children's questions and responses.
2. Have the children prepare a large timeline to show the sequence of these developments in agriculture.

Recommended Reading:

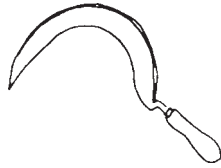
men, machines and land

- Farm and Industrial Equipment Institute.
Chicago, Illinois.




The Old and The New


Developments in agriculture have generally been gradual and steady, one change leading to another, or at least making another possible. The evolution of grain cutting implements and practices is one example of such an evolution and is illustrated here.




The early farmer cut grain manually with a sickle. Then he gathered it into bundles and stood it in stooks to dry. Stooks were gathered when the grain was dry and taken to the threshing floor.




A larger blade and a longer handle on the cutting tool allowed the farmer to cut a larger swath of grain in one sweep. As well, the addition of a cradle to this scythe allowed the farmer to cut bundles of grain, not just individual stalks. These would be hand-tied and stooked to allow for field drying before threshing.



Mechanization of the cutting knife (reciprocating knife) and addition of a “cradle reel” resulted in a reaper that speeded up the cutting and saved energy for the farmer.



The need to bundle the cut grain encouraged the refinement of the reaper to incorporate a binding capacity. The binder eliminated the labor required to tie grain bundles by hand and thus made stooking faster and easier.



Today grain is no longer bundled and stooked. Ripe grain can be cut and threshed by a combine which gathers the seeds into its huge hopper and leaves the straw on the field where it can be plowed under.

This kind of threshing is made possible not only by the development of the combine, which can both cut and thresh, but also by the development of new varieties of grain that are hardy enough to resist the forces of wind and rain and remain standing until they are ripe.

STUDENT RESOURCE



The Old and The New

The two columns below list different ways of doing the same job. Draw a line to connect each item in column 1 with its matching item in column 2.

Scythe

Tractor & Loader

Hand Rake

Combine

Flail

Milking Machine

Hand Milking

**Conveyor From
Chick Cages**

Hand Churn

Tractor & Rake

Fork

Electric Churn

Collecting Eggs

Swather

Broody Hen

Conveyor Belt Feeder

Feeding in Barn Yard

Incubator