

Agri-Food Statistics Update



Issue No: LS18-1

Collected from a variety of sources, the Statistics and Data Development Section monitors statistical indicators of agri-food activity for Alberta. The Agri-Food Statistics Update is designed to provide users with commentary on current issues, trends and new developments related to agriculture and the food and beverage processing industries. Up-to-date statistics are supplemented with informative charts and diagrams. To gauge Alberta's performance, comparative data and information are often available for Canada and the provinces.

The estimates present potential marketings (i.e. supply which could become available), based on the size of the breeding herd and imports. Such information is useful to producers and others when making decisions relating to marketings, pricing, future production, as well as in estimating farm income and farm expenses.

The process involves verifying commodity supply and disposition variables to arrive at ending stocks. The supply variables are opening stocks, births and imports (interprovincial/international), while the disposition variables include deaths and condemnations, marketings, and exports (interprovincial/international). Administrative data are used where available, supplemented with some estimates where data are not timely or available. Hence, **the inventory estimates are subject to revision**. Given this limitation, users are advised to exercise some caution when using the estimates.

Please visit the following website for a complete listing of Agri-Food Statistics Update releases:

[http://www1.agric.gov.ab.ca/\\$department/deptdocs.nsf/all/sdd5270](http://www1.agric.gov.ab.ca/$department/deptdocs.nsf/all/sdd5270)

Note to Users: The contents of this document may not be used or reproduced without properly accrediting Alberta Agriculture and Forestry, Economics and Competitiveness Branch, Statistics and Data Development Section.

January 1, 2018 Livestock Inventory Estimates Alberta/Canada

On March 6, Statistics Canada released the January 1, 2018 inventory estimates for cattle, hogs, and sheep and lamb on farms in Alberta and other Canadian provinces.

Key Messages

Cattle and Calves Inventories

- ⇒ As of January 1, 2018, cattle and calves on Alberta farms totaled 4.8 million head, up 0.5 per cent from January 1, 2017.
- ⇒ All cattle classes increased with the exception of beef cows, replacement heifers and bulls that fell.
- ⇒ Cattle and calf inventories were impacted by increased slaughter and imports in 2017.

Pig Inventories

- ⇒ Alberta's total pig herd on farms was estimated at 1.5 million head, up 1.7 per cent from a year previous. Inventories increased for all classes of animals with the exception of hogs in the "under 23 kilograms" class, "54 to 80 kilograms" class and boars that remained flat.
- ⇒ The major factors encouraging growth in pig inventories were the strong consumer demand for pork and strong export demand for live animals.

Sheep and Lamb Inventories

- ⇒ The size of the provincial sheep and lamb flock on farms was 140,000 head, up 1.4 per cent from a year earlier. Inventories grew for all classes of animals with exception of ewes and rams that remained flat.
- ⇒ Strong slaughter lamb prices and consumer demand are some of the factors encouraging growth.

Other Comparisons

- ⇒ Like Alberta, nationally, cattle and calf, hog and sheep and lamb inventories were up from a year ago.
- ⇒ Alberta currently ranks first in the nation in cattle and calf inventories; third in sheep and lamb inventories; and fourth in pig inventories.

March 12, 2018

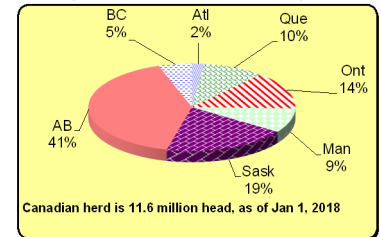
(Please turn over)

Selected Livestock on Alberta Farms, as of January 1, 2018

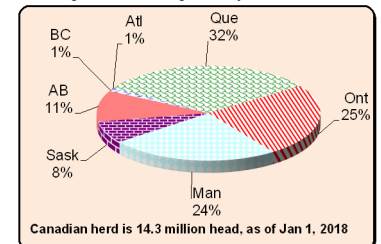
Agri-Food Statistics
Update: LS18-1

	2014r	2015r	2016r	2017r	2018p	% Change ('18/'17)	% of	
	(Head)						West. Cda	Canada
Total Cattle and Calves	5,030,000	4,865,000	4,830,000	4,730,000	4,755,000	0.5	54.8	40.9
Bulls, 1 year plus	90,400	90,500	92,000	92,300	91,800	-0.5	49.5	42.6
Beef Cows	1,574,000	1,538,000	1,534,800	1,554,800	1,535,300	-1.3	46.9	41.4
Milk Cows	80,700	77,400	77,900	78,600	79,100	0.6	33.9	8.1
Heifers: dairy replacement	38,700	38,500	39,500	38,300	38,700	1.0	34.4	8.9
Heifers: beef replacement	237,100	218,600	232,900	239,800	236,900	-1.2	47.7	42.2
Heifers: slaughter	570,300	521,000	480,500	446,600	460,100	3.0	80.4	62.2
Steers, 1 year plus	733,200	711,500	695,000	660,400	682,700	3.4	79.4	56.1
Calves, under 1 year	1,705,600	1,669,500	1,677,400	1,619,200	1,630,400	0.7	55.6	43.2
Total Pigs	1,375,000	1,390,000	1,450,000	1,490,000	1,515,000	1.7	24.5	10.6
Breeding Stock	128,700	126,800	132,800	133,700	134,200	0.4	22.3	10.5
Boars, 6 months plus	4,300	4,300	4,600	4,800	4,800	0.0	42.9	24.9
Sows & Bred Gilts	124,400	122,500	128,200	128,900	129,400	0.4	21.9	10.3
All Other Pigs	1,246,300	1,263,200	1,317,200	1,356,300	1,380,800	1.8	24.8	10.6
Under 23 kg	484,900	480,600	509,500	517,000	515,800	-0.2	21.8	9.8
23 - 53 kg	229,700	235,000	248,200	256,200	282,100	10.1	28.5	10.9
54 - 80 kg	281,500	279,500	284,900	293,400	282,500	-3.7	23.5	11.0
Over 81 kg	250,200	268,100	274,600	289,700	300,400	3.7	29.8	11.4
Total Sheep and Lambs	153,000	146,000	141,000	138,000	140,000	1.4	38.8	16.7
Rams	4,800	4,700	4,700	4,600	4,600	0.0	44.2	19.3
Ewes	91,500	89,200	88,500	88,000	87,800	-0.2	42.4	16.9
Replacement Lambs	14,800	14,200	14,400	14,300	14,800	3.5	38.6	18.4
Market Lambs	41,900	37,900	33,400	31,100	32,800	5.5	31.1	15.3

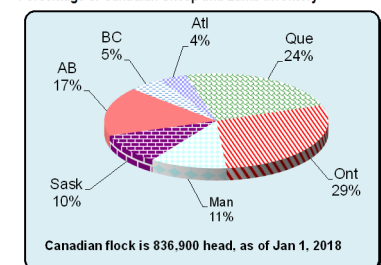
Percentage of Canadian Cattle and Calf Inventory



Percentage of Canadian Hog Inventory



Percentage of Canadian Sheep and Lamb Inventory



Alberta's Cattle and Calf Inventory increased 0.5 per cent

As of January 1, 2018, cattle and calves on Alberta farms totalled 4.8 million head, up 0.5 per cent from January 1, 2017. The increase in inventory was mainly due to growth in all cattle classes with the exception of beef cows, replacement heifers and bulls that decreased. Despite an increase in cattle slaughter in 2017, inventories grew mainly due to a decline in live cattle exports and an increase in imports.

Alberta's total beef breeding herd, comprising cows and heifers fell 1.2 per cent to 1.8 million head. Total beef cows numbers declined 1.3 per cent to 1.5 million head, while beef heifers for replacement were down 1.2 per cent to 236,900 head. The decline in breeding stock was largely due to higher cow and heifer slaughter levels in 2017, compared to 2016. Strong cattle prices continue to encourage marketings.

Calves were up 0.7 per cent to 1.6 million head, heifers for slaughter grew 3.0 per cent to 460,100 head, while bulls decreased marginally by 0.5 per cent to 91,800 head, and steers rose 3.4 per cent to 682,700 head. Alberta's dairy herd, comprising milk cows and dairy replacement heifers increased by 0.8 per cent to 117,800 head, compared to January 1, 2017.

Alberta's Hog Inventory grew 1.7 per cent

As of January 1, 2018, total hogs on Alberta farms was estimated at 1.5 million head, up 1.7 per cent from January 1, 2017. Inventories increased for all classes of animals with the exception of hogs in the "under 23 kilograms" class, "54 to 80 kilograms" class and boars that remained flat. The major factor encouraging growth in hog inventories was relatively strong slaughter hog prices driven by high consumer demand for pork.

The total market hog inventory grew 1.8 per cent to 1.4 million head. Hogs in the "23 to 53 kilogram" class increased 10.1 per cent to 282,100 head, while hogs in the "Over 81 kilogram" class grew 3.7 per cent to 300,400 head. Declining were hogs in the "Under 23 kilograms" class that fell 0.2 per cent to 515,800 head, and hogs in the "54 to 80 kilogram" class that decreased 3.7 per cent to 282,500 head.

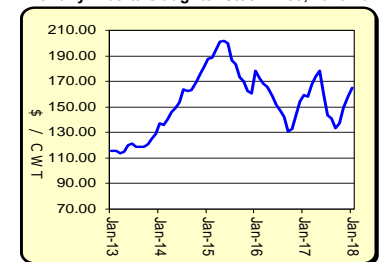
The estimated breeding inventory, comprising boars, sows and bred gilts, was up 0.4 per cent from January 1, 2017 to 134,200 head. Sows and bred gilts increased 0.4 per cent to 129,400 head, while boars remained flat at 4,800 head, largely, due to the use of artificial insemination.

Alberta's Sheep and Lamb Inventory declined 1.4 per cent

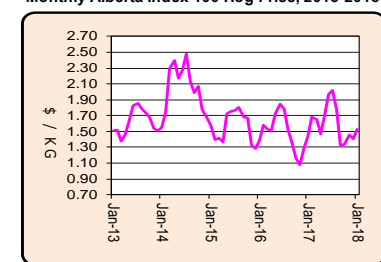
As of January 1, 2018, the size of the sheep and lamb flock on Alberta farms was 140,000 head, up 1.4 per cent from a year earlier. This marked the first year-over-year increase in five years. The growth in inventory was mainly due to a rise in all classes of animals with the exception of ewes and rams that remained unchanged. Strong consumer demand and slaughter prices are some of the factors that encouraged growth in inventories.

Ewes, at 87,800 head, were marginally down 0.2 per cent compared to January 1, 2017 numbers. Replacement lambs increased 3.5 per cent to 14,800 head, while market lambs rose slightly by 5.5 per

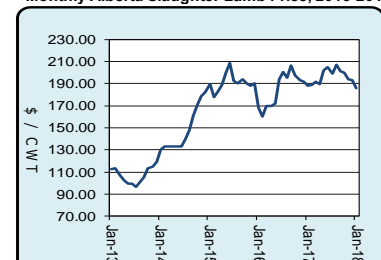
Monthly Alberta Slaughter Steer Price, 2013-2018



Monthly Alberta Index 100 Hog Price, 2013-2018



Monthly Alberta Slaughter Lamb Price, 2013-2018



Source: Statistics Canada; Alberta Agriculture and Forestry (AF)

p - Preliminary and may be subject to revision r - Revised

Prepared by: Alberta Agriculture and Forestry, Economics and Competitiveness Branch, Statistics and Data Development Section

E-mail: john.paul.emunu@gov.ab.ca Telephone: 780-427-4243

March 12, 2018