



Varieties of Pulse Crops for Alberta

This factsheet provides information on pulse variety performance within Alberta and northeastern British Columbia. Important agronomic characteristics and disease tolerance information are provided for varieties of field pea, chickpea, lentil, fababean, dry bean and soybean.

The Alberta Regional Variety Testing program for pulse crops is co-ordinated by the Alberta Pulse Growers Commission (APGC) and Alberta Agriculture and Forestry (AAF). Funding for the program is provided by Agriculture Agri-Food Canada (Growing Forward II), AAF, APGC and entry fees (private companies) for the varieties being tested.

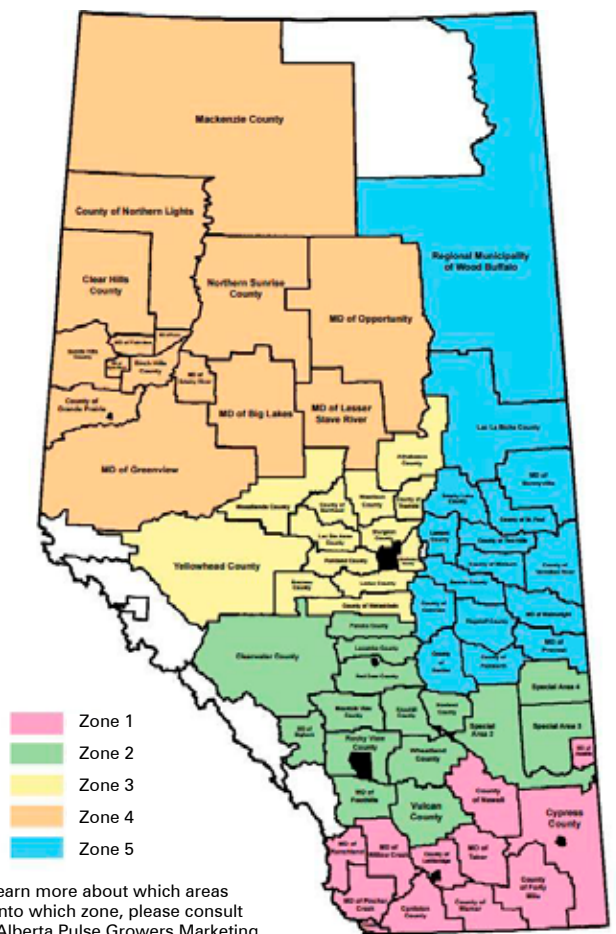
Data for this publication are contributed by numerous applied research associations, Prairie Grain Development Committee and AAF.

Varieties

Variety choice is one of the important decisions any crop producer makes, and the choice should never be based solely on the genetic yield potential of a variety. Producers are encouraged to select varieties based on local growing conditions and planned end use.

As well, growers should consider other factors such as plant height, standability (lodging) at physiological maturity and disease/pest resistance when selecting which variety to grow. Using long-term, multi-site data will lead to the selection of the best, yield-stable varieties.

APG Zone Map



The yield comparison tables in this factsheet have several features:

- Overall actual yield of the standard check (kg/ha) based on all data available to the testing program is provided along with the number of station years of testing.
- Actual yield of the standard check in each growing area for field pea is reported.
- Overage yield of each variety is expressed relative to the standard check. Significant statistical differences relative to the standard check are indicated.

Yields that are statistically higher (+) or lower (-) than the check are indicated. No symbol after the yield figure indicates that there is no statistical difference from the check.

Producers should pay particular attention to data on new varieties that have not been fully tested. If a large difference from the check is reported but is not significant, it could mean that yields have varied widely and/or there are not enough data to prove a statistical difference. With additional years of testing, the reported yield differences will become more accurate.

The following trials were grown in 2017:

- 18 green and yellow pea sites established across Alberta and 1 site in Fort St. John, British Columbia
- 13 fababean trials
- 4 chickpea trials at Bow Island, Brooks, Lethbridge and Medicine Hat
- 6 lentil trials at Bow Island, Brooks, Lethbridge, Medicine Hat, Oyen and Strathmore
- 3 wide row dry bean trials at Bow Island, Lethbridge and Vauxhall
- 1 narrow row dry bean in Lethbridge
- 4 soybean trials established at Bow Island, Brooks, Lethbridge and Medicine Hat

More information

For additional information, including varieties not listed in this factsheet, call Alberta Agriculture and Forestry's Ag-Info Centre toll-free at 310-FARM (3276). For other cropping information, refer to the website at www.agriculture.alberta.ca.

Variety tables

Crop	Page
Field pea – yellow	3
Field pea – green	4
Dry bean – narrow row.....	5
Dry bean – wide row	6
Lentil.....	7
Chickpea	8
Soybean.....	9
Fababean	10

FIELD PEA – YELLOW

Variety	Overall Yield	Overall Station Years of Testing	Area:										Agronomic Characteristics:				Disease Tolerance: ⁴				
			1		2		3		4		5		Maturity Rating ¹	Vine Length (cm)	TSW ² (g)	Standability ³ (1 - 9)	Mycosphae- rella Blight	Fusarium Wilt	Seed Coat Breakage	Seed Coat Dimpling ⁵	Green Seed Coat ⁶
			Yield (%)	Site Years	Yield (%)	Site Years	Yield (%)	Site Years	Yield (%)	Site Years	Yield (%)	Site Years									
Varieties tested in the 2017 trials (Yield and agronomic data only directly comparable to CDC Amarillo)																					
CDC Amarillo (kg/ha)	5166		3606		4650		6864		5265		7431										
CDC Amarillo	100	91	100	16	100	30	100	14	100	25	100	6	M	80	226	2.6	F	G	F	F	G
AAC Barrhead ☞	98	28	95	5	98	8	98	5	102	8	94	2	E	84	232	3	F	F	G	G	XX
AAC Carver ☞	106+	28	106	5	105	8	105	5	106+	8	107	2	E	86	240	3.4	F	F	G	G	XX
AAC Chrome (A) NR ▲	107+	14	114+	3	110	5	104	2	104	3	94	1	M - L	71	234	3.9	F	P	G	G	XX
AAC Lacombe ☞	104+	61	106+	11	100	21	110	8	105	17	98	4	M	75	256	2.4	F	P	G	F	G
CDC Athabasca (A) ☞	93-	14	96	3	91-	5	102	2	90	3	86	1	M	79	282	2.6	F	F	F	F	G
CDC Canary (A) NR ▲	100	14	108	3	103	5	97	2	92	3	95	1	E	80	239	3.4	F	F	G	F	G
CDC Meadow	96-	77	97	13	100	25	89-	12	96-	22	91-	5	M	81	203	3.9	F	F	G	G	G
CDC Spectrum (A) ☞	101	14	106	3	101	5	108	2	94	3	100	1	M	78	238	2.5	F	F	G	G	F
LGPN4903 (A) NR	101	14	104	3	106	5	96	2	99	3	86	1	M	83	235	3.2	F	G	XX	XX	XX
Previously tested varieties (Yield and agronomic data only directly comparable to CDC Amarillo)																					
AAC Peace River	92-	49	89-	8	93-	16	93	6	97	16	73	3	VE	68	217	3.8	F	F	F	G	G
Abarth ☞	98-	49	101	8	106	17	88-	7	94	14	89	3	M	77	249	3.6	F	F	F	G	G
CDC Inca ☞	104	28	101	5	98	7	112+	5	104	9	109	2	M	85	232	2.2	F	F	G	G	F
LN4228 ☞	93-	45	90-	8	95	13	89	7	95	14	93	3	M	69	254	2.1	F	F	F	F	G
Fully tested varieties: 2012 - 2014 (Yield and agronomic data only directly compared to CDC Meadow)																					
CDC Meadow (kg/ha)	4982		3943		4277		6160		5316		6689										
CDC Meadow	100		100		100		100		100		100		M	81	207	3.6	F	F	G	G	G
CDC Saffron	103	47	110	8	103	16	99	7	101	13	101	3	M	84	236	4.3	F	F	G	F	G
Hugo ☞	93-	47	104	7	87-	15	91	8	96	14	80-	3	M	73	210	5.2	F	F	G	F	F
Stella ☞ NR F	80-	45	75-	7	80-	15	84-	8	80-	12	78-	3	M	95	213	3.9	F	F	G	G	F
Fully tested varieties: 2003 - 2011 (Yield and agronomic data only directly comparable to Cutlass)																					
Cutlass (kg/ha)	4485		3388		3503		5654		4816		3932										
Cutlass †	100		100		100		100		100		100		M	71	228	4.1	F	F	F	F	G
Agassiz ☞	103	43	99	5	103	10	102	8	104	19	XX	XX	M	77	237	2.9	F	F	G	VG	G
CDC Hornet	107+	43	99	6	111+	14	111+	8	102	13	128	2	M	89	215	3.7	F	F	F	F	G
CDC Prosper	97-	44	90	4	97	12	97	9	99	18	94	1	E	73	150	3.9	F	G	G	F	G
CDC Treasure	100	44	96	4	103	12	99	9	100	18	116	1	E	80	217	3.4	F	F	G	F	F
Thunderbird	97	37	88	5	99	10	99	9	98	13	XX	XX	M	76	229	2.1	F	F	G	VG	XX
Fully tested varieties: 2000 - 2005 (Yield and agronomic data only directly comparable to Carrera)																					
Carrera (kg/ha)	4126		2913		2779		5248		4681		4016										
Carrera	100		100		100		100		100		100		E	54	257	4.7	P	F	F	G	XX
CDC Golden	105	36	99	5	109	12	99	7	105	11	XX	XX	M	70	223	3.5	F	F	G	G	G

Remarks: Stella is a silage type pea. All the yellow pea varieties listed in the table are Powdery Mildew resistant except Carrera that is susceptible. ▲ = Applied for PBR protection. A = First year entries (2017). NR = Variety not registered with CFIA. F = Forage type. XX = Insufficient data to describe. ☞ = Protected by Plant Breeder's Rights (PBR).

¹Maturity: E = early, M = medium, L = Late; ²Thousand Seed Weight: g; ³Standability: 1 = erect, 9 = flat; ⁴Tolerance to: P = poor, F = fair, G = good, VG = very good; ⁵Seed Coat Dimpling: VG = very good (0 - 5%), G = good (6 - 20%), F = fair (21 - 50%); ⁶Green Seed Coat: G = good (0 - 10%), F = fair (11 - 25%).

Remarks: Stella is a silage type pea. All the yellow pea varieties listed in the table are Powdery Mildew resistant except Carrera that is susceptible. ▲ = Applied for PBR protection. A = First year entries (2017). NR = Variety not registered with CFIA. F = Forage type. XX = Insufficient data to describe. ☞ = Protected by Plant Breeder's Rights (PBR).

¹Maturity: E = early, M = medium, L = Late; ²Thousand Seed Weight: g; ³Standability: 1 = erect, 9 = flat; ⁴Tolerance to: P = poor, F = fair, G = good, VG = very good; ⁵Seed Coat Dimpling: VG = very good (0 - 5%), G = good (6 - 20%), F = fair (21 - 50%); ⁶Green Seed Coat: G = good (0 - 10%), F = fair (11 - 25%).





FIELD PEA - GREEN


Variety	Area:											Agronomic Characteristics:				Disease Tolerance: ⁴					
	Overall Yield	Overall Station	1		2		3		4		5		Vine								
			Yield (%)	Site Years	Yield (%)	Site Years	Yield (%)	Site Years	Yield (%)	Site Years	Yield (%)	Site Years	Maturity Rating ¹	Length (cm)	TSW ² (g)	Standability ³ (1 - 9)	Mycosphae-rella Blight	Fusarium Wilt	Bleaching	Seed Coat Breakage	Seed Coat Dimpling ⁵
Varieties tested in the 2017 trials (Yield and agronomic data only directly comparable to CDC Limerick)																					
CDC Limerick (kg/ha)	4764		3355		4497		6246		4672		6931										
CDC Limerick	100	89	100	15	100	28	100	14	100	26	100	6	M	77	210	3.2	F	F	G	VG	G
AAC Comfort (A) ▲	99-	13	104	3	99	4	97	2	100	3	86	1	M - L	77	244	3.7	F	F	G	XX	F
AAC Royce	96-	40	106	8	94	9	92	6	98	14	79	3	M	67	247	4.1	F	F	G	F	F
CDC Forest (A) ▲	111+	13	130	3	107	4	108	2	102	3	102	1	M	81	228	2.6	F	F	G	G	G
CDC Spruce (A) ⚡	104	13	103	3	106	4	110	2	95	3	115	1	M	82	243	2.8	F	F	G	G	F
LRP1424 NR (A)	107	13	124	3	108	4	101	2	97	3	94	1	M	81	209	3.1	F	F	G	G	G
Previously tested varieties (Yield and agronomic data only directly comparable to CDC Limerick)																					
AAC Radius	92-	44	94	8	90-	11	88-	6	94-	16	87	3	M	76	217	3.6	F	F	G	G	G
CDC Greenwater	106+	42	106	8	109	11	105	6	106+	14	97	3	L	74	230	2.8	F	G	G	F	F
Fully tested varieties: 2013 - 2014 (Yield and agronomic data only directly comparable to CDC Patrick)																					
CDC Patrick (kg/ha)	4732		5083		4031		6242		4305		6049										
CDC Patrick	100	109	100	16	100	34	100	16	100	32	100	10	M	79	186	4.4	F	G	G	G	G
CDC Pluto	96-	52	101	8	96	17	85-	8	100	16	92	3	M	82	170	6	F	F	G	G	G
CDC Raezer	105	52	91	8	110	17	98	8	107	16	116	2	M	89	227	4.2	F	G	G	G	G
CDC Tetris	106	52	102	8	109+	17	93	8	110+	16	115+	3	L	91	215	4.4	F	G	G	G	G
Fully tested varieties: 2004 - 2012 (Yield and agronomic data only directly comparable to Cooper)																					
Cooper (kg/ha)	4724		4947		3672		5977		4835		4962										
Cooper ⚡	100	121	100	18	100	38	100	18	100	36	100	11	L	76	270	3.6	F	F	G	F	G
CDC Sage	82-	31	79	3	81-	8	82-	7	84-	13	XX	XX	M	75	197	3.3	F	G	G	VG	G
CDC Striker	96-	39	92	3	109	10	104	5	89-	21	XX	XX	M	72	255	3	F	G	G	G	G
Mendel	91-	38	75-	3	95	12	89-	6	91-	15	95	2	M	78	205	3.9	F	F	G	F	G

Remarks: CDC Tetris is an Espace type with blocky seed shape. All the green pea varieties listed in the table are Powdery Mildew resistant except CDC Striker that is susceptible. A = First year entries (2017). XX = Insufficient data to describe; † = Flagged for removal. ▲ = Applied for PBR protection. ⚡ = Protected by Plant Breeder's Rights (PBR).

¹Maturity: E = Early, M = Medium, L = Late; ²Thousand Seed Weight: g; ³Standability: 1 = Erect, 9 = Flat; ⁴Tolerance to: P = Poor, F = Fair, G = Good, VG = Very Good; ⁵Seed Coat Dimpling: VG = Very Good (0 - 5%), G = Good (6 - 20%), F = Fair (21 - 50%).

DRY BEAN – NARROW ROW

Variety	Type	Site Years 1997 - 2017	Overall Yield	Days to Bloom ¹	Days to Maturity	TSW ² (g)	Plant Height (cm)	Lodging ³ (1 - 5)	Growth Habit ⁴
Varieties tested in the 2017 trials (Yield and agronomic data only directly comparable to the checks)									
AC Black Diamond (kg/ha)			3239						
AC Black Diamond	Black Shiny	21	100	57	103	256	37	2.3	II
AAC Black Diamond 2	Black Shiny	5	105	60	1	265	35	1.8	II
CDC Blackstrap (A) 	Black Matte	1	107	52	-11	251	39	2.5	II
Island (kg/ha)			4439						
Island	Pinto	11	100	56	101	349	42	2.7	II
AAC Burdett	Pinto	6	92	58	-4	381	42	1.3	II
AAC Explorer	Pinto	2	78	50	-8	390	39	2.6	II
AAC Tundra (kg/ha)			4685						
AAC Tundra	Great Northern	7	100	54	97	372	45	2.4	II
AAC Whitehorse	Great Northern	6	107	53	-2	394	44	2.4	II
AAC Whitestar	Great Northern	3	96	48	-7	386	49	2	II
Previously tested varieties (Yield and agronomic data only directly comparable to the checks)									
AC Black Diamond (kg/ha)			3174						
AC Black Diamond	Black Shiny	20	100	57	103	253	36	2.3	II
CDC Blackcomb	Black Matte	6	78	64	1	186	36	1.3	II
Island (kg/ha)			4155						
Island	Pinto	10	100	56	102	344	42	2.7	II
CDC Marmot	Pinto	5	89	55	-6	419	34	2.2	II
CDC WM 2 	Pinto	8	80	56	3	350	41	2.4	II
Medicine Hat 	Pinto	8	99	62	4	342	44	2	II
Winchester	Pinto	5	80	58	7	302	45	2.1	II
AAC Tundra (kg/ha)			4559						
AAC Tundra	Great Northern	6	100	54	98	365	44	2.4	II
AC Polaris	Great Northern	14	76	58	5	329	35	3.4	II
AC Resolute	Great Northern	17	68	51	-2	353	40	2.2	II
AC Redbond (kg/ha)			2658						
AC Redbond	Small Red	16	100	51	101	296	38	2.5	II
CDC Sol (kg/ha)			1887						
CDC Sol 	Yellow	6	100	59	111	385	33	1.6	I
Viva (kg/ha)			2380						
Viva	Pink	13	100	52	100	252	30	3.5	III

Remarks: A = First year entries; ¹Days to bloom from seeding; ²Thousand Seed Weight; ³Lodging: 1 = erect, 5 = flat. ⁴Growth Habit: I = determinate bush, II = indeterminate bush, III = indeterminate prostrate. XX - Insufficient data to describe.  = Protected by Plant Breeder's Rights (PBR).

DRY BEAN – WIDE ROW

Variety	Type	Site Years 1997 - 2017	Overall Yield	Days to Bloom ¹	Days to Maturity	TSW ² (g)	Plant Height (cm)	Lodging ³ (1 - 5)	Growth Habit ⁴
Varieties tested in the 2017 trials (Yield and agronomic data only directly comparable to the checks)									
AC Black Diamond (kg/ha)			3139						
AC Black Diamond	Black Shiny	42	100	57	102	265	38	2.2	II
AAC Black Diamond 2	Black Shiny	9	101	58	1	256	37	2.3	II
Island (kg/ha)			3796						
Island	Pinto	23	100	56	99	369	41	3	II
AAC Burdett	Pinto	9	101	55	-6	354	44	2.2	II
AAC Explorer	Pinto	4	90	52	-3	355	37	2.8	II
AAC Tundra (kg/ha)			3633						
AAC Tundra	Great Northern	15	100	52	96	348	42	2.9	II
AAC Whitehorse	Great Northern	12	98	51	0	369	43	2.8	II
AAC Whitestar	Great Northern	6	97	54	-1	357	47	2.9	II
AC Resolute	Great Northern	12	96	51	1	348	43	2.5	II
CDC Sol (kg/ha)			2493						
CDC Sol (A)	Yellow	16	100	55	102	407	33	1.5	I
AAC Y012	Yellow	4	108	52	-2	391	37	1.8	I
AAC Y015	Yellow	4	91	54	-1	384	34	2.3	I
L12CB004 (kg/ha)			2531						
L12CB004 (A)	Cranberry	2	100	55	97	571	36	1.9	I
Previously tested varieties (Yield and agronomic data only directly comparable to the checks)									
AC Black Diamond (kg/ha)			3017						
AC Black Diamond	Black Shiny	40	100	57	103	265	38	2.2	II
CDC Blackcomb	Black Matte	11	79	62	0	178	35	1.8	II
Island (kg/ha)			3758						
Island	Pinto	20	100	56	100	369	41	3	II
CDC WM-2 (A)	Pinto	14	76	56	1	369	40	2.5	II
Medicine Hat (A)	Pinto	12	93	61	4	354	42	2.4	II
Winchester	Pinto	13	85	56	4	337	40	2.5	II
AAC Tundra (kg/ha)			3570						
AAC Tundra	Great Northern	13	100	52	97	349	42	2.9	II
AC Polaris	Great Northern	6	107	62	7	300	37	4.1	II
AC Redbond (kg/ha)			3149						
AC Redbond	Small Red	29	100	52	100	319	40	2.4	II
CDC Sol (kg/ha)			2350						
CDC Sol (A)	Yellow	14	100	55	104	409	33	1.5	I
Myasi	Yellow	9	89	63	6	350	34	2.1	I
Viva (kg/ha)			3137						
Viva	Pink	29	100	54	102	258	34	3.8	III

Remarks: A = First year entries;

¹Days to bloom from seeding; ²Thousand Seed Weight; ³Lodging: 1 = erect, 5 = flat. ⁴Growth Habit: I = determinate bush, II = indeterminate bush, III = indeterminate vine. XX - Insufficient data to describe. (A) = Protected by Plant Breeder's Rights (PBR).



LENTIL

Market Class	Variety	Overall Yield	Overall Station Years of Testing	Agronomic Characteristics:					Disease Tolerance: ⁶	
				TSW ² (g)	Plant Height (cm)	Maturity Rating ³	Cotyledon Colour ⁴	Seed Coat Colour ⁵	Ascochyta	Anthraxnose
Varieties tested in the 2017 trials (Yield and agronomic data only directly comparable to CDC Maxim)										
	CDC Maxim (kg ha ⁻¹)	2904								
Small Red	CDC Maxim (CL) ¹	100	29	40	34	E/M	R	GR	G	G
Extra Small Red	CDC Rosie	97	19	30	35	E/M	R	GR	G	G
	CDC Roxy ▲	99	9	27	34	E/M	R	GR	G	G
Small Red	CDC Dazil (CL)	94	25	34	35	E/M	R	GR	G	F
	CDC Impulse (CL) ☪	97	9	46	37	E/M	R	GR	G	G
	CDC Proclaim CL (A) ☪	106	6	39	37	E/M	R	GR	G	G
	CDC Scarlet	102	19	38	35	E/M	R	GR	G	F
Large Red	CDC KR-1	104	23	52	39	M	R	GR	G	G
Small Green	CDC Invincible (CL)	96	28	33	35	E	Y	G	G	G
Large Green	CDC Greenstar	92	9	63	37	M/L	Y	G	G	F
	CDC Impower (CL)	81	23	67	41	M/L	Y	G	G	VP
	CDC Improve (CL)	84	23	71	38	M	Y	G	F	VP
Previously tested varieties (Yield and agronomic data only directly comparable to CDC Maxim)										
Extra Small Red	CDC Impala (CL)	93-	20	31	35	E	R	GR	G	G
	CDC Imperial (CL)	82-	17	30	35	E	R	GR	G	G
Small Red	CDC Imax (CL)	100	19	46	37	E/M	R	GR	G	F
	CDC Redberry	96	17	44	37	E	R	GR	G	G
	CDC Redcliff	110+	14	39	36	E/M	R	GR	G	F
Medium Green	CDC Imigreen (CL)	79-	14	61	43	M	Y	G	G	VP
	CDC Impress (CL)	85-	14	52	38	M	Y	G	G	P
Large Green	CDC Greenland	88-	14	67	39	M/L	Y	G	G	VP

Remarks: Weight, diameter and thickness of lentil seeds were dependent upon environmental conditions and agronomic factors. All five trials: Bow Island, Brooks, Lethbridge, Medicine Hat and Oyen were grown in Area 1. A = First year entries (2017). CL= Clearfield variety. ☪ = Protected by the 1991 Act of the UPOV Convention.

¹Yields are reported relative to CDC Maxim (CL). CDC Maxim belongs to Small Red Market Class. ²Thousand Seed Weight. ³Maturity: E = Early, M = Medium, L = Late, VL = Very Late. ⁴Cotyledon Color: R = Red, Y = Yellow, G = Green; ⁵Seed Coat Color/Patterns: G = Green, GR = Grey, BR = Brown, FG = French Green, T = Tan, MRB = Marbled. ⁶Disease tolerance: VP = Very Poor, P = Poor, F = Fair, G = Good.

CHICKPEA

Variety	Type	Overall Station Years of Testing	Overall Yield ¹	Agronomic Characteristics:			Tolerance to Ascochyta ⁴
				TSW ² (g)	Maturity Rating ³	Plant Height (cm)	
Varieties tested in the 2017 trials (Yield and agronomic data only directly comparable to CDC Frontier)							
CDC Frontier (kg ha ⁻¹)			4324				
CDC Frontier ¹	Kabuli	38	100	329	L	42	F
CDC Consul	Desi	11	94	207	M	38	F
CDC Corinne	Desi	21	106	212	M	43	F
CDC Cory	Desi	21	100	232	M	44	F
CDC Alma	Kabuli	25	90	326	ML	38	VP
CDC Leader	Kabuli	21	97	332	ML	40	F
CDC Orion	Kabuli	25	96	387	ML	41	P
CDC Palmer 	Kabuli	11	97	285	M	37	F
Previously tested varieties (Yield and agronomic data only directly comparable to CDC Frontier)							
Amit 	Kabuli	25	92	269	L	44	F
CDC Luna	Kabuli	19	88	378	ML	37	P
CDC Vanguard	Desi	16	92	230	ML	42	F

Remarks: All four trials: Bow Island, Brooks, Lethbridge and Medicine Hat were grown in Area 1. A = First year entries (2017).

¹Yields are reported relative to CDC Frontier. ²TSW: Thousand Seed Weight. ³Maturity Ratings: E = Early, M = Medium, ML = Medium to Late, L = Late. ⁴Tolerance to Ascochyta: VP = Very Poor, P = Poor, F = Fair.

SOYBEAN

Variety	Irrigation:		Agronomic Characteristics:					
	Yield (%) Check ¹	Site Years Tested	Days to Flowering	Pod Clearance ² (cm)	Plant Height (cm)	Relative Days to Maturity ³	TSW ⁴ (g)	Seeds per Pound
Varieties tested in the 2017 trials (Yield and agronomic data only directly comparable to McLeod)								
McLeod (kg ha ⁻¹)	3483							
McLeod	100	19	54	7	63	120	157	2889
22-60	102	12	52	5	51	1	147	3086
Akras	113+	19	57	10	62	2	145	3128
CFS17.1.03 (A)	92	4	52	7	51	-6	168	2700
CFS17.1.04 (A)	104	4	53	7	42	3	166	2732
DKB0008-39 (A)	87-	4	50	6	49	1	150	3024
DKB003-29 (A)	107	4	52	6	47	4	174	2607
Dario (A)	95	4	50	5	47	-1	138	3287
Dylano (A)	89-	4	53	6	42	4	147	3086
Lono (A)	106	4	54	7	51	4	149	3044
Marduk (A)	95	4	52	5	49	5	182	2492
NSC Belmont (A)	91	4	53	6	51	3	162	2800
NSC Leroy (A)	86-	4	54	5	50	-8	151	3004
NSC Star City (A)	95	4	50	6	42	-5	134	3385
NSC Watson	96	8	52	4	52	-8	156	2908
S0009 - D6 (A)	95	4	52	5	45	-6	135	3360
S0009 - M2	102	12	50	5	57	-8	152	2984
S001	103	8	52	6	61	0	164	2766
S003	108+	8	51	6	56	-6	175	2592
S006	114+	8	50	5	54	-5	136	3335
S007	108+	12	51	5	56	0	149	3044
S008 (A)	110+	4	51	7	53	3	164	2766
TH37004	100	8	51	5	59	2	142	3194
TH87003 (A)	102	4	51	5	48	3	155	2926
TH88005 (A)	98	4	53	6	49	5	152	2984
Torro	92-	8	51	6	64	-3	150	3024
Previously tested varieties (Yield and agronomic data only directly comparable to McLeod)								
900Y61 ☞	90-	11	54	7	56	1	150	3024
NSC Moosomin	78-	11	53	6	49	-4	138	3287
NSC Reston	103	11	54	8	61	-2	128	3544
NSC Vito	89-	11	53	7	71	0	132	3436
P001T34 ☞	65-	11	53	5	46	-9	136	3335
Pekko	102	11	57	9	65	0	130	3489

Remarks: Straight combining is commonly used method of harvest. Swathing soybean can result in excessive field losses (up to 25%) due to shattering. Approximately four beans or one to two pods per square foot represent a yield loss of one bushel per acre. Varieties removed from the table: 23-11, 23-60, Notus, Podaga, CFS 16.3.02. All four trials: Bow Island, Brooks Lethbroidge and Medicine Hat were grown under irrigation. A - first year entries (2017).

¹Yields are reported relative to McLeod, yields that are statistically higher (+) or lower (-) than the check are indicated. ²Distance from the ground level to lowest pod tip. ³Maturity is reported as +/- days relative to McLeod - averaged across the Brooks, Bow Island and Medicine Hat trials. ⁴TSW: Thousand Seed Weight.

F A B A B E A N

Variety	Type	Overall Yield	Overall Station Years of Testing	Relative Maturity ¹	Plant Height (cm)	Thousand Seed Weight (g)	Flower Color ²
Varieties tested in the 2017 trials (Yield and agronomic data only directly comparable to Snowbird)							
CDC Snowbird (kg/ha) ☞		5821					
CDC Snowbird ☞	Zero Tannin	100	44	E	91	474	W
Athena ▲ NR *	Tannin	117+	9	M	94	546	C
Fabelle	Tannin	121+	9	M	98	511	C
Malik NR *	Tannin	96-	32	M	85	623	C
Rodeo ▲ NR *	Tannin	118+	9	M	92	601	C
Vertigo NR	Tannin	120+	9	M	100	555	C
Previously tested varieties: 2013 - 2015 (Yield and agronomic data only directly comparable to Snowbird)							
Snowdrop	Zero Tannin	88-	23	E	87	351	W
Tabasco ☞	Zero Tannin	85-	15	M	86	374	W

Remarks: All colored flower types have seed coats that contain tannins and may be suitable for export food markets if seed size and quality match customer demand. Varieties tested for a minimum three years are considered fully tested. ☞ = Protected by Plant Breeders' Rights (PBR); ▲ = Applied for PBR protection. NR = Variety not registered with CFIA. * Contract Varieties. Varieties removed from the table: Ben and Earlibird.

¹Maturity: E = early, M = medium, ML = medium late, L = late; ²Flower Colour: W = white flower, zero tannin; C = colored flower, tannin.