



FARM ADVENTURES

Winter 2011 Issue 12

We have a new look! The Alberta Farm Safety Kids Club has a fresh new logo so you can always recognize us! Look for this image on all our stuff - including our web site. Go to www.agriculture.alberta.ca/farmsafety to see more!

Hey Kids,

Get ready to mark your calendars—March 13 - 18, 2011 is **FARM SAFETY WEEK!!** This is a special week for farmers all across Canada to encourage you to think about safety on your farm. Want to know how you can get involved? Hmmm—here are some ideas:

- ✓ Show and tell! Tell your class at school that it is farm safety week. Explain why safety is important to your family. Give some examples of how you make things safe.
- ✓ Put on a play! Gather your brothers and sisters, create and act out a play for your parents about farm safety.
- ✓ Complete an emergency numbers sheet! Hang it near the phone so you will always be ready in case of an emergency.
- ✓ Write a story! Create an adventurous story about farm safety and read it to your family.
- ✓ Draw a poster! When you are finished you can put it on the fridge for all to see.
- ✓ Call your local radio station! Ask them to remind others to be careful on the farm.




You can be a Farm Safety **STAR!**

S - Spot the hazard. **T** - Tell an adult. **A** - Act on it. **R** - Remind others - **STAY SAFE!**

Calving season is around the corner...




For many of you calving season has started or is just around the corner. Baby farm animals are cute and cuddly and it can be very tempting to get close enough so that you can pet them. But don't forget—their mothers are watching you and do not understand why you are touching their babies or that you are not hurting them. Just like your parents, these baby farm animals' mothers will protect their young if they feel they are in danger!! Make sure you stay clear of mothers and their young!



True or False?

Help Farm Safety Star find safe places and things to play with on the farm.


1. Grain piles are like a big sandbox and are a great place to play. T or F
2. Supervision is important to make play time safe. T or F
3. Every part of the farm is a fun and safe place to play. T or F
4. Empty chemical containers make great buckets for water fights. T or F
5. A safe play area is far away from machinery, busy roads and water hazards. T or F
6. Big tractors are a good place to climb and play. T or F
7. Balls, frisbees, toys, swings, and a sandbox are all fun to have in a safe play area. T or F
8. You should play in a fenced off play area. T or F
9. STAR stands for Spot the hazard, Tell an adult, Act on it and Remind others. T or F
10. A safe farm is a great place to grow. T or F



You can find the answers on the very back page! Have fun!

Find and circle the underlined words

F	M	A	C	H	I	N	E	R	Y	P	T
A	F	Y	N	S	E	R	D	E	I	E	U
R	K	E	E	U	S	C	F	A	D	A	I
M	E	U	T	P	S	A	N	D	B	O	X
E	A	C	H	E	M	I	C	A	L	N	E
N	D	H	T	R	A	C	T	O	R	S	A
S	O	T	E	V	F	E	N	C	E	D	B
A	R	I	D	I	O	N	X	E	H	F	M
F	I	O	D	S	N	D	E	O	O	E	I
E	R	C	R	I	A	S	W	I	N	G	S
N	L	N	T	O	N	S	T	A	R	C	W
N	C	E	D	N	S	N	E	T	E	H	E



**Yikes! Never go
in a pen with
animals!**



**Never go near animals without
adult supervision.**



Dear Farm Safety Star...



We received many great safety tips from you! Thank you so much for sharing your safety tips and stories!! Here are just a few of the really great things you had to say...

“ You should stay away from running tractors and trucks. And you should stay away from tractors at the auger. You should be with an adult and starting in gear kills. And you should always remember one seat, one rider and there should not be two in a tractor; there should only one in the tractor. And there should not be anyone around the tractor while the tractor is running. Be seen Be safe always.” - Jon

“ In the summer we make silage. We put our silage in bags. We make lots and lots of bags. We use three trucks to haul the silage. It takes three weeks. I help my mom keep our children by the house so they don't get run over. My dad and the other driver don't have time to keep looking out for children. On our farm we have pigs, cows, sheep, ducks, chickens, turkeys and some bees. Safety Tip: Keep small children away from running vehicles and animals, so they don't get run over and trampled from the animals.” - Ruth

“ Dear Farm Safety Kids Club: I have a safety tip for you! DON'T play ON TOP of bales it's not safe because someone could fall through the openings or slip off. I know it may be fun at times but it's just a safety concern. I know this rule well because it happened to me. I live on a beef farm. Make sure to keep this tip in the back of your head!” - Shayla

“ A Farm Safety Kid
Always play with a friend at a playground where it could be safe. Never go near pens with a friend where there are dangerous animals. I help my dad on the farm, but if he tells me to do unsafe things, I tell him I can't do this. Kids should never help their dads to unload grain or feed cows or bulls. Sometimes it sounds fun to do things on the farm they shouldn't do. Before doing fun things on the farm, think of the Farm Safety Star. Stay out of trouble and obey all the safety rules. Do you know the rule about the tractor? One seat one driver.” - Martin

“ I live on a farm with cattle and lots of machinery. One thing that I have learned is never to go near cattle. Is it safe to go on a bale which is being used as a fence? NO because one time I was sitting on a bale and the fat cows pushed it over and I went flying. The cows lightly trampled over me. I am very lucky I wasn't hurt more.” - Jaimee

The PPE Matching Game

Match the activity to the Farm Safety Star all dressed up with the correct Personal Protective Equipment (PPE) on.

Working around really loud noises



Working around objects or particles flying in the air



Working with equipment that could fall on your toes or scrape your hands



Going for a ride on a horse



Going out on the water in a boat



