

Fusarium Head Blight (FHB) of Cereals

A Disease of Concern For Alberta!



Agriculture and
Agri-Food Canada

Agriculture et
Agroalimentaire Canada

Government of Alberta
Agriculture and Rural Development

Symptoms of fusarium head blight caused by *Fusarium graminearum*

Disease symptoms that resemble fusarium head blight caused by *F. graminearum*



Blighted wheat heads



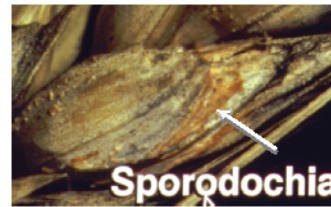
Healthy (left) and blighted wheat head (right)



Blighted wheat floret



Blighted wheat florets showing orangish sporulation (sporodochia)



Sporodochia



Discoloured barley heads (note brownish discoloration similar to symptoms due to spot and net blotch)




Blighted barley florets showing fungal growth (L) and orangish sporulation (sporodochia) (R)




Premature ripening due to take-all root rot



Advanced ripening due to take-all (note sooty mold growth on dead tissue)



Blackened stem and roots confirm take-all root rot



Root rot caused by *Fusarium* spp. or *C. sativus* will cause premature ripening



Copper deficiency causes patchy ripening. Roots are normal. Large areas may be affected




Blighted wheat head and sporulation due to another *Fusarium* species



Discolouration of barley heads due to spot blotch and net blotch



Wheat stem maggot will cause single stems to prematurely ripen



Wheat stem maggot inside stem



Barley grain overwintered in the swath can look moldy and even pinkish. These symptoms are not caused by *F. graminearum*, but by *F. avenaceum*, which does not produce DON

- Prepared by T.K. Turkington, AAFC, I. Evans, AAFRD, J. Calpas, AAFRD and L. Harrison, AAFRD (Updated February 2010, T.K. Turkington)
- Photographs courtesy of the Western Committee on Plant Disease, and R.A. Martin, I. Evans, R. Clear, A. Tekauz, J. Gilbert, and T.K. Turkington
- Consult provincial factsheets (e.g. Fusarium Head Blight of barley and wheat, Agdex 110/631-1, AAFRD) and variety guides for more information