

Alberta Farm Input Prices

An Overview of 2016-2017



Alberta Farm Input Prices - An Overview of 2016 and 2017

Table of Contents

Page

Table of Contents	i
Introduction and Methodology	1

Tables

< Table 1 - Average Monthly Farm Input Prices for Alberta - 2016	2
< Table 2 - Average Monthly Farm Input Prices for Alberta - 2017	4
< Table 3 - Average Annual Farm Input Prices for Alberta - 2016 and 2017	6

Graphs

Average Monthly Farm Input Prices for Alberta – January 2013 to December 2017 for:

< Construction Grade Lumber - 2x6, Rough Grade Lumber - 2x8, Sheathing, Fence Posts, Ready-Mix Concrete, Nails, Pipe, Rods, Barbed Wire	7
< Grain Bin, Truck Tires, Storage Battery, V-Belt, Antifreeze, Mechanical Repairs, Baler Twine, General Farm Labour, Tractor 105-130 hp	8
< Tractor 325-375 hp, Combine, Air Drill, Sprayer, Round Baler, Double Disc, 3/4 Ton Truck, Calf Starter Ration, Dairy Supplement	9
< Feedlot Supplement, Hog Grower Ration, Swine Supplement, Broiler Grower Complete Feed, Cattle Mineral, Feed Barley, Feed Wheat, Feed Oats, Good Quality Hay	10
< Fertilizer 46-0-0, Fertilizer 11-51-0, Fertilizer 82-0-0, Refine Granular, Assert 300 SC, Roundup WeatherMax, Penicillin, Vitamin A, D and E, Wheat Seed	11
< Barley Seed, Roundup Ready Canola Seed, Liberty Link Canola Seed, Purple Gasoline, Diesel Fuel, Propane, Natural Gas, Electricity, Oil for Diesel Engines	12

Introduction and Methodology

Since 1976, Alberta Agriculture and Forestry, Economics and Competitiveness Branch, Statistics and Data Development Section has been conducting a monthly survey of prices for selected Alberta farm inputs. The prices are collected by the Alberta Federation of Agriculture in partnership with the Statistics and Data Development Section.

In 2001, a comprehensive review of the survey was undertaken, to ensure that the inputs monitored were relevant and consistent with Alberta's current farming practices and that there was adequate coverage across the province. Effective July 2001, the number of farm inputs priced monthly was increased from 45 to 53, and the number of centers monitored across Alberta expanded from 18 to 25. The revised list of farm inputs included a number of new inputs, while some of the old inputs were either dropped or modified. Further reviews were completed in June 2006, July 2007, January 2012 and March 2017 to ensure continued relevance of the data. As such, some farm inputs in 2016 and 2017 are not comparable on a "year-over-year" basis with previous years.

Just to caution, the monthly average prices in this report are intended to serve as a guide only. Actual prices at specific locations may differ from the provincial averages provided in this report.

To access this report, and monthly Alberta farm input prices data, please visit the Alberta Agriculture and Forestry website at:

<http://www.agriculture.alberta.ca/app21/infopage?cat1=Statistics&cat2=Farm%20Financial>

To access the Alberta farm input prices online charting function visit:

<http://www.agric.gov.ab.ca/app21/farminputprices>

For further information on Alberta farm input prices, please contact:

Roy Larsen
Senior Statistician
Alberta Agriculture and Forestry
Economics and Competitiveness Branch
Statistics and Data Development Section
300, 7000 - 113 St.
Edmonton, Alberta T6H 5T6
Phone: 780-644-1308
Fax: 780-427-5220

The Department gratefully acknowledges the contribution of the individuals collecting farm input prices in Alberta for the Alberta Federation of Agriculture, in partnership with Alberta Agriculture and Forestry, Economics and Competitiveness Branch, Statistics and Data Development Section.

Note to Users: The contents of this document may not be used or reproduced without properly accrediting Alberta Agriculture and Forestry, Economics and Competitiveness Branch, Statistics and Data Development Section.

As of April 1, 2009, this project was sponsored by Growing Forward, a federal-provincial-territorial agreement.

Table 1 - Average Monthly Farm Input Prices for Alberta (\$) - January to June - 2016

FARM INPUT ITEMS	Jan 2016	Feb 2016	Mar 2016	Apr 2016	May 2016	Jun 2016
Construction Grade Lumber, 2x6, spruce, M	626.16	616.97	612.90	611.44	596.83	593.99
Rough Grade Lumber, 2x8, spruce, M	712.91	744.47	719.15	746.66	760.72	776.69
Sheathing, plywood, spruce, un-sanded, 9.6 mm, 4'x8' sheet	18.56	18.58	18.28	18.17	17.80	17.52
Fence Posts, standard grade, treated, 3-4" diameter, 7' length	5.66	5.85	5.82	5.82	5.91	5.98
Ready-Mix Concrete, 20 mpa strength, cubic metre	236.88	233.69	232.83	233.78	230.98	232.73
Nails, standard grade, 4" spiral, 50 lb box	81.16	82.19	81.95	82.35	82.98	81.45
Pipe, plastic, 1" diameter, 75 psi, 100' coil	61.05	60.32	60.09	60.12	60.40	60.11
Rods, steel reinforcing, 10 mm, 6 metre length	6.03	6.23	6.21	6.13	6.23	6.28
Barbed Wire, 12 gauge, double strand, 40 kg, 80 rod spool	68.95	70.83	70.03	70.28	70.51	69.53
Grain Bin, hopper bottom included, 4,000 bushel capacity, each *	14,856.10	14,736.00	14,656.25	15,441.41	15,411.57	15,717.59
Truck Tires, 1st line, blackwall, LT285-70R-17 Radial, enviro tax included, each	304.11	308.68	301.00	300.02	304.36	308.19
Storage Battery, 12 volt, 24 series, 525 cranking amp, each	101.74	103.48	100.59	103.06	105.15	103.81
V-Belt - Implement, 1/2" x 70", fibre, each	13.34	14.95	14.46	14.60	14.63	14.74
Antifreeze, ethylene glycol, anti-corrosion, 4 litre	14.91	15.20	14.99	15.02	14.90	15.19
Mechanical Repairs, for farm machinery, shop & labour, per hour	124.50	124.96	125.21	123.57	125.13	124.63
Baler Twine, plastic, for round baler, 28,000 ft, bale	32.07	31.59	31.85	31.73	31.89	31.94
General Farm Labour, full-time, without board, per month	3,378.61	3,276.61	3,308.60	3,388.89	3,419.44	3,433.33
Tractor, FWD, 105-130 hp, 6 cylinder diesel, 12-24 spd trans., new	138,817.49	146,373.86	146,406.61	144,246.53	143,390.39	139,516.19
Tractor, 4WD, 325-375 hp, 6-8 cylinder diesel, 12-18 spd trans., new	374,825.37	388,653.05	384,012.09	383,026.41	383,657.48	382,032.23
Combine, self propelled, diesel, 323-374 hp, twin, cross or axial rotary, new *	450,824.65	452,207.00	457,766.61	454,821.46	457,665.72	458,070.59
Air Drill, 40-42', with packer wheels, 325 bu, 3 compartment tank, no variable rate, new *	256,423.33	263,996.67	260,417.76	258,540.74	268,232.69	267,545.99
Sprayer, pull-type, 800-900 gallon tank, 90-100' boom, new	66,756.85	66,604.00	66,392.12	67,164.78	67,696.62	68,137.05
Round Baler, pull-type, P.T.O. driven, 5'x6' hard core bale, new	56,782.35	57,655.64	58,188.11	57,756.39	59,302.82	58,393.81
Double Disc, heavy duty tandem, 19-21', 22" blades, new	56,688.54	56,725.68	55,986.82	56,061.15	56,786.90	56,352.14
3/4 Ton Truck, V-8, 5.4L or 5.9L engine, 4X4, 4 speed automatic transmission, new	45,039.33	46,016.86	45,985.05	46,064.13	45,201.86	45,888.45
Calf-starter Ration, pellets, 13-20%, bagged, 25 kg *	15.61	15.92	15.74	15.65	15.74	15.65
Dairy Supplement, pellets, 32%, bagged, 25 kg *	19.45	19.25	18.63	18.94	19.03	19.31
Feedlot Supplement, pellets, 32%, (excluding Ionophore), bagged, 25 kg *	16.11	16.44	15.71	15.59	15.12	16.06
Hog Grower Ration, pellets, 15-17%, bagged, 25 kg *	15.52	15.68	15.35	15.39	15.32	15.64
Swine Supplement, pellets, 35-40%, bagged, 25 kg *	21.01	21.15	20.98	21.09	21.18	21.45
Broiler Grower Complete Feed, 18-20%, bagged, 25 kg *	16.56	16.70	16.12	16.15	16.19	16.39
Cattle Mineral, salt-free, 18% Phosphorus & 18% Calcium, 20 kg *	31.87	31.93	32.42	32.65	32.61	32.75
Feed Barley, No. 1, non-board, farm gate, bushel	4.14	4.09	3.99	4.00	4.09	3.71
Feed Wheat, No. 1, non-board, farm gate, bushel	5.13	5.13	5.20	5.27	5.27	5.16
Feed Oats, good quality, non-board, farm gate, bushel **	2.53	2.70	2.57	2.61	2.73	2.64
Hay, good quality, over 50% Alfalfa, farm gate, ton	128.94	133.53	130.48	120.53	139.82	122.79
Fertilizer, 46-0-0, Urea, bulk, tonne	549.65	547.09	549.74	553.39	560.35	527.95
Fertilizer, 11-51-0, bulk, tonne	799.52	799.61	800.17	801.35	803.61	792.73
Fertilizer, 82-0-0, Anhydrous Ammonia, full service with applicator, bulk, tonne	966.14	959.47	956.40	968.27	954.87	937.20
Refine SG, granular, 486 gram *	279.09	279.95	281.15	277.10	282.38	279.90
Assert 300 SC, liquid, 10.8 litre	234.50	236.59	234.64	234.99	230.81	236.20
Roundup WeatherMAX, liquid, 10 litre	75.60	74.92	73.36	74.81	75.13	74.45
Penicillin, Procaine Penicillin G, injectable, short-acting, 300 mg/ml, 250 ml	19.89	19.84	19.77	20.03	19.54	20.10
Vitamin A, D and E, injectable, IU/cc: A:500,000 D:75,000 E:50, 250 ml	28.44	29.01	28.62	28.58	28.75	29.10
Seed, Wheat, Certified No. 1, bulk, 100 kg	48.80	51.74	51.23	50.25	52.47	51.00
Seed, Barley, Certified No. 1, bulk, 100 kg	39.96	39.40	40.32	40.98	43.16	42.60
Seed, Roundup Ready Herbicide Tolerant Canola, Certified No. 1, treated, not including TUA, bagged, 22.7 kg **	469.33	467.75	476.59	473.64	476.92	477.76
Seed, Liberty Link Herbicide Tolerant Canola, Certified No. 1, treated, not including TUA, bagged, 22.7 kg **	597.11	598.33	602.21	596.11	598.87	593.63
Purple Gasoline, regular unleaded, marked farm fuel, 100 litres	75.17	65.02	73.92	76.87	82.38	92.41
Diesel Fuel, marked farm fuel, (provincial allowance deducted), 100 litres	72.93	69.47	70.80	70.84	77.59	84.64
Propane, liquefied, bulk, 100 litres	58.88	60.30	50.08	54.83	55.98	57.42
Natural gas, excluding service or delivery charge, provincial rebate deducted where applicable, GJ	2.35	2.64	2.27	1.45	0.94	1.58
Electricity, farm use, (excluding service or delivery charge), 100 kwh	5.21	4.70	4.47	3.63	3.31	3.54
Oil, for diesel engines, 15W-40, (environmental tax included), 5 litre *	20.26	20.18	20.39	20.29	21.16	20.54

* Specification changed as of January 2012 ** New input as of January 2012

Note: The prices reported are simple averages for the province and are based on a survey conducted in the first week of each month.

Source: Alberta Agriculture and Forestry, Economics and Competitiveness Branch, Statistics and Data Development Section

Table 1 (Cont'd) - Average Monthly Farm Input Prices for Alberta (\$) - July to December - 2016

FARM INPUT ITEMS	Jul 2016	Aug 2016	Sep 2016	Oct 2016	Nov 2016	Dec 2016
Construction Grade Lumber, 2x6, spruce, M	593.39	609.53	596.07	616.24	625.56	610.19
Rough Grade Lumber, 2x8, spruce, M	763.42	767.27	761.88	797.06	852.83	855.19
Sheathing, plywood, spruce, un-sanded, 9.6 mm, 4'x8' sheet	17.63	17.80	18.21	18.30	17.57	17.26
Fence Posts, standard grade, treated, 3-4" diameter, 7' length	6.24	6.38	6.09	6.46	6.36	6.42
Ready-Mix Concrete, 20 mpa strength, cubic metre	231.68	233.13	236.54	247.94	241.35	245.36
Nails, standard grade, 4" spiral, 50 lb box	82.54	82.14	82.23	81.92	82.74	82.91
Pipe, plastic, 1" diameter, 75 psi, 100' coil	60.48	60.40	60.70	60.90	60.22	60.31
Rods, steel reinforcing, 10 mm, 6 metre length	6.32	6.29	6.16	6.39	6.25	6.36
Barbed Wire, 12 gauge, double strand, 40 kg, 80 rod spool	69.71	70.33	69.46	67.07	67.12	67.85
Grain Bin, hopper bottom included, 4,000 bushel capacity, each *	15,476.17	15,713.74	16,168.86	15,883.09	15,898.02	16,025.29
Truck Tires, 1st line, blackwall, LT285-70R-17 Radial, enviro tax included, each	308.15	302.91	305.48	302.79	299.03	310.77
Storage Battery, 12 volt, 24 series, 525 cranking amp, each	104.20	103.78	105.60	105.31	104.09	105.39
V-Belt - Implement, 1/2" x 70", fibre, each	15.03	15.23	15.06	15.18	14.99	15.17
Antifreeze, ethylene glycol, anti-corrosion, 4 litre	15.02	14.94	15.07	14.84	14.42	14.82
Mechanical Repairs, for farm machinery, shop & labour, per hour	126.65	127.33	127.67	128.17	128.50	128.25
Baler Twine, plastic, for round baler, 28,000 ft, bale	32.61	32.75	32.60	31.73	31.11	31.37
General Farm Labour, full-time, without board, per month	3,441.67	3,441.67	3,491.67	3,427.72	3,341.61	3,366.11
Tractor, FWD, 105-130 hp, 6 cylinder diesel, 12-24 spd trans., new	138,212.54	136,825.56	138,625.16	139,332.78	139,476.68	140,692.59
Tractor, 4WD, 325-375 hp, 6-8 cylinder diesel, 12-18 spd trans., new	392,190.91	388,129.31	389,196.08	388,668.89	387,218.69	393,479.53
Combine, self propelled, diesel, 323-374 hp, twin, cross or axial rotary, new *	468,720.59	480,339.22	489,378.66	488,570.49	489,019.64	488,830.17
Air Drill, 40-42', with packer wheels, 325 bu, 3 compartment tank, no variable rate, new *	282,324.94	273,383.81	279,377.31	293,080.74	292,608.85	302,035.46
Sprayer, pull-type, 800-900 gallon tank, 90-100' boom, new	69,393.30	70,395.85	70,140.19	70,656.80	71,615.29	71,591.07
Round Baler, pull-type, P.T.O. driven, 5'x6' hard core bale, new	58,599.90	59,450.42	59,271.25	58,998.27	58,921.04	58,613.92
Double Disc, heavy duty tandem, 19-21', 22" blades, new	56,929.41	56,825.43	56,444.77	59,751.37	60,179.90	61,598.23
3/4 Ton Truck, V-8, 5.4L or 5.9L engine, 4X4, 4 speed automatic transmission, new	46,493.18	46,935.04	47,279.78	47,802.82	47,532.09	46,943.14
Calf-starter Ration, pellets, 13-20%, bagged, 25 kg *	15.92	15.67	15.56	15.07	14.94	15.02
Dairy Supplement, pellets, 32%, bagged, 25 kg *	19.42	19.10	18.86	18.69	18.99	19.48
Feedlot Supplement, pellets, 32%, (excluding Ionophore), bagged, 25 kg *	16.28	15.95	15.92	16.17	15.76	16.12
Hog Grower Ration, pellets, 15-17%, bagged, 25 kg *	15.57	15.70	15.59	15.72	15.24	15.25
Swine Supplement, pellets, 35-40%, bagged, 25 kg *	21.49	21.25	21.13	21.27	21.44	21.59
Broiler Grower Complete Feed, 18-20%, bagged, 25 kg *	16.33	16.07	15.80	16.07	16.42	16.32
Cattle Mineral, salt-free, 18% Phosphorus & 18% Calcium, 20 kg *	33.18	32.89	32.40	32.74	33.07	32.88
Feed Barley, No. 1, non-board, farm gate, bushel	3.76	3.78	3.58	3.50	3.44	3.32
Feed Wheat, No. 1, non-board, farm gate, bushel	5.04	4.89	4.59	4.51	4.57	4.52
Feed Oats, good quality, non-board, farm gate, bushel **	2.51	2.43	2.36	2.33	2.45	2.45
Hay, good quality, over 50% Alfalfa, farm gate, ton	120.76	109.47	115.88	110.38	99.25	116.82
Fertilizer, 46-0-0, Urea, bulk, tonne	529.57	497.23	494.00	489.39	470.74	484.14
Fertilizer, 11-51-0, bulk, tonne	790.91	734.64	714.78	683.09	664.10	675.86
Fertilizer, 82-0-0, Anhydrous Ammonia, full service with applicator, bulk, tonne	918.31	885.33	877.23	873.93	881.87	909.00
Refine SG, granular, 486 gram *	282.85	281.24	283.70	284.40	286.66	288.59
Assert 300 SC, liquid, 10.8 litre	234.62	234.00	228.06	233.67	234.59	234.82
Roundup WeatherMAX, liquid, 10 litre	71.87	72.63	72.68	71.58	71.50	73.47
Penicillin, Procaine Penicillin G, injectable, short-acting, 300 mg/ml, 250 ml	20.20	19.68	19.65	19.09	19.06	18.39
Vitamin A, D and E, injectable, IU/cc: A:500,000 D:75,000 E:50, 250 ml	29.00	29.00	29.90	29.87	30.17	30.43
Seed, Wheat, Certified No. 1, bulk, 100 kg	51.35	52.94	53.94	54.03	52.97	52.99
Seed, Barley, Certified No. 1, bulk, 100 kg	41.21	41.23	40.30	42.29	41.61	41.24
Seed, Roundup Ready Herbicide Tolerant Canola, Certified No. 1, treated, not including TUA, bagged, 22.7 kg **	475.41	465.67	465.67	463.77	469.09	468.31
Seed, Liberty Link Herbicide Tolerant Canola, Certified No. 1, treated, not including TUA, bagged, 22.7 kg **	601.12	599.10	592.30	602.24	611.80	614.97
Purple Gasoline, regular unleaded, marked farm fuel, 100 litres	87.81	84.31	81.52	88.66	82.35	81.57
Diesel Fuel, marked farm fuel, (provincial allowance deducted), 100 litres	84.02	78.89	78.17	86.02	82.80	86.55
Propane, liquefied, bulk, 100 litres	59.86	61.72	61.69	64.61	63.27	60.72
Natural gas, excluding service or delivery charge, provincial rebate deducted where applicable, GJ	2.03	2.49	2.53	2.73	3.17	2.74
Electricity, farm use, (excluding service or delivery charge), 100 kwh	4.97	4.95	4.01	4.42	3.94	4.24
Oil, for diesel engines, 15W-40, (environmental tax included), 5 litre *	19.79	20.07	20.59	20.78	19.87	20.81

* Specification changed as of January 2012 ** New input as of January 2012

Note: The prices reported are simple averages for the province and are based on a survey conducted in the first week of each month.

Source: Alberta Agriculture and Forestry, Economics and Competitiveness Branch, Statistics and Data Development Section

Table 2 - Average Monthly Farm Input Prices for Alberta (\$) - January to June - 2017

FARM INPUT ITEMS	Jan 2017	Feb 2017	Mar 2017	Apr 2017	May 2017	Jun 2017
Construction Grade Lumber, 2x6, spruce, M	687.84	690.72	708.25	734.87	747.08	744.23
Rough Grade Lumber, 2x8, spruce, M	991.92	994.66	982.91	992.09	984.14	987.01
Sheathing, plywood, spruce, un-sanded, 9.6 mm, 4'x8' sheet	17.70	17.66	17.58	17.57	17.56	17.74
Fence Posts, standard grade, treated, 3-4" diameter, 7' length	6.72	6.93	6.95	7.35	7.13	7.40
Ready-Mix Concrete, 20 mpa strength, cubic metre	237.07	235.92	240.42	233.91	238.37	237.11
Nails, standard grade, 4" spiral, 50 lb box	82.84	80.37	82.22	81.60	81.75	83.54
Pipe, plastic, 1" diameter, 75 psi, 100' coil	62.53	62.60	62.40	62.64	63.27	63.47
Rods, steel reinforcing, 10 mm, 6 metre length	6.74	6.77	6.80	7.12	7.21	7.51
Barbed Wire, 12 gauge, double strand, 40 kg, 80 rod spool	68.05	69.60	69.32	69.92	70.03	70.51
Grain Bin, hopper bottom included, 4,000 bushel capacity, each *	15,124.14	16,069.04	16,246.27	16,506.11	16,414.62	16,610.04
Truck Tires, 1st line, blackwall, LT285-70R-17 Radial, enviro tax included, each	294.76	300.88	300.53	301.95	304.34	307.29
Storage Battery, 12 volt, 24 series, 525 cranking amp, each	107.01	107.83	108.85	111.43	110.15	111.88
V-Belt - Implement, 1/2" x 70", fibre, each	15.67	15.98	15.92	15.67	15.69	15.87
Antifreeze, ethylene glycol, anti-corrosion, 4 litre	15.12	15.67	15.61	15.09	15.20	15.22
Mechanical Repairs, for farm machinery, shop & labour, per hour	129.02	129.35	129.73	129.20	129.40	130.98
Baler Twine, plastic, for round baler, 28,000 ft, bale	31.71	31.96	32.62	32.97	33.21	33.46
General Farm Labour, full-time, without board, per month	3,408.33	3,413.28	3,422.22	3,391.18	3,424.44	3,400.00
Tractor, FWD, 105-130 hp, 6 cylinder diesel, 12-24 spd trans., new	140,356.66	141,986.26	143,525.67	143,187.73	145,193.39	148,297.50
Tractor, 4WD, 325-375 hp, 6-8 cylinder diesel, 12-18 spd trans., new	397,367.69	393,338.42	392,001.82	389,406.56	388,214.86	391,773.64
Combine, self propelled, diesel, 323-374 hp, twin, cross or axial rotary, new *	495,786.48	495,507.55	490,929.17	491,310.00	494,277.95	496,961.88
Air Drill, 40-42', with packer wheels, 325 bu, 3 compartment tank, no variable rate, new *	313,659.11	312,135.85	312,308.78	314,332.91	306,902.23	311,456.93
Sprayer, pull-type, 800-900 gallon tank, 90-100' boom, new	70,091.53	68,432.12	66,444.17	67,088.75	66,765.88	66,804.53
Round Baler, pull-type, P.T.O. driven, 5'x6' hard core bale, new	59,045.76	58,529.42	58,239.48	58,596.11	57,968.15	58,123.71
Double Disc, heavy duty tandem, 19-21', 22" blades, new	62,838.30	60,474.21	60,999.66	60,308.22	60,117.18	60,073.16
3/4 Ton Truck, V-8, 5.4L or 5.9L engine, 4X4, 4 speed automatic transmission, new	47,025.91	48,103.18	48,882.73	48,886.66	49,181.82	49,132.73
Calf-starter Ration, pellets, 13-20%, bagged, 25 kg *	15.33	16.06	16.31	16.45	16.62	16.87
Dairy Supplement, pellets, 32%, bagged, 25 kg *	19.95	20.17	20.37	20.59	20.62	20.70
Feedlot Supplement, pellets, 32%, (excluding Ionophore), bagged, 25 kg *	16.38	16.60	16.78	16.98	17.60	17.64
Hog Grower Ration, pellets, 15-17%, bagged, 25 kg *	15.77	15.92	15.85	15.95	15.89	15.94
Swine Supplement, pellets, 35-40%, bagged, 25 kg *	21.81	21.73	21.91	21.96	21.90	21.93
Broiler Grower Complete Feed, 18-20%, bagged, 25 kg *	16.62	17.07	17.19	17.50	17.89	18.05
Cattle Mineral, salt-free, 18% Phosphorus & 18% Calcium, 20 kg *	33.79	30.78	30.82	30.95	30.57	30.56
Feed Barley, No. 1, non-board, farm gate, bushel	3.20	3.21	3.19	3.01	3.08	3.14
Feed Wheat, No. 1, non-board, farm gate, bushel	4.47	4.51	4.47	4.46	4.61	4.62
Feed Oats, good quality, non-board, farm gate, bushel **	2.60	2.66	2.53	2.45	2.39	2.42
Hay, good quality, over 50% Alfalfa, farm gate, ton	112.00	109.33	106.89	108.71	114.74	115.26
Fertilizer, 46-0-0, Urea, bulk, tonne	487.83	500.05	495.96	500.86	538.09	534.95
Fertilizer, 11-51-0, bulk, tonne	672.21	674.09	674.09	676.57	704.26	711.59
Fertilizer, 82-0-0, Anhydrous Ammonia, full service with applicator, bulk, tonne	902.88	903.81	912.56	918.53	931.44	926.63
Refine SG, granular, 486 gram *	289.07	281.88	282.67	283.92	282.87	283.71
Assert 300 SC, liquid, 10.8 litre	236.68	236.73	235.32	237.71	238.51	238.99
Roundup WeatherMAX, liquid, 10 litre	71.65	73.47	72.81	72.45	75.20	72.19
Penicillin, Procaine Penicillin G, injectable, short-acting, 300 mg/ml, 250 ml	19.07	18.81	18.95	18.93	18.76	18.56
Vitamin A, D and E, injectable, IU/cc: A:500,000 D:75,000 E:50, 250 ml	31.23	31.55	32.09	31.34	32.13	32.37
Seed, Wheat, Certified No. 1, bulk, 100 kg	52.01	51.68	51.84	51.28	52.25	52.60
Seed, Barley, Certified No. 1, bulk, 100 kg	40.50	41.05	39.79	39.78	39.20	39.87
Seed, Roundup Ready Herbicide Tolerant Canola, Certified No. 1, treated, not including TUA, bagged, 22.7 kg **	469.12	470.92	466.97	468.14	469.22	477.21
Seed, Liberty Link Herbicide Tolerant Canola, Certified No. 1, treated, not including TUA, bagged, 22.7 kg **	615.65	614.73	615.23	616.32	617.86	615.59
Purple Gasoline, regular unleaded, marked farm fuel, 100 litres	90.59	87.52	85.80	93.21	87.89	89.59
Diesel Fuel, marked farm fuel, (provincial allowance deducted), 100 litres	91.08	91.28	89.29	91.07	85.13	84.56
Propane, liquefied, bulk, 100 litres	64.31	64.75	63.81	63.10	62.98	62.28
Natural gas, excluding service or delivery charge, provincial rebate deducted where applicable, GJ	3.69	2.91	2.20	2.63	2.32	1.84
Electricity, farm use, (excluding service or delivery charge), 100 kwh	4.24	4.00	3.54	3.17	3.16	3.15
Oil, for diesel engines, 15W-40, (environmental tax included), 5 litre *	21.47	21.77	21.57	20.97	20.74	21.57

* Specification changed as of January 2012 ** New input as of January 2012

Note: The prices reported are simple averages for the province and are based on a survey conducted in the first week of each month.

Source: Alberta Agriculture and Forestry, Economics and Competitiveness Branch, Statistics and Data Development Section

Table 2 (Cont'd) - Average Monthly Farm Input Prices for Alberta (\$) - July to December - 2017

FARM INPUT ITEMS	Jul 2017	Aug 2017	Sep 2017	Oct 2017	Nov 2017	Dec 2017
Construction Grade Lumber, 2x6, spruce, M	775.25	792.78	816.08	812.50	837.77	863.67
Rough Grade Lumber, 2x8, spruce, M	989.93	997.83	994.57	993.25	1,002.77	988.58
Sheathing, plywood, spruce, un-sanded, 9.6 mm, 4'x8' sheet	18.60	21.02	20.98	21.31	22.19	21.32
Fence Posts, standard grade, treated, 3-4" diameter, 7' length	6.47	6.42	6.28	6.36	6.41	6.28
Ready-Mix Concrete, 20 mpa strength, cubic metre	230.23	234.76	238.87	236.70	240.95	238.60
Nails, standard grade, 4" spiral, 50 lb box	81.27	80.20	84.29	83.62	84.64	84.11
Pipe, plastic, 1" diameter, 75 psi, 100' coil	63.47	64.73	62.79	62.46	62.73	62.78
Rods, steel reinforcing, 10 mm, 6 metre length	7.25	7.10	7.24	7.13	7.17	7.22
Barbed Wire, 12 gauge, double strand, 40 kg, 80 rod spool	70.62	70.46	69.55	70.33	70.35	69.97
Grain Bin, hopper bottom included, 4,000 bushel capacity, each *	16,508.19	16,581.94	16,773.02	16,792.19	17,062.02	16,666.63
Truck Tires, 1st line, blackwall, LT285-70R-17 Radial, enviro tax included, each	304.10	301.76	309.58	310.02	307.32	307.02
Storage Battery, 12 volt, 24 series, 525 cranking amp, each	114.49	113.41	113.09	113.81	114.46	114.53
V-Belt - Implement, 1/2" x 70", fibre, each	15.59	16.26	16.14	15.96	15.78	15.82
Antifreeze, ethylene glycol, anti-corrosion, 4 litre	15.12	15.94	16.02	15.73	15.98	16.15
Mechanical Repairs, for farm machinery, shop & labour, per hour	129.79	128.92	129.33	129.25	129.25	130.08
Baler Twine, plastic, for round baler, 28,000 ft, bale	32.89	33.46	33.54	34.41	34.14	34.47
General Farm Labour, full-time, without board, per month	3,402.78	3,386.11	3,564.44	3,560.56	3,491.11	3,622.22
Tractor, FWD, 105-130 hp, 6 cylinder diesel, 12-24 spd trans., new	150,259.48	148,814.87	150,918.82	149,650.73	146,732.38	146,128.29
Tractor, 4WD, 325-375 hp, 6-8 cylinder diesel, 12-18 spd trans., new	386,657.37	385,528.66	385,016.27	391,150.67	384,275.98	386,355.84
Combine, self propelled, diesel, 323-374 hp, twin, cross or axial rotary, new *	483,767.60	481,595.49	480,408.18	480,906.92	472,937.68	472,726.68
Air Drill, 40-42', with packer wheels, 325 bu, 3 compartment tank, no variable rate, new *	308,001.31	301,515.84	309,923.16	305,399.61	303,597.41	303,606.41
Sprayer, pull-type, 800-900 gallon tank, 90-100' boom, new	66,570.35	65,505.79	69,399.91	69,468.88	70,003.26	69,688.69
Round Baler, pull-type, P.T.O. driven, 5'x6' hard core bale, new	57,854.49	60,552.83	60,035.68	59,634.74	60,081.02	59,856.35
Double Disc, heavy duty tandem, 19-21', 22" blades, new	59,475.77	59,012.59	59,939.86	61,535.45	62,091.70	62,578.45
3/4 Ton Truck, V-8, 5.4L or 5.9L engine, 4X4, 4 speed automatic transmission, new	49,698.77	49,851.36	49,262.23	49,080.45	49,126.45	47,974.86
Calf-starter Ration, pellets, 13-20%, bagged, 25 kg *	17.04	16.93	16.91	16.27	16.21	16.12
Dairy Supplement, pellets, 32%, bagged, 25 kg *	20.97	20.80	20.81	20.33	20.40	20.33
Feedlot Supplement, pellets, 32%, (excluding Ionophore), bagged, 25 kg *	17.78	17.71	17.32	16.75	16.72	16.62
Hog Grower Ration, pellets, 15-17%, bagged, 25 kg *	15.99	16.34	16.31	15.81	16.07	15.93
Swine Supplement, pellets, 35-40%, bagged, 25 kg *	22.69	21.90	21.83	22.17	21.97	22.17
Broiler Grower Complete Feed, 18-20%, bagged, 25 kg *	18.07	18.05	17.94	17.76	17.65	17.65
Cattle Mineral, salt-free, 18% Phosphorus & 18% Calcium, 20 kg *	30.20	29.63	29.94	29.65	29.65	29.52
Feed Barley, No. 1, non-board, farm gate, bushel	3.29	3.62	3.85	3.86	3.96	4.01
Feed Wheat, No. 1, non-board, farm gate, bushel	4.69	4.84	5.02	4.83	4.96	4.94
Feed Oats, good quality, non-board, farm gate, bushel **	2.43	2.37	2.48	2.63	2.56	2.66
Hay, good quality, over 50% Alfalfa, farm gate, ton	113.43	122.10	117.95	123.28	127.69	125.29
Fertilizer, 46-0-0, Urea, bulk, tonne	524.11	495.30	477.98	467.64	490.81	487.98
Fertilizer, 11-51-0, bulk, tonne	708.97	690.46	695.14	694.05	703.01	699.40
Fertilizer, 82-0-0, Anhydrous Ammonia, full service with applicator, bulk, tonne	908.56	884.89	849.27	809.24	826.55	824.63
Refine SG, granular, 486 gram *	282.30	282.34	283.61	280.38	284.41	282.52
Assert 300 SC, liquid, 10.8 litre	236.11	235.23	237.22	236.43	235.45	236.28
Roundup WeatherMAX, liquid, 10 litre	73.86	75.58	76.97	77.38	79.29	78.12
Penicillin, Procaine Penicillin G, injectable, short-acting, 300 mg/ml, 250 ml	18.75	18.82	19.22	19.13	19.23	19.73
Vitamin A, D and E, injectable, IU/cc: A:500,000 D:75,000 E:50, 250 ml	32.37	32.31	32.39	32.38	32.37	32.39
Seed, Wheat, Certified No. 1, bulk, 100 kg	53.26	53.64	53.84	54.78	54.19	53.22
Seed, Barley, Certified No. 1, bulk, 100 kg	41.29	42.43	41.49	40.80	39.71	39.89
Seed, Roundup Ready Herbicide Tolerant Canola, Certified No. 1, treated, not including TUA, bagged, 22.7 kg **	478.62	481.41	481.09	481.52	481.65	480.09
Seed, Liberty Link Herbicide Tolerant Canola, Certified No. 1, treated, not including TUA, bagged, 22.7 kg **	612.77	612.86	613.35	612.40	613.06	612.57
Purple Gasoline, regular unleaded, marked farm fuel, 100 litres	84.63	85.56	91.17	88.61	96.92	92.77
Diesel Fuel, marked farm fuel, (provincial allowance deducted), 100 litres	82.11	83.69	87.07	87.45	98.38	97.35
Propane, liquefied, bulk, 100 litres	60.00	61.98	64.16	64.58	67.20	67.07
Natural gas, excluding service or delivery charge, provincial rebate deducted where applicable, GJ	2.10	2.50	2.06	1.96	2.06	2.48
Electricity, farm use, (excluding service or delivery charge), 100 kwh	3.58	3.97	3.63	3.66	3.53	3.80
Oil, for diesel engines, 15W-40, (environmental tax included), 5 litre *	21.22	21.34	20.12	20.16	21.52	21.24

* Specification changed as of January 2012 ** New input as of January 2012

Note: The prices reported are simple averages for the province and are based on a survey conducted in the first week of each month.

Source: Alberta Agriculture and Forestry, Economics and Competitiveness Branch, Statistics and Data Development Section

Table 3 - Average Annual Farm Input Prices for Alberta (\$) - 2016 and 2017

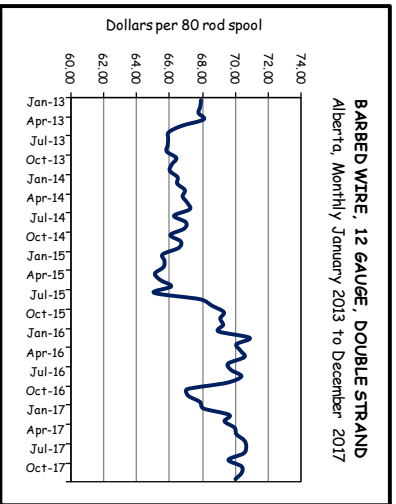
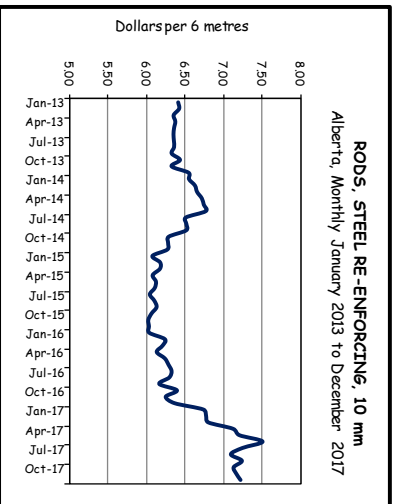
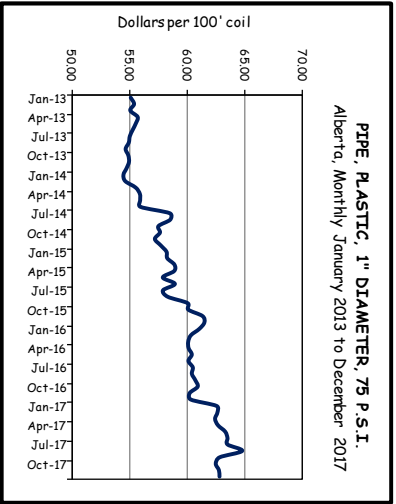
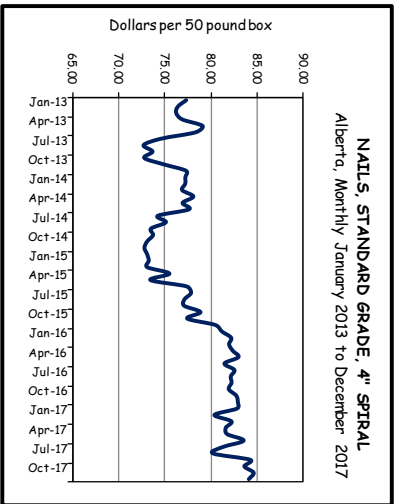
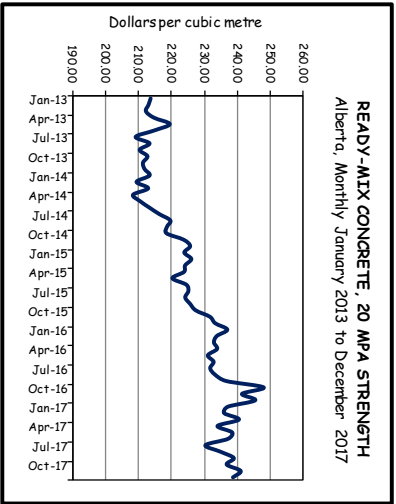
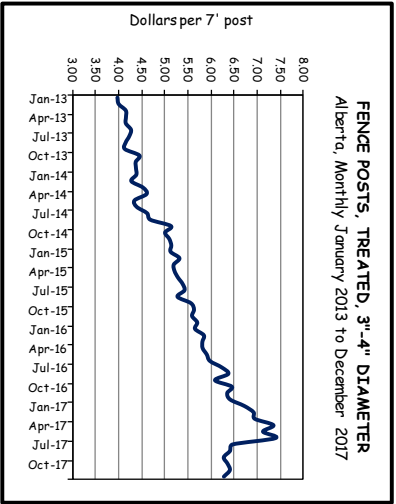
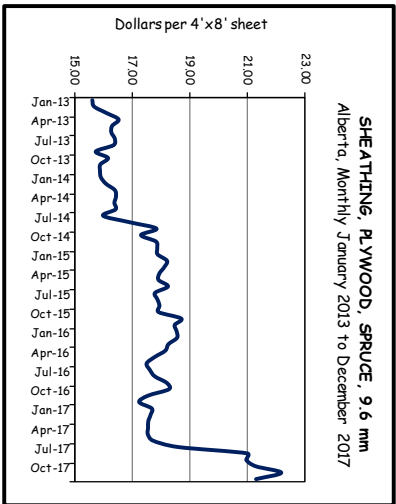
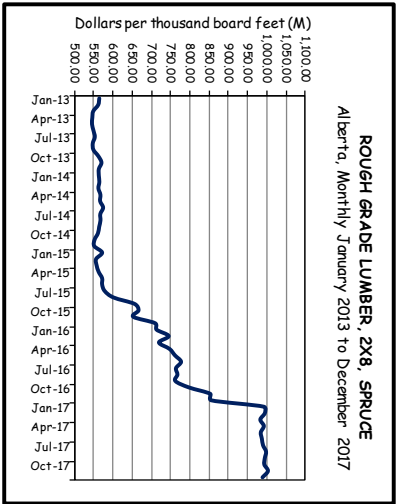
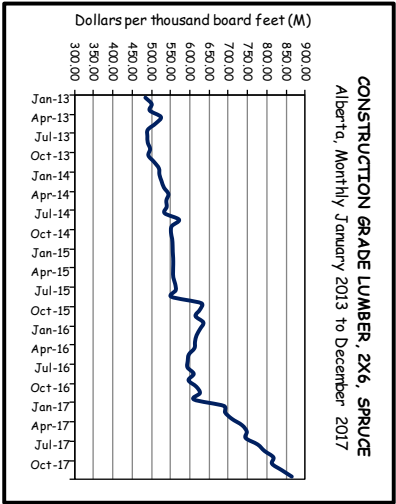
FARM INPUT ITEMS	2016	2017	2017/2016
			Per Cent Change
Construction Grade Lumber, 2x6, spruce, M	609.11	767.59	26.0
Rough Grade Lumber, 2x8, spruce, M	771.52	991.64	28.5
Sheathing, plywood, spruce, un-sanded, 9.6 mm, 4'x8' sheet	17.97	19.27	7.2
Fence Posts, standard grade, treated, 3-4" diameter, 7' length	6.08	6.73	10.6
Ready-Mix Concrete, 20 mpa strength, cubic metre	236.41	236.91	0.2
Nails, standard grade, 4" spiral, 50 lb box	82.21	82.54	0.4
Pipe, plastic, 1" diameter, 75 psi, 100' coil	60.42	62.99	4.2
Rods, steel reinforcing, 10 mm, 6 metre length	6.24	7.11	13.9
Barbed Wire, 12 gauge, double strand, 40 kg, 80 rod spool	69.31	69.89	0.8
Grain Bin, hopper bottom included, 4,000 bushel capacity, each *	15,498.67	16,446.19	6.1
Truck Tires, 1st line, blackwall, LT285-70R-17 Radial, environmental tax included, each	304.62	304.13	-0.2
Storage Battery, 12 volt, 24 series, 525 cranking amp, each	103.85	111.74	7.6
V-Belt - Implement, 1/2" x 70", fibre, each	14.78	15.86	7.3
Antifreeze, ethylene glycol, anti-corrosion, 4 litre	14.94	15.57	4.2
Mechanical Repairs, for farm machinery, shop & labour, per hour	126.21	129.53	2.6
Baler Twine, plastic, for round baler, 28,000 ft, bale	31.94	33.24	4.1
General Farm Labour, full-time, without board, per month	3,392.99	3,457.22	1.9
Tractor, FWD, 105-130 hp, 6 cylinder diesel, 12-24 spd trans., new	140,993.03	146,254.31	3.7
Tractor, 4WD, 325-375 hp, 6-8 cylinder diesel, 12-18 spd trans., new	386,257.50	389,257.32	0.8
Combine, self propelled, diesel, 323-374 hp, twin, cross or axial rotary, new *	469,684.57	486,426.30	3.6
Air Drill, 40-42', with packer wheels, 325 bushel, 3 compartment tank, no variable rate, new *	274,830.69	308,569.96	12.3
Sprayer, pull-type, 800-900 gallon tank, 90-100' boom, new	68,878.66	68,021.99	-1.2
Round Baler, pull-type, P.T.O. driven, 5'x6' hard core bale, new	58,494.49	59,043.15	0.9
Double Disc, heavy duty tandem, 19-21', 22" blades, new	57,527.53	60,787.05	5.7
3/4 Ton Truck, V-8, 5.4L or 5.9L engine, 4X4, 4 speed automatic transmission, new	46,431.81	48,850.60	5.2
Calf-starter Ration, pellets, 13-20%, bagged, 25 kg *	15.54	16.43	5.7
Dairy Supplement, pellets, 32%, bagged, 25 kg *	19.09	20.50	7.4
Feedlot Supplement, pellets, 32%, (excluding Ionophore), bagged, 25 kg *	15.93	17.07	7.2
Hog Grower Ration, pellets, 15-17%, bagged, 25 kg *	15.50	15.98	3.1
Swine Supplement, pellets, 35-40%, bagged, 25 kg *	21.25	22.00	3.5
Broiler Grower Complete Feed, 18-20%, bagged, 25 kg *	16.26	17.62	8.4
Cattle Mineral, salt-free, 18% Phosphorus & 18% Calcium, 20 kg *	32.62	30.51	-6.5
Feed Barley, No. 1, non-board, farm gate, bushel	3.78	3.45	-8.8
Feed Wheat, No. 1, non-board, farm gate, bushel	4.94	4.70	-4.8
Feed Oats, good quality, non-board, farm gate, bushel **	2.53	2.51	-0.5
Hay, good quality, over 50% Alfalfa, farm gate, ton	120.72	116.39	-3.6
Fertilizer, 46-0-0, Urea, bulk, tonne	521.10	500.13	-4.0
Fertilizer, 11-51-0, bulk, tonne	755.03	691.99	-8.4
Fertilizer, 82-0-0, Anhydrous Ammonia, full service with applicator, bulk, tonne	924.00	883.25	-4.4
Refine S6, granular, 486 gram *	282.25	283.31	0.4
Assert 300 SC, liquid, 10.8 litre	233.96	236.72	1.2
Roundup WeatherMAX, liquid, 10 litre	73.50	74.92	1.9
Penicillin, Procaine Penicillin G, injectable, short-acting, 300 mg/ml, 250 ml	19.60	19.00	-3.1
Vitamin A, D and E, injectable, IU/cc: A:500,000 D:75,000 E:50, 250 ml	29.24	32.08	9.7
Seed, Wheat, Certified No. 1, bulk, 100 kg	51.98	52.88	1.7
Seed, Barley, Certified No. 1, bulk, 100 kg	41.19	40.48	-1.7
Seed, Roundup Ready Herbicide Tolerant Canola, Certified No. 1, treated, not including TUA, bagged, 22.7 kg **	470.83	475.50	1.0
Seed, Liberty Link Herbicide Tolerant Canola, Certified No. 1, treated, not including TUA, bagged, 22.7 kg **	600.65	614.37	2.3
Purple Gasoline, regular unleaded, marked farm fuel, 100 litres	81.00	89.52	10.5
Diesel Fuel, marked farm fuel, (provincial allowance deducted), 100 litres	78.56	89.04	13.3
Propane, liquefied, bulk, 100 litres	59.11	63.85	8.0
Natural Gas, (excluding service or delivery charge), GJ	2.24	2.40	6.9
Electricity, farm use, (excluding service or delivery charge), 100 kwh	4.28	3.62	-15.5
Oil, for diesel engines, 15W-40, (environmental tax included), 5 litre *	20.39	21.14	3.7

* Specification changed as of January 2012 ** New input as of January 2012

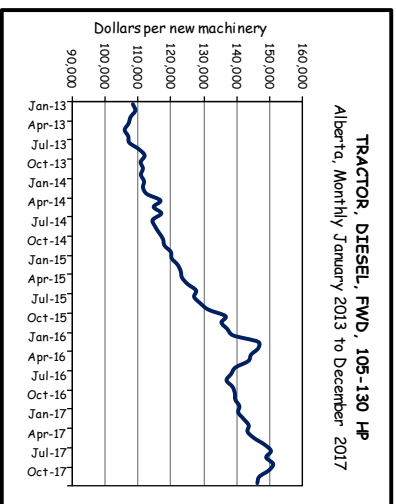
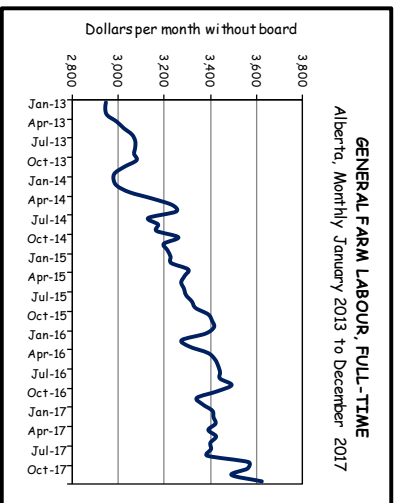
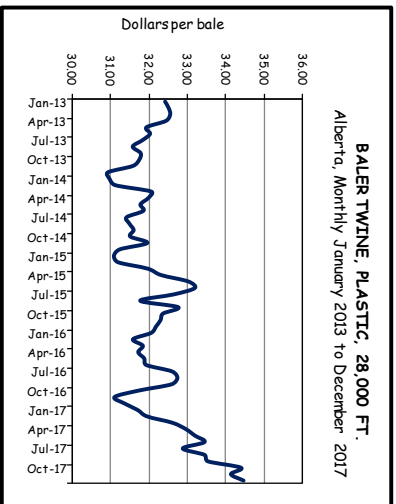
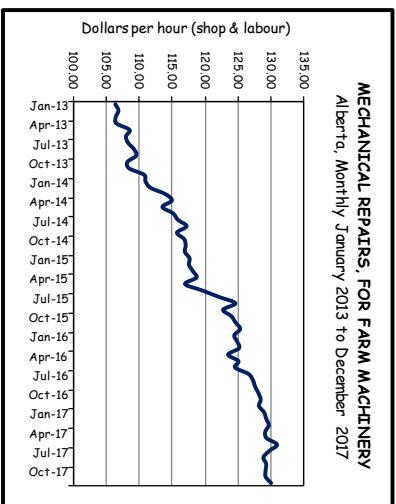
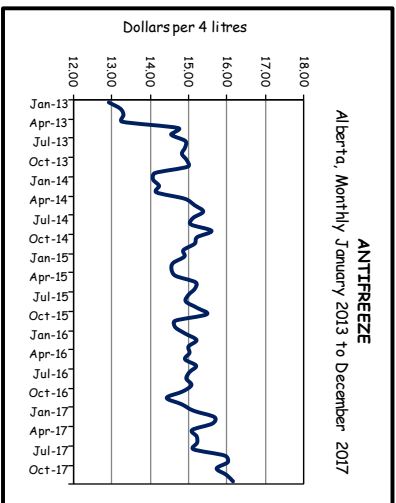
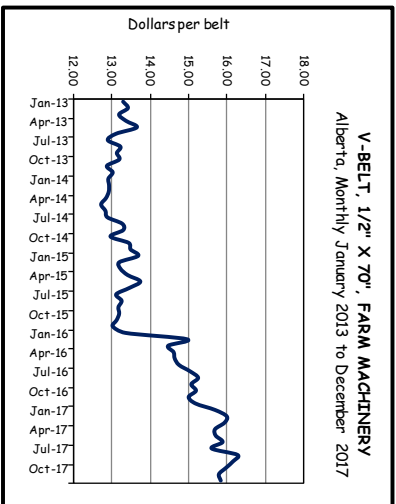
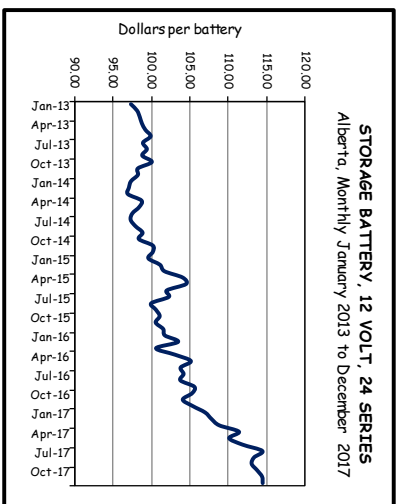
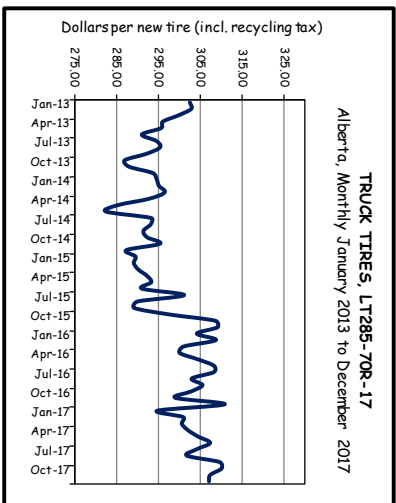
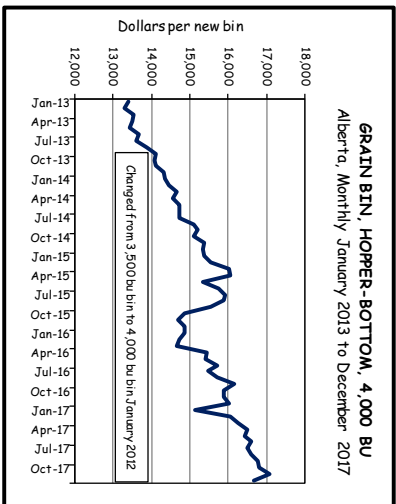
Note: The prices reported are simple averages for the province and are based on a survey conducted in the first week of each month.

Source: Alberta Agriculture and Forestry, Economics and Competitiveness Branch, Statistics and Data Development Section

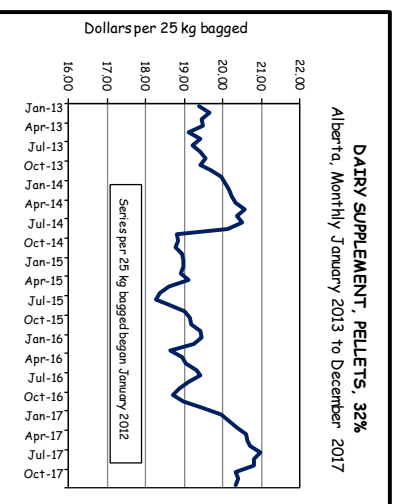
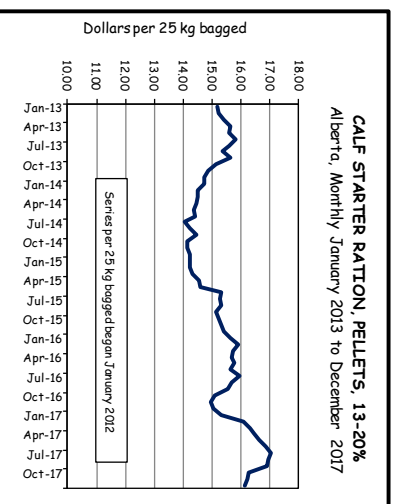
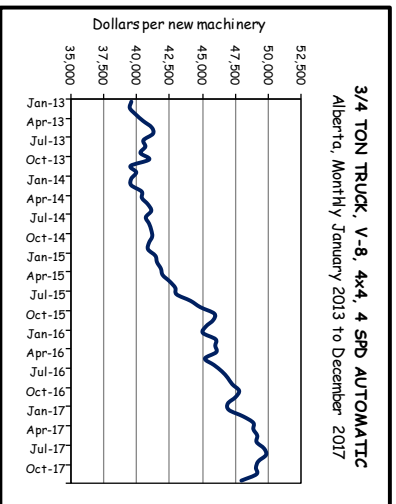
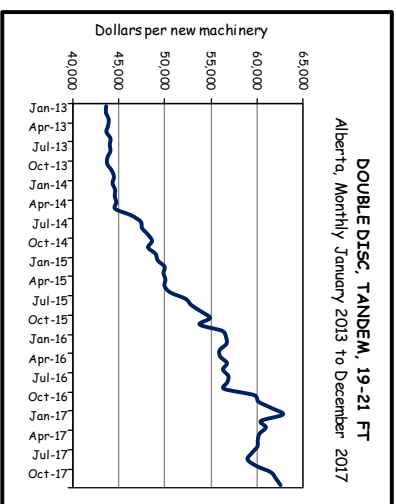
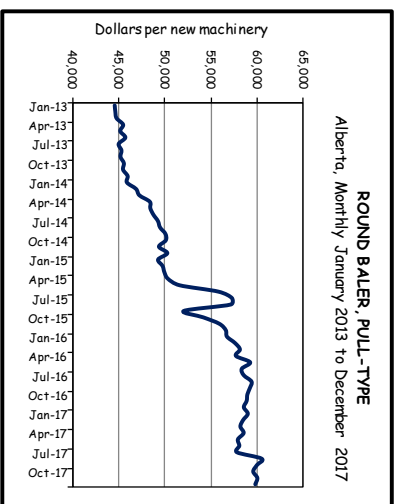
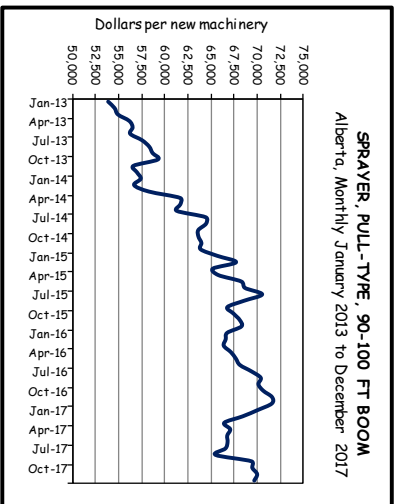
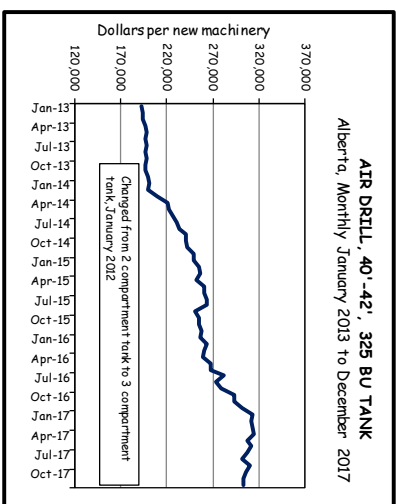
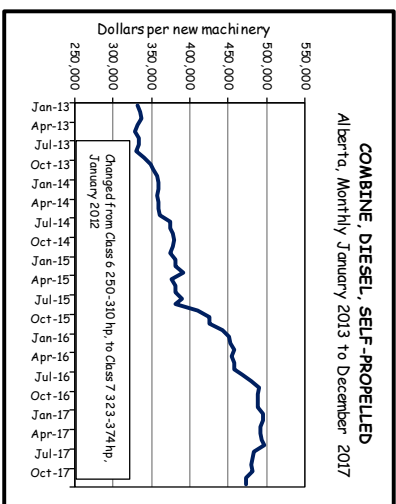
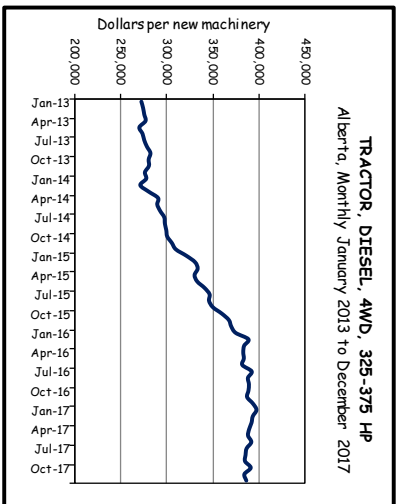
Average Monthly Farm Input Prices for Alberta - 2013 - 2017 (Simple Averages)



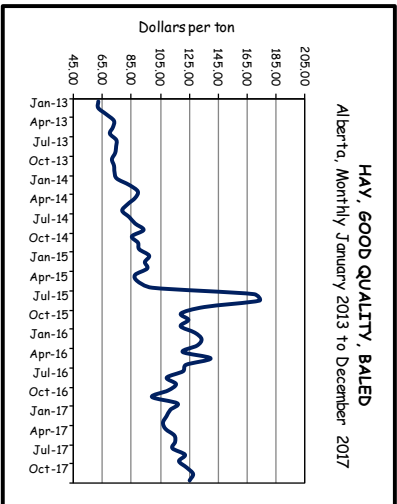
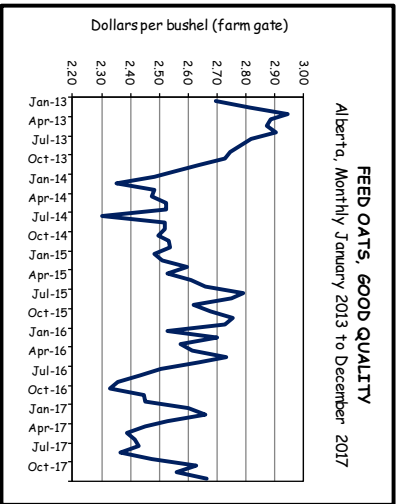
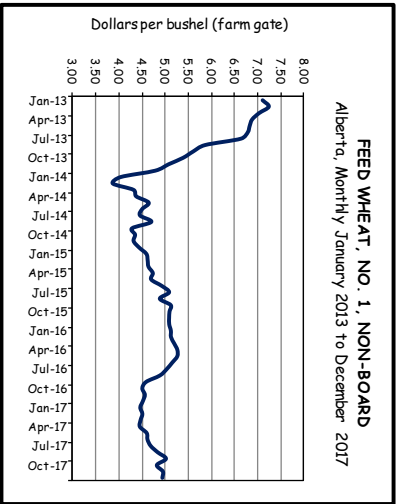
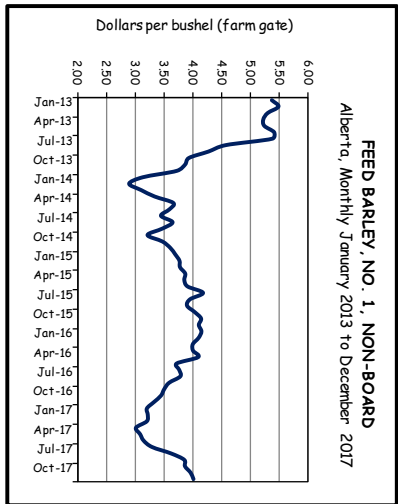
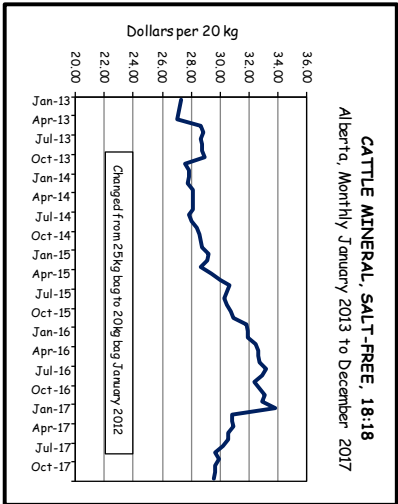
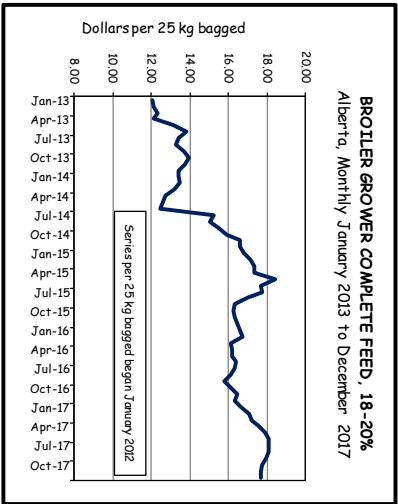
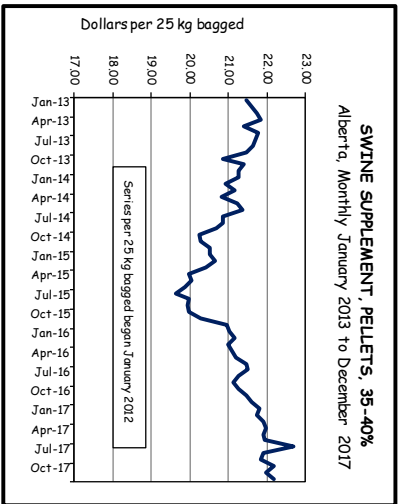
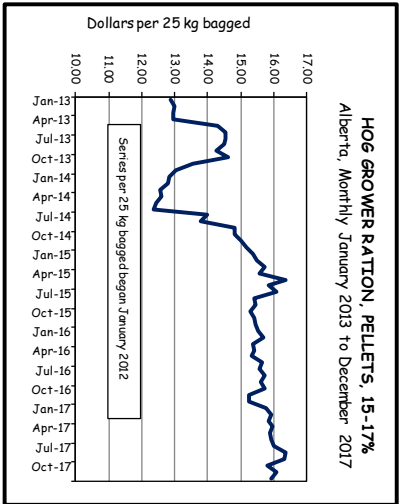
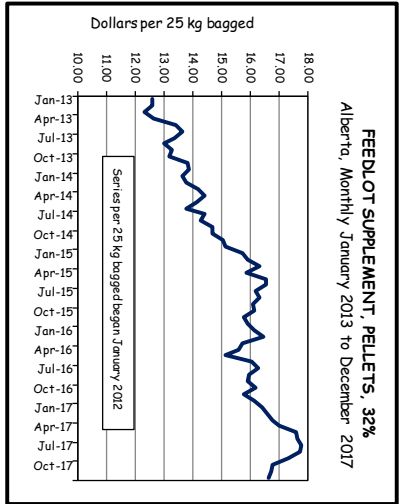
Average Monthly Farm Input Prices for Alberta - 2013 - 2017 (Simple Averages)



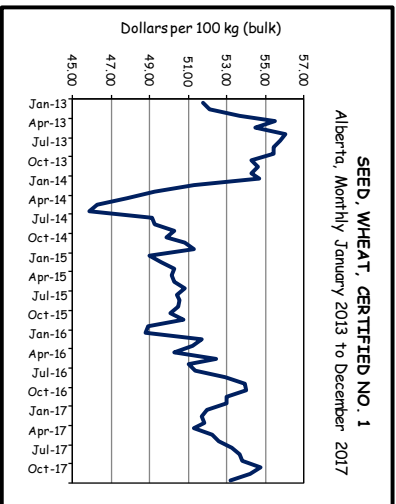
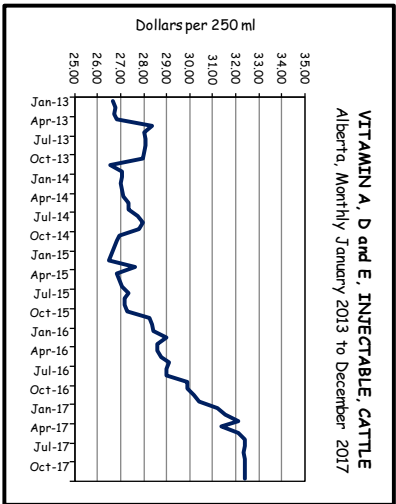
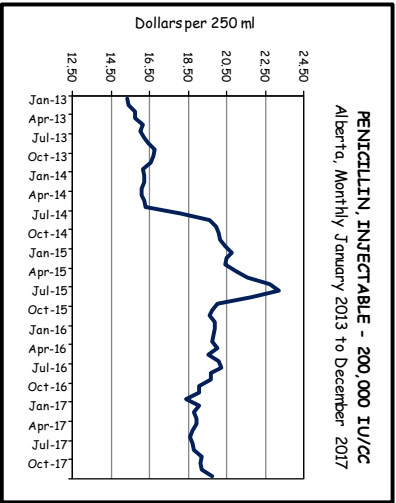
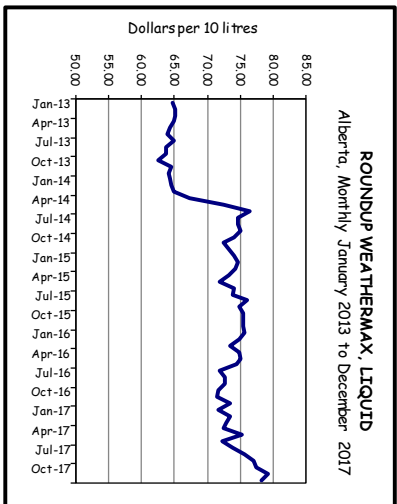
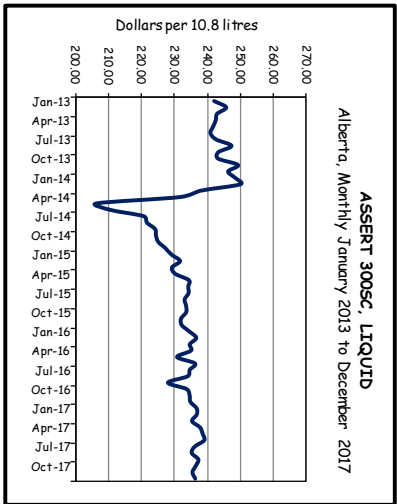
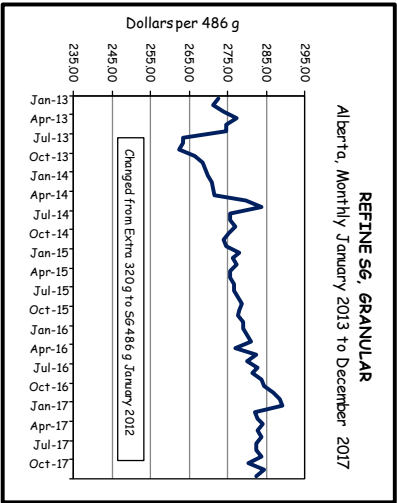
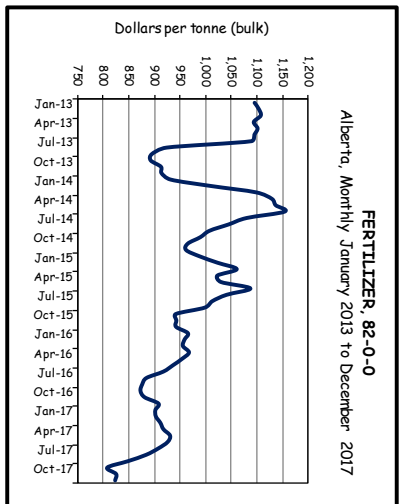
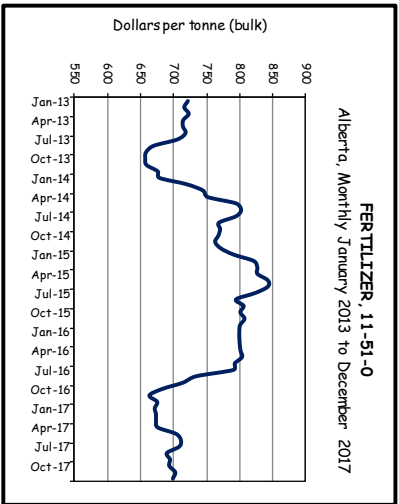
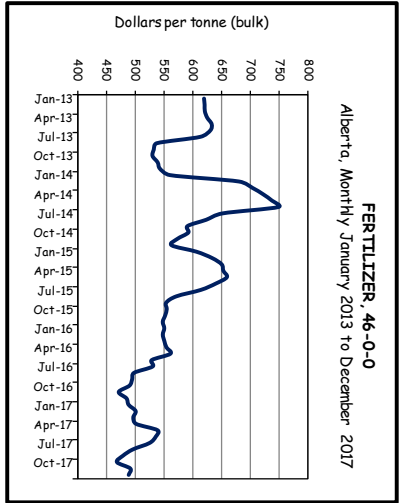
Average Monthly Farm Input Prices for Alberta - 2013 - 2017 (Simple Averages)



Average Monthly Farm Input Prices for Alberta - 2013 - 2017 (Simple Averages)



Average Monthly Farm Input Prices for Alberta - 2013 - 2017 (Simple Averages)



Average Monthly Farm Input Prices for Alberta - 2013 - 2017 (Simple Averages)

