


# Custom Rates Survey



## Grain Harvesting Operations 2004

### Economics & Competitiveness



## PREFACE

The Custom Rate Surveys are conducted by the Survey Services Team of Statistics and Data Development Unit, Alberta Agriculture, Food and Rural Development.

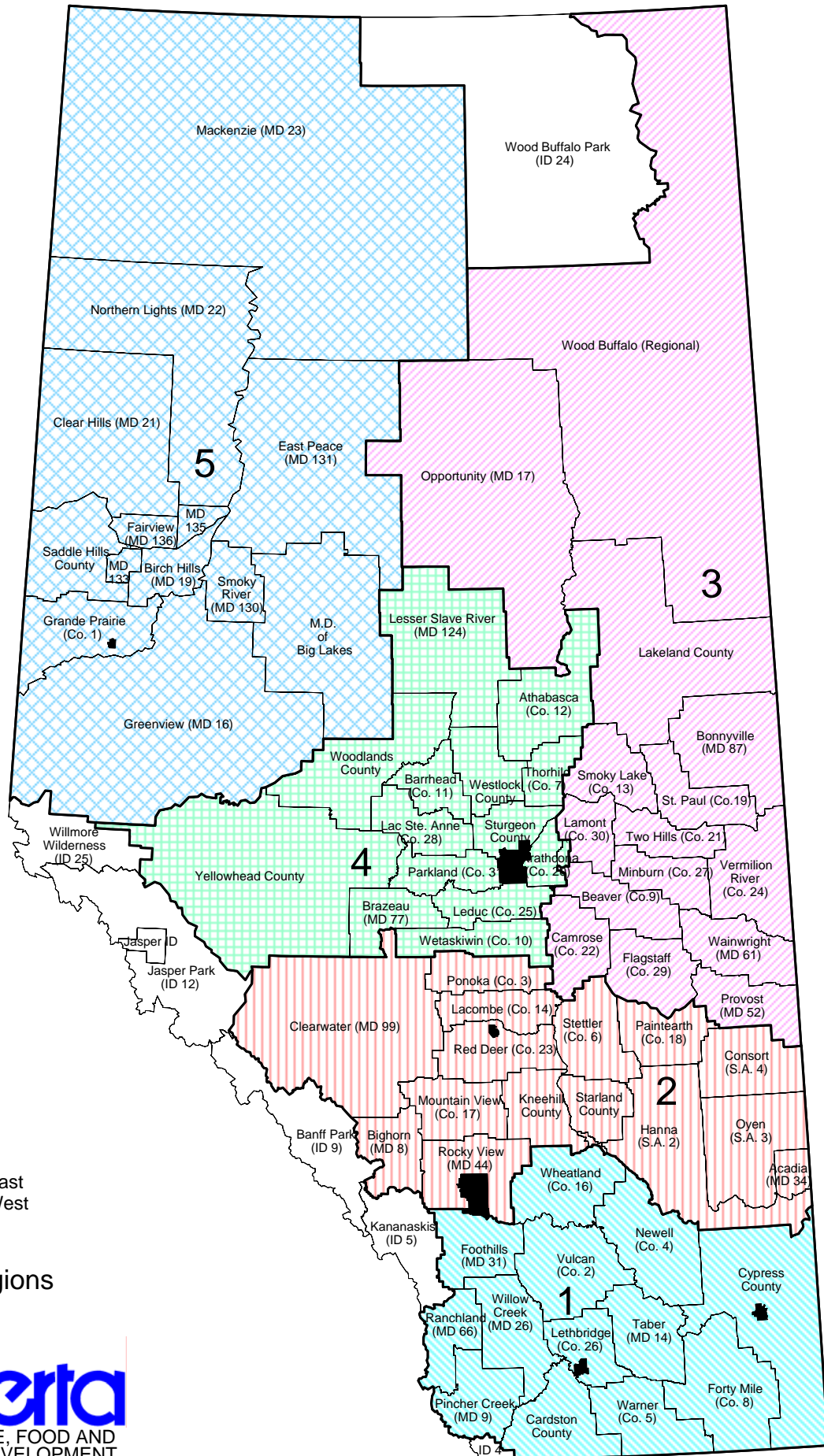
The data presented in this report was obtained by contacting custom operators and dealers and thus represent actual charges. Please note that some instances may be Good Neighbour Rates as opposed to Commercial Rates. The reader should be aware that varying conditions in different areas of the province could significantly affect the rates charged from year to year.






The intent of the survey is to provide producers with additional information to help with their farm management decisions. The quality of data is dependent on the cooperation received by producers as well as commercial custom operators. We would like to thank all those who willingly provided information for this report. If you are involved in any custom operations and have not been contacted, but wish to contribute, please contact me.

In addition, the assistance of Nicole Strang, Marion Harry, Guangzhi Liu and Gail Atkinson of Alberta Agriculture, Food and Rural Development, is greatly appreciated.

Maureen Wenger, Survey Operations Manager  
Statistics and Data Development Unit  
Alberta Agriculture, Food and Rural Development  
302, 7000 -113 Street  
Edmonton, Alberta T6H 5T6  
Phone: (780) 422-2903  
Fax: (780) 427-5220  
Email: [maureen.wenger@gov.ab.ca](mailto:maureen.wenger@gov.ab.ca)

Note to Users: The contents of this document may not be used or reproduced without properly accrediting the Statistics and Data Development Unit, Economics and Competitiveness Division, Alberta Agriculture, Food & Rural Development.



-  1 South
-  2 Central
-  3 North East
-  4 North West
-  5 Peace

AAFRD Regions



## Alberta Municipalities Classified by Region

### South Region\*

<u>Legal Name</u>	<u>AMC</u>	<u>Reference</u>
Cardston County	-----	M.D. No. 6
Cypress County	-----	M.D. No. 1
Foothills No. 31	MD 31	M.D. No. 31
Forty Mile County No. 8	CO 8	County No.8
Lethbridge County	-----	County No. 26
Newell County No. 4	CO 4	County No. 4
Pincher Creek No. 9	MD 9	M.D. No. 9
Ranchland No. 66	MD 66	M.D. No. 66
Taber	MD	M.D. No. 14
Vulcan County	-----	County No. 2
Warner County No. 5	CO 5	County No. 5
Wheatland County	-----	County No. 16
Willow Creek No. 26	MD 26	M.D. No. 26

### Central Region\*

<u>Legal Name</u>	<u>AMC</u>	<u>Reference</u>
Acadia No. 34	MD 34	M.D. No. 34
Bighorn No. 8	MD 8	M.D. No. 8
Calgary	-----	Calgary
Clearwater County	-----	M.D. No. 99
Kneehill County	-----	M.D. No. 48
Lacombe County	-----	County No. 14
Mountain View County	-----	County No. 17
Paintearth County No. 18	CO 18	County No. 18
Ponoka County	-----	County No. 3
Red Deer County	-----	County No. 23
Rocky View No. 44	MD 44	M.D. No. 44
Special Area No. 2	SA 2	S.A. No. 2
Special Area No. 3	SA 3	S.A. No. 3
Special Area No. 4	SA 4	S.A. No. 4
Starland County	-----	M.D. No. 47
Stettler County No. 6	CO 6	County No. 6

### North East Region\*

<u>Legal Name</u>	<u>AMC</u>	<u>Reference</u>
Beaver County	-----	County No. 9
Bonnyville No. 87	MD 87	M.D. No. 87
Camrose County No. 22	CO 22	County No. 22
Flagstaff County	-----	County No. 29
Lakeland County	-----	M.D. No. 87
Lamont County	-----	County No. 30
Minburn County No. 27	CO 27	County No. 27
Opportunity No. 17	MD 17	M.D. No. 17
Provost No. 52	MD 52	M.D. No. 52
Smoky Lake County	-----	County No. 13
St. Paul County No. 19	CO 19	County No. 19
Two Hills County No. 21	CO 21	County No. 21
Vermilion River County No. 24	CO 24	County No. 24
Wainwright No. 61	MD 61	M.D. No. 61

### North West Region\*

<u>Legal Name</u>	<u>AMC</u>	<u>Reference</u>
Athabasca County No. 12	CO 12	County No. 12
Barrhead County No. 11	CO 11	County No. 11
Brazeau No. 77	MD 77	M.D. No. 77
Edmonton	-----	Edmonton
Lac Ste. Anne County	-----	County No. 28
Leduc County	-----	County No. 25
Lesser Slave River No. 124	MD 124	M.D. No. 124
Parkland County	-----	County No. 31
Strathcona County	-----	County No. 20
Sturgeon County	-----	M.D. No. 90
Thorhild County No. 7	CO 7	County No. 7
Westlock County	-----	M.D. No. 92
Wetaskiwin County No. 10	CO 10	County No. 10
Woodlands County	-----	M.D. No. 15
Yellowhead County	-----	M.D. No. 94

### Peace Region\*

<u>Legal Name</u>	<u>AMC</u>	<u>Reference</u>
Big Lakes	MD	M.D. BGL
Birch Hills County	-----	M.D. No. 19
Clear Hills No. 21	MD 21	M.D. No. 21
East Peace No. 131	MD 131	M.D. No. 131
Fairview No. 136	MD 136	M.D. No. 136
Greenview No. 16	MD 16	M.D. No. 16
Grande Prairie County No. 1	CO 1	County No. 1
Mackenzie No. 23	MD 23	M.D. No. 23
Northern Lights No. 22	MD 22	M.D. No. 22
Peace No. 135	MD 135	M.D. No. 135
Saddle Hills County	-----	M.D. No. 20
Smoky River No. 130	MD 130	M.D. No. 130
Spirit River No. 133	MD 133	M.D. No 133

AMC – Abbreviated Municipality Code  
Reference – Prior Legal Name

\* AAFRD Regional boundaries no longer exist; however, these have been maintained to facilitate historical comparisons.



Statistics and Data  
Development Unit

## GRAIN DRYING, CLEANING & VACUUMING 2004



Region	County	Custom Cost	Operation	Equipment	Notes
S	Lethbridge	\$0.02/bushel per month	Grain Bin Rental	Grain bins of various capacities (e.g. 2000 bushel capacity grain bin for 6 months = \$0.02/bushel x 2000 bushel capacity x 6 months =\$240.00)	Minimum charge ~ \$0.10/bushel of bin capacity or 5 months rental
S	Lethbridge	\$0.05/bushel	Vacuuming	John Deere 4250 fwa 130hp tractor; Walinga 610 Special grain vacuum	Vacuuming the bottoms of grain bins or quonsets
S	Vulcan	\$195.00/day Rental	Vacuuming	Grain Vacuum 5005	Rental only; \$125.00/half day
C	Ponoka	\$80.00/ heat hour	Drying	Electric motor, propane fuelled grain dryer with 550 bushel capacity	Plus \$40.00/load for loading, cooling & discharge; 6 points moisture removed
C	Ponoka	\$12.00/tonne	Drying	Electric motor, propane fuelled grain dryer with 550 bushel capacity	Plus \$40.00/load for loading, cooling & discharge; 5 points moisture removed
C	Red Deer	\$0.40/bushel	Cleaning	Carter Day 22SJ indent machine, Delta 114 winnower (wind & screen machine)	Serves 15-20 mile radius; cleans ~190 bushels/hour
C	Stettler Co 6	\$0.40-0.50/bushel	Cleaning	Small line seed cleaning equipment	Can clean from 200-700 bushels/hour
C	Stettler Co 6	\$0.40-0.50/bushel	Cleaning	Big line grain cleaning equipment	Can clean from 200-700 bushels/hour

**Regions:** S - South C - Central NE - North East NW - North West P - Peace **Notes:** Fuel costs included, unles otherwise stated

**Equipment:** fwa - front wheel assist hp - horsepower PT - pull-type SP - self-propelled

## GRAIN DRYING, CLEANING & VACUUMING 2004



Region	County	Custom Cost	Operation	Equipment	Notes
NE	Bonnyville MD 87	\$1.50/tonne	Vacuuming	Rem high capacity grain vacuum; vacuums ~400 bushels/hour	Rental only; no operator
NE	Flagstaff	\$0.40/bushel	Cleaning	Mobile grain cleaning unit; cleans ~400 bushels/hour	Mobile unit; cleans to seed cleaning standards
NW	Leduc	\$80.00/ heat hour	Drying	Electric motor, propane fuelled grain dryer with 550 bushel capacity	Plus \$40.00/load for loading, cooling & discharge; 6 points moisture removed
NW	Leduc	\$12.00/tonne	Drying	Electric motor, propane fuelled grain dryer with 550 bushel capacity	Plus \$40.00/load for loading, cooling & discharge; 5 points moisture removed
NW	Parkland	\$70.00 hour plus propane	Drying	IBEC 7 tier, electric motor, propane powered grain dryer with 700 bushel capacity	Plus cost of propane; all grain taken down to dry standards; do not charge by points or percentages
NW	Wetaskiwin Co 10	\$80.00/ heat hour	Drying	Electric motor, propane fuelled grain dryer with 550 bushel capacity	Plus \$40.00/load for loading, cooling & discharge; 6 points moisture removed
NW	Wetaskiwin Co 10	\$12.00/tonne	Drying	Electric motor, propane fuelled grain dryer with 550 bushel capacity	Plus \$40.00/load for loading, cooling & discharge; 5 points moisture removed
<p><b>Regions:</b> S - South C - Central NE - North East NW - North West P - Peace <b>Notes:</b> Fuel costs included, unless otherwise stated</p> <p><b>Equipment:</b> fwa - front wheel assist hp - horsepower PT - pull-type SP - self-propelled</p>					

# GRAIN SWATHING 2004



Region	County	Custom Cost	Equipment	Notes
S	Foothills MD 31	\$7.50/acre	John Deere 4450 or Case 7120 fwa 140hp tractor, Massey Ferguson swather with 21' header	
S	Foothills MD 31	\$6.00-7.00/acre	John Deere 7810 tractor, Massey Ferguson swather with 30' header	~10-12 acres/hour average
S	Foothills MD 31	\$85.00/hour	SP International Harvester 8820 swather with 25' header	
S	Lethbridge	\$10.00/acre	New Holland TV140 tractor, MacDon swather with 25' header	
S	Lethbridge	\$10.00/acre	SP Hesston swather with 21' header	Irrigated; cereals
S	Lethbridge	\$11.00/acre	SP Massey Ferguson 220 swather with 26.5' draper header	Grains
S	Pincher Creek MD 9	\$2.50/tonne	SP Premier 2950 swather with 30' header	
S	Taber MD	\$10.00/acre	SP Hesston swather with 21' header	Irrigated; cereals

**Regions:** S - South C - Central NE - North East NW - North West P - Peace

**Equipment:** fwa - front wheel assist hp - horsepower PT - pull-type SP - self-propelled **Notes:** km - kilometre

# GRAIN SWATHING 2004



Region	County	Custom Cost	Equipment	Notes
S	Vulcan	\$10.00/acre	SP MacDon 2950 swather with 30' and 25' headers	Canola
C	Lacombe	\$8.00/acre or \$80.00/hour	SP MacDon swather with 30' double swath header	30' single swath or 60' double swath
C	Lacombe	\$8.50/acre	SP swather with 12' or 14' header	
C	Mountain View	\$8.00/acre	SP Case swather with 21' header	~25 acres/hour average
C	Paintearth Co 18	\$8.00/acre or \$80.00/hour	SP MacDon swather with 30' double swath header	30' single swath or 60' double swath
C	Ponoka	\$8.50/acre	SP swather with 12' or 14' header	
C	Ponoka	\$10.00/acre	SP Premier 2930 swather with 25' header	~ 7.5 acres/hour; grains and oilseeds
C	Ponoka	\$85.00/hour	SP Premier 2930 swather with 25' header	~ 7.5 acres/hour; grains and oilseeds

**Regions:** S - South C - Central NE - North East NW - North West P - Peace

**Equipment:** fwa - front wheel assist hp - horsepower PT - pull-type SP - self-propelled **Notes:** km - kilometre



# GRAIN SWATHING 2004



Region	County	Custom Cost	Equipment	Notes
C	Special Area No 4	\$8.00/acre or \$80.00/hour	SP MacDon swather with 30' double swath header	30' single swath or 60' double swath
NE	Lamont	\$7.00/acre	SP Versatile 4750 swather with 25' header	~15-20 acres/hour average; depending on crop
NE	Lamont	\$8.50/acre	SP Hesston 8450 swather with 25' header	
NE	Minburn Co 27	\$7.00/acre	SP Versatile 4750 swather with 25' header	~15-20 acres/hour average; depending on crop
NE	St. Paul Co 19	\$10.50/acre	John Deere 4450 2wd 140hp tractor, MacDon 1920 swather with 25' header	
NE	Two Hills Co 21	\$7.00/acre	SP Versatile 4750 swather with 25' header	~15-20 acres/hour average; depending on crop
NW	Athabasca Co 12	\$8.00/acre or \$80.00/hour	SP Case-IH swather with 21' double swath header	
NW	Athabasca Co 12	\$8.00/acre	SP Massey Ferguson 220 swather with 26' draper header	Cereals and canola; ~12-14 acres/hour average
<p><b>Regions:</b> S - South C - Central NE - North East NW - North West P - Peace</p> <p><b>Equipment:</b> fwa - front wheel assist hp - horsepower PT - pull-type SP - self-propelled <b>Notes:</b> km - kilometre</p>				

# GRAIN SWATHING 2004



Region	County	Custom Cost	Equipment	Notes
NW	Barrhead Co 11	\$62.50/hour	SP International Harvester 5000 swather with 16.5' header	Grains
NW	Brazeau MD 77	\$10.00/acre	SP New Holland HW320 swather with 21' draper header with centre delivery roto shears	Grains
NW	Brazeau MD 77	\$11.00/acre	SP New Holland HW320 swather with 21' draper header with centre delivery roto shears	Canola
NW	Leduc	\$8.00/acre	SP Massey Ferguson 220 swather with 22' draper header	Canola and cereals
NW	Leduc	\$9.00/acre	SP McDon 9300 swather with 21' header	All crops
NW	Leduc	\$10.00/acre	SP New Holland HW320 swather with 21' draper header with centre delivery roto shears	Grains
NW	Leduc	\$10.00/acre	SP Premier 2930 swather with 25' header	~ 7.5 acres/hour; grains and oilseeds
<p><b>Regions:</b> S - South C - Central NE - North East NW - North West P - Peace</p> <p><b>Equipment:</b> fwa - front wheel assist hp - horsepower PT - pull-type SP - self-propelled <b>Notes:</b> km - kilometre</p>				

# GRAIN SWATHING 2004



Region	County	Custom Cost	Equipment	Notes
NW	Leduc	\$11.00/acre	SP New Holland HW320 swather with 21' draper header with centre delivery roto shears	Canola
NW	Leduc	\$85.00/hour	SP Premier 2930 swather with 25' header	~ 7.5 acres/hour; grains and oilseeds
NW	Parkland	\$70.00/hour	SP Case 8820 swather with 21' header	
NW	Parkland	\$70.00/hour	SP MacDon Premier 9000 swather with 21' draper header	Grains and canola; ~10-12 acres/hour average
NW	Parkland	\$70.00/hour	SP Versatile 4750 swather with 18' header	Grains and canola
NW	Strathcona	\$6.50/acre	SP Case 8820 swather with 21' header	~10 acres/hour average
NW	Strathcona	\$8.00/acre	SP Case 8820 swather with 21' header	Normal crop; cereals or oilseeds
NW	Strathcona	\$10.00/acre	SP Case 8820 swather with 21' header	Lodged crop; cereals or oilseeds
<p><b>Regions:</b> S - South C - Central NE - North East NW - North West P - Peace</p> <p><b>Equipment:</b> fwa - front wheel assist hp - horsepower PT - pull-type SP - self-propelled <b>Notes:</b> km - kilometre</p>				

# GRAIN SWATHING 2004



Region	County	Custom Cost	Equipment	Notes
NW	Strathcona	\$10.00/acre	SP New Holland HW320 swather with 21' draper header with centre delivery roto shears	Grains
NW	Strathcona	\$11.00/acre	SP New Holland HW320 swather with 21' draper header with centre delivery roto shears	Canola
NW	Sturgeon	\$9.00/acre	SP Versatile 4750 swather with 21' header	Cereals
NW	Sturgeon	\$9.50/acre	SP Versatile 4750 swather with 21' header	Oilseeds
NW	Westlock	\$8.00/acre	SP Prairie Star swather with 22' double swath header	~10 acres/hour average
NW	Westlock	\$62.50/hour	SP International Harvester 5000 swather with 16.5' header	Grains
NW	Wetaskiwin Co 10	\$9.00/acre	SP MacDon 9300 swather with 21' header	All crops
<p><b>Regions:</b> S - South C - Central NE - North East NW - North West P - Peace</p> <p><b>Equipment:</b> fwa - front wheel assist hp - horsepower PT - pull-type SP - self-propelled <b>Notes:</b> km - kilometre</p>				

# GRAIN SWATHING 2004



Region	County	Custom Cost	Equipment	Notes
NW	Wetaskiwin Co 10	\$10.00/acre	SP MacDon Premier 2950 swather with 25' header	
NW	Wetaskiwin Co 10	\$10.00/acre	SP New Holland HW320 swather with 21' draper header with centre delivery roto shears	Grains
NW	Wetaskiwin Co 10	\$10.00/acre	SP Premier 2930 swather with 25' header	~ 7.5 acres/hour; grains and oilseeds
NW	Wetaskiwin Co 10	\$10.00/acre	SP Premier 2940 swather with 30' header	Cereals or canola; ~10-15 acres/hour average
NW	Wetaskiwin Co 10	\$11.00/acre	SP New Holland HW320 swather with 21' draper header with centre delivery roto shears	Canola
NW	Wetaskiwin Co 10	\$85.00/hour	SP Premier 2930 swather with 25' header	~ 7.5 acres/hour; grains and oilseeds
P	Clear Hills MD 21	\$9.00/acre	Ford 9030 4wd bi-directional tractor, Versatile 4022 swather with 22' header	~15 acres/hour average
P	Peace MD 135	\$8.00/acre	SP Case-IH 8825 swather with 25' header and pickup reels	Cereals and oilseeds

**Regions:** S - South C - Central NE - North East NW - North West P - Peace

**Equipment:** fwa - front wheel assist hp - horsepower PT - pull-type SP - self-propelled **Notes:** km - kilometre

# GRAIN SWATHING 2004



Region	County	Custom Cost	Equipment	Notes
P	Peace MD 135	\$9.00/acre	Ford 9030 4wd bi-directional tractor, Versatile 4022 swather with 22' header	~15 acres/hour average
P	Spirit River MD 133	\$7.00/acre	SP Case-IH 8820 swather with 21' header	Grains
P	Spirit River MD 133	\$8.00/acre	SP Case-IH 8820 swather with 21' header	Fescues
P	Spirit River MD 133	\$8.00/acre	SP MacDon 105-115hp diesel swather with 25' header	Cereals
P	Spirit River MD 133	\$100.00/hour	SP MacDon 105-115hp diesel swather with 25' header	Cereals

**Regions:** S - South C - Central NE - North East NW - North West P - Peace  
**Equipment:** fwa - front wheel assist hp - horsepower PT - pull-type SP - self-propelled **Notes:** km - kilometre

# GRAIN COMBINING AND HAULING TO BIN 2004



Region	County	Custom Cost	Equipment	Notes
S	Foothills MD 31	\$18.00/acre	SP con John Deere 9500 combine, tandem truck	Hauling up to 1 mile; combining at ~8 acres/hour
S	Foothills MD 31	\$21.00/acre	SP con Massey Ferguson 8680 combine, tandem truck	Combining at ~12-16 acres/hour average
S	Foothills MD 31	\$25.00/acre	Case 7120 4wd 175hp tractor, PT con John Deere 7721 combine with chaff collector, 1 single axle truck, 1 tandem truck	Hauling up to 0.5 mile to bin
S	Forty Mile Co 8	\$16.00-21.00/acre	SP con John Deere 9650 combine, tandem truck	Dryland; plus \$5.50-10.00/tonne for hauling to bin; combining at 12.5 acres/hour average
S	Forty Mile Co 8	\$26.50-30.00/acre	SP con John Deere 9650 combine, tandem truck	Irrigated; plus \$5.50-10.00/tonne for hauling to bin; combining at 6-8 acres/hour average
S	Lethbridge	\$16.00-21.00/acre	SP con John Deere 9650 combine, tandem truck	Dryland; plus \$5.50-10.00/tonne for hauling to bin; combining at 12.5 acres/hour average
S	Lethbridge	\$21.00/acre	John Deere 4650 4wd 175hp tractor, PT rot International Harvester 1480 or 1482 combine, tandem truck holds 14 tonne	Grains; hauling up to 2 miles to bin; over 2 miles add tandem trucks at \$60.00/hour, as required
S	Lethbridge	\$22.00-24.00/acre	SP rot John Deere 9650 combine, Super B trailer holds 62,500 lbs (28 tonne)	Hauling up to 3-4 miles to bin
<p><b>Region:</b> S - South C - Central NE - North East NW - North West P - Peace</p> <p><b>Equipment:</b> fwa - front wheel assist hp - horsepower PT - pull-type SP - self-propelled con - conventional rot - rotary lmi - loaded mile</p>				

## GRAIN COMBINING AND HAULING TO BIN 2004



Region	County	Custom Cost	Equipment	Notes
S	Lethbridge	\$26.00/acre	SP con John Deere 9650 combine, tandem truck	Irrigated; cereals, oilseeds or pulses; hauling up to 2 miles to bin
S	Lethbridge	\$26.50-30.00/acre	SP con John Deere 9650 combine, tandem truck	Irrigated; plus \$5.50-10.00/tonne for hauling to bin; combining at 6-8 acres/hour average
S	Newell Co 4	\$22.00-24.00/acre	SP rot John Deere 9650 combine, Super B trailer holds 62,500 lbs (28 tonne)	Hauling up to 3-4 miles to bin
S	Taber MD	\$26.00/acre	SP con John Deere 9650 combine, tandem truck	Irrigated; cereals, oilseeds or pulses; hauling up to 2 miles to bin
S	Wheatland	\$20.00-25.00/acre	SP con combine, tandem truck	Dryland; hauling up to 0.5 mile to bin in field
S	Wheatland	\$25.00-30.00/acre	SP con combine, tandem truck	Irrigated; hauling up to 0.5 mile to bin in field
S	Willow Creek MD 26	\$18.00/acre	SP con John Deere 9600 or John Deere 8820 combine, tandem truck	Hauling up to 2 miles to bin; combining at ~12-15 acres/hour average
C	Lacombe	\$270.00/hour	SP con John Deere 9600 or 9610 combine, tandem truck holds 10-12 tonne	Hauling up to 3-4 miles to bin; plus additional tandem trucks at \$60.00/hr, as required
<b>Region:</b> S - South C - Central NE - North East NW - North West P - Peace				
<b>Equipment:</b> fwa - front wheel assist hp - horsepower PT - pull-type SP - self-propelled con - conventional rot - rotary lmi - loaded mile				



## GRAIN COMBINING AND HAULING TO BIN 2004



Region	County	Custom Cost	Equipment	Notes
C	Mountain View	\$20.00/acre	SP con John Deere 7720 Titan II combine, single axle truck holds 300 bushel, grain auger	Hauling up to 3 miles to bin
C	Mountain View	\$20.00-25.00/acre	SP con combine, tandem truck	Dryland; hauling up to 0.5 mile to bin in field
C	Mountain View	\$25.00-30.00/acre	SP con combine, tandem truck	Irrigated; hauling up to 0.5 mile to bin in field
C	Paintearth Co 18	\$20.00-25.00/acre	SP con combine, tandem truck	Dryland; hauling up to 0.5 mile to bin in field
C	Paintearth Co 18	\$25.00-30.00/acre	SP con combine, tandem truck	Irrigated; hauling up to 0.5 mile to bin in field
C	Paintearth Co 18	\$270.00/hour	SP con John Deere 9600 or 9610 combine, tandem truck holds 10-12 tonne	Hauling up to 3-4 miles to bin; plus additional tandem trucks at \$60.00/hr, as required
C	Ponoka	\$20.00/acre	SP rot/con John Deere CTS combine with 30' straight header or 12' pickup header, Super B grain trailer holds 42 tonne	Wheat or canola; hauling up to 1 mile to bin; plus \$5.50/tonne over 1 mile up to 2-8 miles; plus \$0.60/tonne for 31' x 71' Spray Air auger
C	Ponoka	\$21.00/acre	SP rot/con John Deere CTS combine with 30' straight header or 12' pickup header, Super B grain trailer holds 42 tonne	Barley, oats or peas; hauling up to 1 mile to bin; plus \$5.50/tonne over 1 mile up to 2-8 miles; plus \$0.60/tonne for 31' x 71' Spray Air auger
<p><b>Region:</b> S - South C - Central NE - North East NW - North West P - Peace</p> <p><b>Equipment:</b> fwa - front wheel assist hp - horsepower PT - pull-type SP - self-propelled con - conventional rot - rotary lmi - loaded mile</p>				

## GRAIN COMBINING AND HAULING TO BIN 2004



Region	County	Custom Cost	Equipment	Notes
C	Ponoka	\$170.00/hour	SP rot/con John Deere CTS combine with 30' straight header or 12' pickup header, Super B grain trailer holds 42 tonne	Hauling up to 20 miles to bin; plus \$0.60/tonne for 31' x 71' Spray Air auger
C	Red Deer	\$155.00/hour	SP con John Deere 9600 combine, tandem truck holds 650-700 bushel	Grains & oilseeds; short hauls under 10 km
C	Rocky View MD 44	\$20.00-25.00/acre	SP con combine, tandem truck	Dryland; hauling up to 0.5 mile to bin in field
C	Rocky View MD 44	\$25.00-30.00/acre	SP con combine, tandem truck	Irrigated; hauling up to 0.5 mile to bin in field
C	Special Area No 4	\$270.00/hour	SP con John Deere 9600 or 9610 combine, tandem truck holds 10-12 tonne	Hauling up to 3-4 miles to bin; plus additional tandem trucks at \$60.00/hr, as required
NE	Camrose Co 22	\$18.00/acre plus \$0.10-0.12/bushel	SP rot New Holland TR96 combine, tandem truck with end dump holds 600 bushel	Hauling up to 5 miles to bin
NE	Lamont	\$18.00/acre plus \$0.10-0.12/bushel	SP rot New Holland TR96 combine, tandem truck with end dump holds 600 bushel	Hauling up to 5 miles to bin
NE	Minburn Co 27	\$18.00/acre plus \$0.10-0.12/bushel	SP rot New Holland TR96 combine, tandem truck with end dump holds 600 bushel	Hauling up to 5 miles to bin
<b>Region:</b> S - South C - Central NE - North East NW - North West P - Peace <b>Equipment:</b> fwa - front wheel assist hp - horsepower PT - pull-type SP - self-propelled con - conventional rot - rotary lmi - loaded mile				

## GRAIN COMBINING AND HAULING TO BIN 2004



Region	County	Custom Cost	Equipment	Notes
NE	Two Hills Co 21	\$18.00/acre plus \$0.10-0.12/bushel	SP rot New Holland TR96 combine, tandem truck with end dump holds 600 bushel	Hauling up to 5 miles to bin
NE	Vermilion River Co 24	\$20.00/acre	SP con Case-IH combine with Redekop chaff management system (zero-till)	Plus \$2.00/acre for collecting chaff piles and \$3.00/acre for hauling grain up to 2 miles to bin
NW	Barrhead Co 11	\$160.00/hour	SP rot New Holland TR95 combine, tandem truck holds 14 tonne	Hauling up to 1 mile to bin
NW	Leduc	\$20.00/acre	SP rot/con John Deere CTS combine with 30' straight header or 12' pickup header, Super B grain trailer holds 42 tonne	Wheat or canola; hauling up to 1 mile to bin; plus \$5.50/tonne over 1 mile up to 2-8 miles; plus \$0.60/tonne for 31' x 71' Spray Air auger
NW	Leduc	\$21.00/acre	SP rot/con John Deere CTS combine with 30' straight header or 12' pickup header, Super B grain trailer holds 42 tonne	Barley, oats or peas; hauling up to 1 mile to bin; plus \$5.50/tonne over 1 mile up to 2-8 miles; plus \$0.60/tonne for 31' x 71' Spray Air auger
NW	Leduc	\$22.00/acre	SP rot John Deere CTS combine, tandem truck	Cereals and Canola; hauling up to 2 miles to bin
NW	Leduc	\$170.00/hour	SP rot/con John Deere CTS combine with 30' straight header or 12' pickup header, Super B grain trailer holds 42 tonne	Hauling up to 20 miles to bin; plus \$0.60/tonne for 31' x 71' Spray Air auger
<p><b>Region:</b> S - South C - Central NE - North East NW - North West P - Peace</p> <p><b>Equipment:</b> fwa - front wheel assist hp - horsepower PT - pull-type SP - self-propelled con - conventional rot - rotary lmi - loaded mile</p>				

## GRAIN COMBINING AND HAULING TO BIN 2004



Region	County	Custom Cost	Equipment	Notes
NW	Parkland	\$180.00/hour	SP con John Deere 9510 combine, John Deere 4760 4wd 175hp tractor with 750 bushel grain cart and 2 tandem trucks with 650 bushel grain boxes	Grains and oilseeds; hauling to bin
NW	Parkland	\$180.00/hour	SP con John Deere 9510 combine, John Deere 4760 tractor and 750 bushel grain cart, tandem truck holds 650 bushel	Grains or canola; hauling to bin
NW	Parkland	\$200.00/hour	SP con John Deere 9510 combine with 25' straight cut header, John Deere 4760 4wd 175hp tractor with 750 bushel grain cart and 2 tandem trucks with 650 bushel grain boxes	Grains and oilseeds; straight combining; hauling to bin
NW	Strathcona	\$100.00/hour	SP con Massey Ferguson 750 combine, single axle truck	Hauling up to 0.5 mile to bin
NW	Strathcona	\$200.00/hour	2003 SP rot Case 2388 combine, single axle truck	Hauling up to 0.5 mile to bin
NW	Sturgeon	\$150.00/hour	SP rot New Holland TR98 combine, tandem truck	Hauling 0.5 mile to bin; customer supplies fuel for tandem truck
NW	Westlock	\$160.00/hour	SP rot New Holland TR95 combine, tandem truck holds 14 tonne	Hauling up to 1 mile to bin
<p><b>Region:</b> S - South C - Central NE - North East NW - North West P - Peace</p> <p><b>Equipment:</b> fwa - front wheel assist hp - horsepower PT - pull-type SP - self-propelled con - conventional rot - rotary lmi - loaded mile</p>				

## GRAIN COMBINING AND HAULING TO BIN 2004



Region	County	Custom Cost	Equipment	Notes
NW	Wetaskiwin Co 10	\$20.00/acre	SP rot/con John Deere CTS combine with 30' straight header or 12' pickup header, Super B grain trailer holds 42 tonne	Wheat or canola; hauling up to 1 mile to bin; plus \$5.50/tonne over 1 mile up to 2-8 miles; plus \$0.60/tonne for 31' x 71' Spray Air auger
NW	Wetaskiwin Co 10	\$21.00/acre	SP rot/con John Deere CTS combine with 30' straight header or 12' pickup header, Super B grain trailer holds 42 tonne	Barley, oats or peas; hauling up to 1 mile to bin; plus \$5.50/tonne over 1 mile up to 2-8 miles; plus \$0.60/tonne for 31' x 71' Spray Air auger
NW	Wetaskiwin Co 10	\$170.00/hour	SP rot/con John Deere CTS combine with 30' straight header or 12' pickup header, Super B grain trailer holds 42 tonne	Hauling up to 20 miles to bin; plus \$0.60/tonne for 31' x 71' Spray Air auger
<p><b>Region:</b> S - South C - Central NE - North East NW - North West P - Peace</p> <p><b>Equipment:</b> fwa - front wheel assist hp - horsepower PT - pull-type SP - self-propelled con - conventional rot - rotary lmi - loaded mile</p>				

# GRAIN COMBINING 2004



Region	County	Custom Cost	Equipment	Notes
S	Foothills MD 31	\$17.00/acre	SP con Massey Ferguson 8680 combine	~12-16 acres/hour average
S	Forty Mile Co 8	\$12.00/acre plus fuel	SP rot Case-IH 2388 combine	Plus fuel
S	Forty Mile Co 8	\$16.00-21.00/acre	SP con John Deere 9650 combine	Dryland; ~12.5 acres/hour average
S	Forty Mile Co 8	\$26.50-30.00/acre	SP con John Deere 9650 combine	Irrigated; ~6-8 acres/hour average
S	Lethbridge	\$16.00-21.00/acre	SP con John Deere 9650 combine	Dryland; ~12.5 acres/hour average
S	Lethbridge	\$26.50-30.00/acre	SP con John Deere 9650 combine	Irrigated; ~6-8 acres/hour average
S	Taber MD	\$13.00/acre	SP rot International Harvester 8850 combine with 14' pickup header	
S	Vulcan	\$160.00/hour	SP con John Deere 9600 combine	
S	Willow Creek MD 26	\$16.00/acre	SP con Massey Ferguson 860 combine	Rate charged depends on yield; ~5 acres/hour average
<b>Region:</b> S - South C - Central NE - North East NW - North West P - Peace <b>Equipment:</b> SP - self-propelled PT - pull-type con - conventional rot - rotary				

# GRAIN COMBINING 2004



Region	County	Custom Cost	Equipment	Notes
C	Calgary	\$18.00/acre	Tractor, PT con John Deere 7721 Titan II combine	
C	Kneehill	\$15.00/acre	SP rot John Deere 9860 STS combine with MacDon 972 double knife drive straight cut header 30' wide	Straight combining; run at engine power limit
C	Kneehill	\$15.00/acre	SP rot John Deere 9860 STS combine with precision pickup header	Run at engine power limit
C	Lacombe	\$210.00/hour	SP con John Deere 9600 or 9610 combine	
C	Mountain View	\$18.00/acre	SP con John Deere 9500 combine	
C	Mountain View	\$90.00/hour	SP John Deere 7720 combine with pickup header	
C	Paintearth Co 18	\$210.00/hour	SP con John Deere 9600 or 9610 combine	
<p><b>Region:</b> S - South C - Central NE - North East NW - North West P - Peace <b>Equipment:</b> SP - self-propelled PT - pull-type con - conventional rot - rotary</p>				

# GRAIN COMBINING 2004



Region	County	Custom Cost	Equipment	Notes
C	Rocky View MD 44	\$100.00/hour	SP con Massey Ferguson 8460 combine	Plus fuel; ~9 acres/hour average
C	Special Area No 4	\$210.00/hour	SP con John Deere 9600 or 9610 combine	
NE	Camrose Co 22	\$18.00/acre	SP rot New Holland TR96 combine	~8 acres/hour average
NE	Flagstaff	\$225.00/hour	SP con Massey Ferguson 8460 combine with pickup header	
NE	Flagstaff	\$225.00/hour	SP con Massey Ferguson 8460 combine with straight cut header 30' wide	Straight combining
NE	Lamont	\$18.00/acre	SP rot New Holland TR96 combine	~8 acres/hour average
NE	Minburn Co 27	\$15.00/acre	SP con New Holland TX66 combine	~10 acres/hour average
NE	Minburn Co 27	\$18.00/acre	SP rot New Holland TR96 combine	~8 acres/hour average

**Region:** S - South C - Central NE - North East NW - North West P - Peace **Equipment:** SP - self-propelled PT - pull-type con - conventional rot - rotary



# GRAIN COMBINING 2004



Region	County	Custom Cost	Equipment	Notes
NE	Two Hills Co 21	\$18.00/acre	SP rot New Holland TR96 combine	~8 acres/hour average
NE	Vermilion River Co 24	\$20.00/acre	SP con Case-IH combine with Redekop chaff management system (zero-till)	Plus \$2.00/acre for collecting chaff piles and \$3.00/acre for hauling grain up to 2 miles to bin
NW	Athabasca Co 12	\$20.00-21.00/acre	SP con John Deere 9610 combine	Grains and canola; straight combining
NW	Athabasca Co 12	\$100.00/hour	SP con John Deere 8820 combine	Grains and oilseeds
NW	Athabasca Co 12	\$110.00/hour or \$16.00/acre	Case-IH 5488 180hp tractor, PT con John Deere combine	
NW	Athabasca Co 12	\$160.00/hour	SP con John Deere 9610 combine	Grains and canola; straight combining
NW	Barrhead Co 11	\$130.00/hour	SP rot New Holland TR95 combine	
NW	Barrhead Co 11	\$165.00/hour	SP con John Deere 9760 combine	Cereals & oilseeds; ~15 acres/hour average
NW	Lac Ste. Anne	\$100.00/hour plus fuel	SP con John Deere 9500 combine	Plus fuel
<b>Region:</b> S - South C - Central NE - North East NW - North West P - Peace <b>Equipment:</b> SP - self-propelled PT - pull-type con - conventional rot - rotary				

# GRAIN COMBINING 2004



Region	County	Custom Cost	Equipment	Notes
NW	Leduc	\$100.00/hour plus fuel	SP con John Deere 9500 combine	Plus fuel
NW	Parkland	\$100.00/hour plus fuel	SP con John Deere 9500 combine	Plus fuel
NW	Parkland	\$160.00/hour	SP con John Deere 9600 combine	Canola; ~8-10 acres/hour average
NW	Parkland	\$200.00/hour	SP con John Deere 9510 combine	Straight combining
NW	Strathcona	\$100.00/hour plus fuel	SP con John Deere 9500 combine	Plus fuel
NW	Sturgeon	\$80.00/hour plus fuel	SP con White 5542 combine	Plus fuel
NW	Westlock	\$130.00/hour	SP rot New Holland TR95 combine	
NW	Westlock	\$135.00/hour	SP con Massey Ferguson 8460 combine	~7-8 acres/hour

**Region:** S - South C - Central NE - North East NW - North West P - Peace **Equipment:** SP - self-propelled PT - pull-type con - conventional rot - rotary

# GRAIN COMBINING 2004



Region	County	Custom Cost	Equipment	Notes
NW	Wetaskiwin Co 10	\$185.00/hour	SP rot New Holland CR970 combine	
P	Birch Hills	\$95.00/hour plus fuel	SP rot New Holland TR95 combine	Plus fuel
P	Birch Hills	\$100.00/hour plus fuel	SP rot New Holland TR96 combine	Plus fuel
P	Grande Prairie Co 1	\$165.00/hour	SP con Caterpillar Claas Lexion combine	
P	Grande Prairie Co 1	\$185.00/hour	SP con John Deere 9610 combine	
P	Spirit River MD 133	\$125.00/hour	SP rot Case-IH 1688 combine	

**Region:** S - South C - Central NE - North East NW - North West P - Peace **Equipment:** SP - self-propelled PT - pull-type con - conventional rot - rotary

# GRAIN HAULING 2004



Region	County	Custom Cost	Equipment	Notes
S	Forty Mile Co 8	\$5.50- \$20.00/tonne	Tridem Super B trailer holds 42-43 tonne	Depending on distance
S	Lethbridge	\$6.24/tonne	Super B trailer holds 43 tonne	0-30 miles; minimum rate
S	Lethbridge	\$7.28/tonne	Super B trailer holds 43 tonne	31-50 miles
S	Lethbridge	\$8.32/tonne	Super B trailer holds 43 tonne	51-70 miles
S	Lethbridge	\$9.36/tonne	Super B trailer holds 43 tonne	71-90 miles
S	Lethbridge	\$10.40/tonne	Super B trailer holds 43 tonne	91-100 miles
S	Lethbridge	\$19.76/tonne	Super B trailer holds 43 tonne	~300 miles
S	Lethbridge	\$4.16/loaded mile	Super B trailer holds 43 tonne	Over 300 miles
S	Lethbridge	\$2.60/loaded kilometre	Super B trailer holds 43 tonne	Over 300 miles

**Regions:** S - South C - Central NE - North East NW - North West P - Peace **Units:** Tonne - 2,204.6 lbs. Ton - 2,000 lbs.

# GRAIN HAULING 2004



Region	County	Custom Cost	Equipment	Notes
S	Lethbridge	\$5.50- \$20.00/tonne	Tridem Super B trailer holds 42-43 tonne	Depending on distance
S	Lethbridge	\$5.25/tonne	Tandem truck with tridem trailer holds 27 tonne	0-10 miles
S	Lethbridge	\$5.78/tonne	Tandem truck with tridem trailer holds 27 tonne	10-20 miles
S	Lethbridge	\$6.30/tonne	Tandem truck with tridem trailer holds 27 tonne	20-40 miles
S	Taber MD	\$5.25/tonne	Tandem truck with tridem trailer holds 27 tonne	0-10 miles
S	Taber MD	\$5.78/tonne	Tandem truck with tridem trailer holds 27 tonne	10-20 miles
S	Taber MD	\$6.30/tonne	Tandem truck with tridem trailer holds 27 tonne	20-40 miles
S	Vulcan	\$5.25/tonne	Tandem truck with tridem trailer holds 27 tonne	0-10 miles
S	Vulcan	\$5.78/tonne	Tandem truck with tridem trailer holds 27 tonne	10-20 miles
S	Vulcan	\$6.30/tonne	Tandem truck with tridem trailer holds 27 tonne	20-40 miles

**Regions:** S - South C - Central NE - North East NW - North West P - Peace **Units:** Tonne - 2,204.6 lbs. Ton - 2,000 lbs.

# GRAIN HAULING 2004



Region	County	Custom Cost	Equipment	Notes
S	Willow Creek MD 26	\$6.00/tonne	Super B hopper bottom grain trailer holds 44 tonnes	0-50 miles
S	Willow Creek MD 26	\$6.00/tonne	Tandem truck with tandem trailer and pony pup trailer behind holds 24 tonnes complete	0-50 miles
S	Willow Creek MD 26	\$5.25/tonne	Tandem truck with tridem trailer holds 27 tonne	0-10 miles
S	Willow Creek MD 26	\$5.78/tonne	Tandem truck with tridem trailer holds 27 tonne	10-20 miles
S	Willow Creek MD 26	\$6.30/tonne	Tandem truck with tridem trailer holds 27 tonne	20-40 miles
C	Kneehill	\$5.18/tonne	Tridem Super B trailer holds 43 tonne	0-5 miles; minimum rate
C	Kneehill	\$5.46/tonne	Tridem Super B trailer holds 43 tonne	6-10 miles
C	Kneehill	\$5.75/tonne	Tridem Super B trailer holds 43 tonne	11-15 miles
C	Kneehill	\$6.04/tonne	Tridem Super B trailer holds 43 tonne	16-20 miles

**Regions:** S - South C - Central NE - North East NW - North West P - Peace **Units:** Tonne - 2,204.6 lbs. Ton - 2,000 lbs.

# GRAIN HAULING 2004



Region	County	Custom Cost	Equipment	Notes
C	Kneehill	\$6.96/tonne	Tridem Super B trailer holds 43 tonne	21-25 miles
C	Kneehill	\$7.28/tonne	Tridem Super B trailer holds 43 tonne	26-30 miles
C	Kneehill	\$7.59/tonne	Tridem Super B trailer holds 43 tonne	31-35 miles
C	Kneehill	\$7.92/tonne	Tridem Super B trailer holds 43 tonne	36-40 miles
C	Lacombe	\$5.78/tonne	Tridem Super B trailer holds 43 tonnes	1-30 miles; includes 2 hours loading time; overtime at \$65.00/hour; minimum load 40 tonnes
C	Lacombe	\$6.88/tonne	Tridem Super B trailer holds 43 tonnes	31-45 miles; includes 2 hours loading time; overtime at \$65.00/hour; minimum load 40 tonnes
C	Lacombe	\$7.98/tonne	Tridem Super B trailer holds 43 tonnes	46-60 miles; includes 2 hours loading time; overtime at \$65.00/hour; minimum load 40 tonnes
C	Lacombe	\$8.80/tonne	Tridem Super B trailer holds 43 tonnes	61-75 miles; includes 2 hours loading time; overtime at \$65.00/hour; minimum load 40 tonnes
C	Lacombe	\$9.63/tonne	Tridem Super B trailer holds 43 tonnes	76-90 miles; includes 2 hours loading time; overtime at \$65.00/hour; minimum load 40 tonnes
<p><b>Regions:</b> S - South C - Central NE - North East NW - North West P - Peace <b>Units:</b> Tonne - 2,204.6 lbs. Ton - 2,000 lbs.</p>				

# GRAIN HAULING 2004



Region	County	Custom Cost	Equipment	Notes
C	Lacombe	\$10.73/tonne	Tridem Super B trailer holds 43 tonnes	91-105 miles; includes 2 hours loading time; overtime at \$65.00/hour; minimum load 40 tonnes
C	Lacombe	\$11.83/tonne	Tridem Super B trailer holds 43 tonnes	106-120 miles; includes 2 hours loading time; overtime at \$65.00/hour; minimum load 40 tonnes
C	Lacombe	\$12.65/tonne	Tridem Super B trailer holds 43 tonnes	121-135 miles; includes 2 hours loading time; overtime at \$65.00/hour; minimum load 40 tonnes
C	Lacombe	\$14.03/tonne	Tridem Super B trailer holds 43 tonnes	136-150 miles; includes 2 hours loading time; overtime at \$65.00/hour; minimum load 40 tonnes
C	Lacombe	\$15.40/tonne	Tridem Super B trailer holds 43 tonnes	151-165 miles; includes 2 hours loading time; overtime at \$65.00/hour; minimum load 40 tonnes
C	Lacombe	\$16.50/tonne	Tridem Super B trailer holds 43 tonnes	166-180 miles; includes 2 hours loading time; overtime at \$65.00/hour; minimum load 40 tonnes
C	Lacombe	\$17.33/tonne	Tridem Super B trailer holds 43 tonnes	181-195 miles; includes 2 hours loading time; overtime at \$65.00/hour; minimum load 40 tonnes
C	Lacombe	\$18.15/tonne	Tridem Super B trailer holds 43 tonnes	196-210 miles; includes 2 hours loading time; overtime at \$65.00/hour; minimum load 40 tonnes
C	Lacombe	\$19.25/tonne	Tridem Super B trailer holds 43 tonnes	211-230 miles; includes 2 hours loading time; overtime at \$65.00/hour; minimum load 40 tonnes

**Regions:** S - South C - Central NE - North East NW - North West P - Peace **Units:** Tonne - 2,204.6 lbs. Ton - 2,000 lbs.



# GRAIN HAULING 2004



Region	County	Custom Cost	Equipment	Notes
C	Lacombe	\$20.35/tonne	Tridem Super B trailer holds 43 tonnes	231-250 miles; includes 2 hours loading time; overtime at \$65.00/hour; minimum load 40 tonnes
C	Lacombe	\$22.00/tonne	Tridem Super B trailer holds 43 tonnes	251-270 miles; includes 2 hours loading time; overtime at \$65.00/hour; minimum load 40 tonnes
C	Lacombe	\$23.65/tonne	Tridem Super B trailer holds 43 tonnes	271-290 miles; includes 2 hours loading time; overtime at \$65.00/hour; minimum load 40 tonnes
C	Lacombe	\$24.75/tonne	Tridem Super B trailer holds 43 tonnes	291-310 miles; includes 2 hours loading time; overtime at \$65.00/hour; minimum load 40 tonnes
C	Lacombe	\$3.43/loaded mile	Tridem Super B trailer holds 43 tonnes	Over 310 miles; includes 2 hours loading time; overtime at \$65.00/hour; minimum load 40 tonnes
C	Lacombe	\$5.00/tonne	Tridem trailer holds ~30 tonne	0-15 miles
C	Lacombe	\$5.50/tonne	Tridem trailer holds ~30 tonne	16-30 miles
C	Lacombe	\$6.00/tonne	Tridem trailer holds ~30 tonne	31-40 miles
C	Lacombe	\$7.00/tonne	Tridem trailer holds ~30 tonne	41-50 miles

**Regions:** S - South C - Central NE - North East NW - North West P - Peace **Units:** Tonne - 2,204.6 lbs. Ton - 2,000 lbs.

# GRAIN HAULING 2004



Region	County	Custom Cost	Equipment	Notes
C	Lacombe	\$8.00/tonne	Tridem trailer holds ~30 tonne	51-60 miles
C	Lacombe	\$8.50/tonne	Tridem trailer holds ~30 tonne	61-70 miles
C	Lacombe	\$9.00/tonne	Tridem trailer holds ~30 tonne	71-80 miles
C	Lacombe	\$10.00/tonne	Tridem trailer holds ~30 tonne	81-90 miles
C	Lacombe	\$10.50/tonne	Tridem trailer holds ~30 tonne	91-100 miles
C	Lacombe	\$11.00/tonne	Tridem trailer holds ~30 tonne	101-110 miles
2	Lacombe	\$3.20/loaded mile	Tridem trailer holds ~30 tonne	Over 110 miles
C	Mountain View	\$50.00/hour	Tandem truck holds 10-12 tonnes	0-100 miles; maximum distance 100 miles
C	Mountain View	\$75.00/hour	Tridem Super B trailer holds 42.5 tonnes or B Train holds 37.5 tonnes	0-100 miles; maximum distance 100 miles
<p><b>Regions:</b> S - South C - Central NE - North East NW - North West P - Peace <b>Units:</b> Tonne - 2,204.6 lbs. Ton - 2,000 lbs.</p>				

# GRAIN HAULING 2004



Region	County	Custom Cost	Equipment	Notes
C	Mountain View	\$5.18/tonne	Tridem Super B trailer holds 43 tonne	0-5 miles; minimum rate
C	Mountain View	\$5.46/tonne	Tridem Super B trailer holds 43 tonne	6-10 miles
C	Mountain View	\$5.75/tonne	Tridem Super B trailer holds 43 tonne	11-15 miles
C	Mountain View	\$6.04/tonne	Tridem Super B trailer holds 43 tonne	16-20 miles
C	Mountain View	\$6.96/tonne	Tridem Super B trailer holds 43 tonne	21-25 miles
C	Mountain View	\$7.28/tonne	Tridem Super B trailer holds 43 tonne	26-30 miles
C	Mountain View	\$7.59/tonne	Tridem Super B trailer holds 43 tonne	31-35 miles
C	Mountain View	\$7.92/tonne	Tridem Super B trailer holds 43 tonne	36-40 miles
C	Ponoka	\$3.75/loaded mile or \$5.50/tonne	Super B trailer holds 42 tonne	Hauling from yard; minimum charge \$5.50/tonne; plus \$40.00/hour for loading/unloading
C	Ponoka	\$6.50/tonne	Super B trailer holds 42 tonne	0-8 miles; plus \$40.00/hour for loading/unloading
<p><b>Regions:</b> S - South C - Central NE - North East NW - North West P - Peace <b>Units:</b> Tonne - 2,204.6 lbs. Ton - 2,000 lbs.</p>				

# GRAIN HAULING 2004



Region	County	Custom Cost	Equipment	Notes
C	Ponoka	\$7.00/tonne	Super B trailer holds 42 tonne	9-15 miles; plus \$40.00/hour loading/unloading
C	Ponoka	\$8.00/tonne	Super B trailer holds 42 tonne	16-30 miles; plus \$40.00/hour for loading/unloading
C	Ponoka	\$9.00/tonne	Super B trailer holds 42 tonne	31-60 miles; plus \$40.00/hour for loading/unloading
C	Ponoka	\$1.85/running mile	Super B trailer holds 42 tonne	Over 60 miles; minimum charge \$5.50/tonne; plus \$40.00/hour for loading/unloading
C	Ponoka	\$5.00/tonne	Tridem trailer holds ~30 tonne	0-15 miles
C	Ponoka	\$5.50/tonne	Tridem trailer holds ~30 tonne	16-30 miles
C	Ponoka	\$6.00/tonne	Tridem trailer holds ~30 tonne	31-40 miles
C	Ponoka	\$7.00/tonne	Tridem trailer holds ~30 tonne	41-50 miles
C	Ponoka	\$8.00/tonne	Tridem trailer holds ~30 tonne	51-60 miles
C	Ponoka	\$8.50/tonne	Tridem trailer holds ~30 tonne	61-70 miles

**Regions:** S - South C - Central NE - North East NW - North West P - Peace **Units:** Tonne - 2,204.6 lbs. Ton - 2,000 lbs.

# GRAIN HAULING 2004



Region	County	Custom Cost	Equipment	Notes
C	Ponoka	\$9.00/tonne	Tridem trailer holds ~30 tonne	71-80 miles
C	Ponoka	\$10.00/tonne	Tridem trailer holds ~30 tonne	81-90 miles
C	Ponoka	\$10.50/tonne	Tridem trailer holds ~30 tonne	91-100 miles
C	Ponoka	\$11.00/tonne	Tridem trailer holds ~30 tonne	101-110 miles
C	Ponoka	\$3.20/loaded mile	Tridem trailer holds ~30 tonne	Over 110 miles
C	Red Deer	\$4.00/tonne	Super B trailer holds 42 tonne	0-5 miles; minimum rate; services Central and north Central Alberta
C	Red Deer	\$4.50/tonne	Super B trailer holds 42 tonne	6-10 miles
C	Red Deer	\$5.00/tonne	Super B trailer holds 42 tonne	11-15 miles
C	Red Deer	\$5.50/tonne	Super B trailer holds 42 tonne	16-20 miles
C	Red Deer	\$6.00/tonne	Super B trailer holds 42 tonne	21-30 miles

**Regions:** S - South C - Central NE - North East NW - North West P - Peace **Units:** Tonne - 2,204.6 lbs. Ton - 2,000 lbs.

# GRAIN HAULING 2004



Region	County	Custom Cost	Equipment	Notes
C	Red Deer	\$6.50/tonne	Super B trailer holds 42 tonne	31-40 miles
C	Red Deer	\$9.50/tonne	Super B trailer holds 42 tonne	100 miles
C	Red Deer	\$15.50/tonne	Super B trailer holds 42 tonne	200 miles
C	Red Deer	\$17.50/tonne	Super B trailer holds 42 tonne	300 miles
C	Red Deer	\$19.50/tonne	Super B trailer holds 42 tonne	400 miles
C	Red Deer	\$5.18/tonne	Tridem Super B trailer holds 43 tonne	0-5 miles; minimum rate
C	Red Deer	\$5.46/tonne	Tridem Super B trailer holds 43 tonne	6-10 miles
C	Red Deer	\$5.75/tonne	Tridem Super B trailer holds 43 tonne	11-15 miles
C	Red Deer	\$6.04/tonne	Tridem Super B trailer holds 43 tonne	16-20 miles
C	Red Deer	\$6.96/tonne	Tridem Super B trailer holds 43 tonne	21-25 miles

**Regions:** S - South C - Central NE - North East NW - North West P - Peace **Units:** Tonne - 2,204.6 lbs. Ton - 2,000 lbs.

# GRAIN HAULING 2004



Region	County	Custom Cost	Equipment	Notes
C	Red Deer	\$7.28/tonne	Tridem Super B trailer holds 43 tonne	26-30 miles
C	Red Deer	\$7.59/tonne	Tridem Super B trailer holds 43 tonne	31-35 miles
C	Red Deer	\$7.92/tonne	Tridem Super B trailer holds 43 tonne	36-40 miles
C	Stettler Co 6	\$5.18/tonne	Tridem Super B trailer holds 43 tonne	0-5 miles; minimum rate
C	Stettler Co 6	\$5.46/tonne	Tridem Super B trailer holds 43 tonne	6-10 miles
C	Stettler Co 6	\$5.75/tonne	Tridem Super B trailer holds 43 tonne	11-15 miles
C	Stettler Co 6	\$6.04/tonne	Tridem Super B trailer holds 43 tonne	16-20 miles
C	Stettler Co 6	\$6.96/tonne	Tridem Super B trailer holds 43 tonne	21-25 miles
C	Stettler Co 6	\$7.28/tonne	Tridem Super B trailer holds 43 tonne	26-30 miles
C	Stettler Co 6	\$7.59/tonne	Tridem Super B trailer holds 43 tonne	31-35 miles

**Regions:** S - South C - Central NE - North East NW - North West P - Peace **Units:** Tonne - 2,204.6 lbs. Ton - 2,000 lbs.

# GRAIN HAULING 2004



Region	County	Custom Cost	Equipment	Notes
C	Stettler Co 6	\$7.92/tonne	Tridem Super B trailer holds 43 tonne	36-40 miles
NE	Bonnyville MD 87	\$6.90/tonne	Tridem trailer holds 31 tonne	0-35 kilometres; minimum rate; full load; good neighbor rate
NE	Bonnyville MD 87	\$10.35/tonne	Tridem trailer holds 31 tonne	40-90 kilometres; full load; good neighbor rate
NE	Bonnyville MD 87	\$11.50/tonne	Tridem trailer holds 31 tonne	90-150 kilometres; full load; good neighbor rate
NE	Bonnyville MD 87	\$13.23- \$13.80/tonne	Tridem trailer holds 31 tonne	200 kilometres; full load; good neighbor rate
NE	Camrose Co 22	\$4.00/tonne	Super B trailer holds 42 tonne	0-5 miles; minimum rate; services Central and North-Central Alberta
NE	Camrose Co 22	\$4.50/tonne	Super B trailer holds 42 tonne	6-10 miles
NE	Camrose Co 22	\$5.00/tonne	Super B trailer holds 42 tonne	11-15 miles
NE	Camrose Co 22	\$5.50/tonne	Super B trailer holds 42 tonne	16-20 miles
NE	Camrose Co 22	\$6.00/tonne	Super B trailer holds 42 tonne	21-30 miles
<p><b>Regions:</b> S - South C - Central NE - North East NW - North West P - Peace <b>Units:</b> Tonne - 2,204.6 lbs. Ton - 2,000 lbs.</p>				



# GRAIN HAULING 2004



Region	County	Custom Cost	Equipment	Notes
NE	Camrose Co 22	\$6.50/tonne	Super B trailer holds 42 tonne	31-40 miles
NE	Camrose Co 22	\$9.50/tonne	Super B trailer holds 42 tonne	100 miles
NE	Camrose Co 22	\$15.50/tonne	Super B trailer holds 42 tonne	200 miles
NE	Camrose Co 22	\$17.50/tonne	Super B trailer holds 42 tonne	300 miles
NE	Camrose Co 22	\$19.50/tonne	Super B trailer holds 42 tonne	400 miles
NE	Camrose Co 22	\$0.10-0.12/bushel	Tandem end dump truck holds 600 bushel	Local hauls to bin
NE	Lakeland	\$11.00/tonne	Tridem Super B trailer holds 45 tonne	0-200 km; plus \$0.50/tonne each additional 10km; minimum load 40 tonnes
NE	Lamont	\$0.10-0.12/bushel	Tandem end dump truck holds 600 bushel	Local hauls to bin
NE	Lamont	\$5.50/tonne	Triaxle straight trailer holds 30.5 tonne	0-10 miles; minimum rate; full load
<p><b>Regions:</b> S - South C - Central NE - North East NW - North West P - Peace <b>Units:</b> Tonne - 2,204.6 lbs. Ton - 2,000 lbs.</p>				

# GRAIN HAULING 2004



Region	County	Custom Cost	Equipment	Notes
NE	Lamont	\$6.00/tonne	Triaxle straight trailer holds 30.5 tonne	11-20 miles
NE	Lamont	\$6.50/tonne	Triaxle straight trailer holds 30.5 tonne	21-30 miles
NE	Lamont	\$7.50/tonne	Triaxle straight trailer holds 30.5 tonne	31-40 miles
NE	Lamont	\$8.50/tonne	Triaxle straight trailer holds 30.5 tonne	41-50 miles
NE	Lamont	\$9.50/tonne	Triaxle straight trailer holds 30.5 tonne	51-60 miles
NE	Minburn Co 27	\$0.10-0.12/bushel	Tandem end dump truck holds 600 bushel	Local hauls to bin
NE	St. Paul Co 19	\$6.50/tonne	Super B trailer holds 43 tonne	0-35 miles; minimum rate
NE	St. Paul Co 19	\$7.50/tonne	Super B trailer holds 43 tonne	36-55 miles
NE	St. Paul Co 19	\$4.50/loaded mile	Super B trailer holds 43 tonne	Over 55 miles
NE	Two Hills Co 21	\$0.10-0.12/bushel	Tandem end dump truck holds 600 bushel	Local hauls to bin
<p><b>Regions:</b> S - South C - Central NE - North East NW - North West P - Peace <b>Units:</b> Tonne - 2,204.6 lbs. Ton - 2,000 lbs.</p>				

# GRAIN HAULING 2004



Region	County	Custom Cost	Equipment	Notes
NE	Vermilion River Co 24	\$6.50/tonne	Super B trailer holds 43 tonne	0-35 miles; minimum rate
NE	Vermilion River Co 24	\$7.50/tonne	Super B trailer holds 43 tonne	36-55 miles
NE	Vermilion River Co 24	\$4.50/loaded mile	Super B trailer holds 43 tonne	Over 55 miles
NE	Wainright MD 61	\$6.50/tonne	Super B trailer holds 43 tonne	0-35 miles; minimum rate
NE	Wainright MD 61	\$7.50/tonne	Super B trailer holds 43 tonne	36-55 miles
NE	Wainright MD 61	\$4.50/loaded mile	Super B trailer holds 43 tonne	Over 55 miles
NW	Athabasca Co 12	\$6.90/tonne	Tridem trailer holds 31 tonne	0-35 kilometres; minimum rate; full load; good neighbor rate
NW	Athabasca Co 12	\$10.35/tonne	Tridem trailer holds 31 tonne	40-90 kilometres; full load; good neighbor rate
NW	Athabasca Co 12	\$11.50/tonne	Tridem trailer holds 31 tonne	90-150 kilometres; full load; good neighbor rate
NW	Athabasca Co 12	\$13.23- \$13.80/tonne	Tridem trailer holds 31 tonne	200 kilometres; full load; good neighbor rate
<b>Regions:</b> S - South C - Central NE - North East NW - North West P - Peace <b>Units:</b> Tonne - 2,204.6 lbs. Ton - 2,000 lbs.				

# GRAIN HAULING 2004



Region	County	Custom Cost	Equipment	Notes
NW	Athabasca Co 12	\$11.00/tonne	Tridem Super B trailer holds 45 tonne	0-200 km; plus \$0.50/tonne each additional 10km; minimum load 40 tonnes
NW	Barrhead Co 11	\$4.90/tonne	Tridem Super B trailer holds 43 tonne	0-15 miles; minimum rate
NW	Barrhead Co 11	\$5.50/tonne	Tridem Super B trailer holds 43 tonne	16-25 miles
NW	Barrhead Co 11	\$6.00/tonne	Tridem Super B trailer holds 43 tonne	26-35 miles
NW	Barrhead Co 11	\$6.50/tonne	Tridem Super B trailer holds 43 tonne	36-45 miles
NW	Barrhead Co 11	\$7.00/tonne	Tridem Super B trailer holds 43 tonne	46-55 miles
NW	Barrhead Co 11	\$7.50/tonne	Tridem Super B trailer holds 43 tonne	56-65 miles
NW	Barrhead Co 11	\$8.10/tonne	Tridem Super B trailer holds 43 tonne	66-75 miles
NW	Barrhead Co 11	\$8.60/tonne	Tridem Super B trailer holds 43 tonne	76-85 miles
NW	Barrhead Co 11	\$9.10/tonne	Tridem Super B trailer holds 43 tonne	86-95 miles

**Regions:** S - South C - Central NE - North East NW - North West P - Peace **Units:** Tonne - 2,204.6 lbs. Ton - 2,000 lbs.

# GRAIN HAULING 2004



Region	County	Custom Cost	Equipment	Notes
NW	Barrhead Co 11	\$9.60/tonne	Tridem Super B trailer holds 43 tonne	96-105 miles
NW	Barrhead Co 11	\$3.35/loaded mile	Tridem Super B trailer holds 43 tonne	Over 105 miles
NW	Leduc	\$3.75/loaded mile or \$5.50/tonne	Super B trailer holds 42 tonne	Hauling from yard; minimum charge \$5.50/tonne; plus \$40.00/hour for loading/unloading
NW	Leduc	\$6.50/tonne	Super B trailer holds 42 tonne	0-8 miles; plus \$40.00/hour for loading/unloading
NW	Leduc	\$7.00/tonne	Super B trailer holds 42 tonne	9-15 miles; plus \$40.00/hour loading/unloading
NW	Leduc	\$8.00/tonne	Super B trailer holds 42 tonne	16-30 miles; plus \$40.00/hour for loading/unloading
NW	Leduc	\$9.00/tonne	Super B trailer holds 42 tonne	31-60 miles; plus \$40.00/hour for loading/unloading
NW	Leduc	\$5.00/tonne	Tridem trailer holds ~30 tonne	0-15 miles
NW	Leduc	\$5.50/tonne	Tridem trailer holds ~30 tonne	16-30 miles
NW	Leduc	\$6.00/tonne	Tridem trailer holds ~30 tonne	31-40 miles

**Regions:** S - South C - Central NE - North East NW - North West P - Peace **Units:** Tonne - 2,204.6 lbs. Ton - 2,000 lbs.

# GRAIN HAULING 2004



Region	County	Custom Cost	Equipment	Notes
NW	Leduc	\$7.00/tonne	Tridem trailer holds ~30 tonne	41-50 miles
NW	Leduc	\$8.00/tonne	Tridem trailer holds ~30 tonne	51-60 miles
NW	Leduc	\$8.50/tonne	Tridem trailer holds ~30 tonne	61-70 miles
NW	Leduc	\$9.00/tonne	Tridem trailer holds ~30 tonne	71-80 miles
NW	Leduc	\$10.00/tonne	Tridem trailer holds ~30 tonne	81-90 miles
NW	Leduc	\$10.50/tonne	Tridem trailer holds ~30 tonne	91-100 miles
NW	Leduc	\$11.00/tonne	Tridem trailer holds ~30 tonne	101-110 miles
NW	Leduc	\$3.20/loaded mile	Tridem trailer holds ~30 tonne	Over 110 miles
NW	Lesser Slave River MD 124	\$4.90/tonne	Tridem Super B trailer holds 43 tonne	0-15 miles; minimum rate
NW	Lesser Slave River MD 124	\$5.50/tonne	Tridem Super B trailer holds 43 tonne	16-25 miles
<p><b>Regions:</b> S - South C - Central NE - North East NW - North West P - Peace <b>Units:</b> Tonne - 2,204.6 lbs. Ton - 2,000 lbs.</p>				

# GRAIN HAULING 2004



Region	County	Custom Cost	Equipment	Notes
NW	Lesser Slave River MD 124	\$6.00/tonne	Tridem Super B trailer holds 43 tonne	26-35 miles
NW	Lesser Slave River MD 124	\$6.50/tonne	Tridem Super B trailer holds 43 tonne	36-45 miles
NW	Lesser Slave River MD 124	\$7.00/tonne	Tridem Super B trailer holds 43 tonne	46-55 miles
NW	Lesser Slave River MD 124	\$7.50/tonne	Tridem Super B trailer holds 43 tonne	56-65 miles
NW	Lesser Slave River MD 124	\$8.10/tonne	Tridem Super B trailer holds 43 tonne	66-75 miles
NW	Lesser Slave River MD 124	\$8.60/tonne	Tridem Super B trailer holds 43 tonne	76-85 miles
NW	Lesser Slave River MD 124	\$9.10/tonne	Tridem Super B trailer holds 43 tonne	86-95 miles
NW	Lesser Slave River MD 124	\$9.60/tonne	Tridem Super B trailer holds 43 tonne	96-105 miles
NW	Lesser Slave River MD 124	\$3.35/loaded mile	Tridem Super B trailer holds 43 tonne	Over 105 miles

**Regions:** S - South C - Central NE - North East NW - North West P - Peace **Units:** Tonne - 2,204.6 lbs. Ton - 2,000 lbs.

# GRAIN HAULING 2004



Region	County	Custom Cost	Equipment	Notes
NW	Strathcona	\$5.00/tonne	Tridem trailer holds ~30 tonne	Up to 20 miles
NW	Strathcona	\$6.90/tonne	Tridem trailer holds 31 tonne	0-35 kilometres; minimum rate; full load; good neighbor rate
NW	Strathcona	\$10.35/tonne	Tridem trailer holds 31 tonne	40-90 kilometres; full load; good neighbor rate
NW	Strathcona	\$11.50/tonne	Tridem trailer holds 31 tonne	90-150 kilometres; full load; good neighbor rate
NW	Strathcona	\$13.23- \$13.80/tonne	Tridem trailer holds 31 tonne	200 kilometres; full load; good neighbor rate
NW	Thorhild Co 7	\$4.90/tonne	Tridem Super B trailer holds 43 tonne	0-15 miles; minimum rate
NW	Thorhild Co 7	\$5.50/tonne	Tridem Super B trailer holds 43 tonne	16-25 miles
NW	Thorhild Co 7	\$6.00/tonne	Tridem Super B trailer holds 43 tonne	26-35 miles
NW	Thorhild Co 7	\$6.50/tonne	Tridem Super B trailer holds 43 tonne	36-45 miles
NW	Thorhild Co 7	\$7.00/tonne	Tridem Super B trailer holds 43 tonne	46-55 miles

**Regions:** S - South C - Central NE - North East NW - North West P - Peace **Units:** Tonne - 2,204.6 lbs. Ton - 2,000 lbs.



# GRAIN HAULING 2004



Region	County	Custom Cost	Equipment	Notes
NW	Thorhild Co 7	\$7.50/tonne	Tridem Super B trailer holds 43 tonne	56-65 miles
NW	Thorhild Co 7	\$8.10/tonne	Tridem Super B trailer holds 43 tonne	66-75 miles
NW	Thorhild Co 7	\$8.60/tonne	Tridem Super B trailer holds 43 tonne	76-85 miles
NW	Thorhild Co 7	\$9.10/tonne	Tridem Super B trailer holds 43 tonne	86-95 miles
NW	Thorhild Co 7	\$9.60/tonne	Tridem Super B trailer holds 43 tonne	96-105 miles
NW	Thorhild Co 7	\$3.35/loaded mile	Tridem Super B trailer holds 43 tonne	Over 105 miles
NW	Westlock	\$55.00/hour	Tandem truck holds 13 tonne	Hauling any distance
NW	Westlock	\$4.90/tonne	Tridem Super B trailer holds 43 tonne	0-15 miles; minimum rate
NW	Westlock	\$5.50/tonne	Tridem Super B trailer holds 43 tonne	16-25 miles
NW	Westlock	\$6.00/tonne	Tridem Super B trailer holds 43 tonne	26-35 miles

**Regions:** S - South C - Central NE - North East NW - North West P - Peace **Units:** Tonne - 2,204.6 lbs. Ton - 2,000 lbs.

# GRAIN HAULING 2004



Region	County	Custom Cost	Equipment	Notes
NW	Westlock	\$6.50/tonne	Tridem Super B trailer holds 43 tonne	36-45 miles
NW	Westlock	\$7.00/tonne	Tridem Super B trailer holds 43 tonne	46-55 miles
NW	Westlock	\$7.50/tonne	Tridem Super B trailer holds 43 tonne	56-65 miles
NW	Westlock	\$8.10/tonne	Tridem Super B trailer holds 43 tonne	66-75 miles
NW	Westlock	\$8.60/tonne	Tridem Super B trailer holds 43 tonne	76-85 miles
NW	Westlock	\$9.10/tonne	Tridem Super B trailer holds 43 tonne	86-95 miles
NW	Westlock	\$9.60/tonne	Tridem Super B trailer holds 43 tonne	96-105 miles
NW	Westlock	\$3.35/loaded mile	Tridem Super B trailer holds 43 tonne	Over 105 miles
NW	Wetaskiwin Co 10	\$3.75/loaded mile	Super B trailer holds 42 tonne	Hauling from yard; minimum charge \$5.50/tonne; plus \$40.00/hour for loading/unloading
NW	Wetaskiwin Co 10	\$6.50/tonne	Super B trailer holds 42 tonne	0-8 miles; plus \$40.00/hour for loading/unloading

**Regions:** S - South C - Central NE - North East NW - North West P - Peace **Units:** Tonne - 2,204.6 lbs. Ton - 2,000 lbs.

# GRAIN HAULING 2004



Region	County	Custom Cost	Equipment	Notes
NW	Wetaskiwin Co 10	\$7.00/tonne	Super B trailer holds 42 tonne	9-15 miles; plus \$40.00/hour loading/unloading
NW	Wetaskiwin Co 10	\$8.00/tonne	Super B trailer holds 42 tonne	16-30 miles; plus \$40.00/hour for loading/unloading
NW	Wetaskiwin Co 10	\$9.00/tonne	Super B trailer holds 42 tonne	31-60 miles; plus \$40.00/hour for loading/unloading
NW	Wetaskiwin Co 10	\$1.85/running mile	Super B trailer holds 42 tonne	Over 60 miles; minimum charge \$5.50/tonne; plus \$40.00/hour for loading/unloading
NW	Wetaskiwin Co 10	\$5.00/tonne	Tridem trailer holds ~30 tonne	0-15 miles
NW	Wetaskiwin Co 10	\$5.50/tonne	Tridem trailer holds ~30 tonne	16-30 miles
NW	Wetaskiwin Co 10	\$6.00/tonne	Tridem trailer holds ~30 tonne	31-40 miles
NW	Wetaskiwin Co 10	\$7.00/tonne	Tridem trailer holds ~30 tonne	41-50 miles
NW	Wetaskiwin Co 10	\$8.00/tonne	Tridem trailer holds ~30 tonne	51-60 miles
NW	Wetaskiwin Co 10	\$8.50/tonne	Tridem trailer holds ~30 tonne	61-70 miles

**Regions:** S - South C - Central NE - North East NW - North West P - Peace **Units:** Tonne - 2,204.6 lbs. Ton - 2,000 lbs.

# GRAIN HAULING 2004



Region	County	Custom Cost	Equipment	Notes
NW	Wetaskiwin Co 10	\$9.00/tonne	Tridem trailer holds ~30 tonne	71-80 miles
NW	Wetaskiwin Co 10	\$10.00/tonne	Tridem trailer holds ~30 tonne	81-90 miles
NW	Wetaskiwin Co 10	\$10.50/tonne	Tridem trailer holds ~30 tonne	91-100 miles
NW	Wetaskiwin Co 10	\$11.00/tonne	Tridem trailer holds ~30 tonne	101-110 miles
NW	Wetaskiwin Co 10	\$3.20/loaded mile	Tridem trailer holds ~30 tonne	Over 110 miles
P	Grande Prairie Co 1	\$6.00/tonne	Super B trailer holds 42 tonne	~65 kilometres
P	Northern Lights MD 22	\$6.48/tonne	Super B trailer holds 42 tonne	0-25 miles; minimum rate
P	Northern Lights MD 22	\$7.56/tonne	Super B trailer holds 42 tonne	26-40 miles
P	Northern Lights MD 22	\$8.64/tonne	Super B trailer holds 42 tonne	41-65 miles
<p><b>Regions:</b> S - South C - Central NE - North East NW - North West P - Peace <b>Units:</b> Tonne - 2,204.6 lbs. Ton - 2,000 lbs.</p>				

# GRAIN HAULING 2004



Region	County	Custom Cost	Equipment	Notes
P	Northern Lights MD 22	\$9.72/tonne	Super B trailer holds 42 tonne	66-95 miles
P	Northern Lights MD 22	\$30.24/tonne	Super B trailer holds 42 tonne	~345 miles with backhaul
P	Northern Lights MD 22	\$37.80/tonne	Super B trailer holds 42 tonne	~345 miles without backhaul
P	Spirit River MD 133	\$55.00/hour	Tandem axle trucks for rental	Rental only; no operator
P	Spirit River MD 133	\$70.00/hour	Tandem axle trucks with operator	Hauling any distance

**Regions:** S - South C - Central NE - North East NW - North West P - Peace **Units:** Tonne - 2,204.6 lbs. Ton - 2,000 lbs.