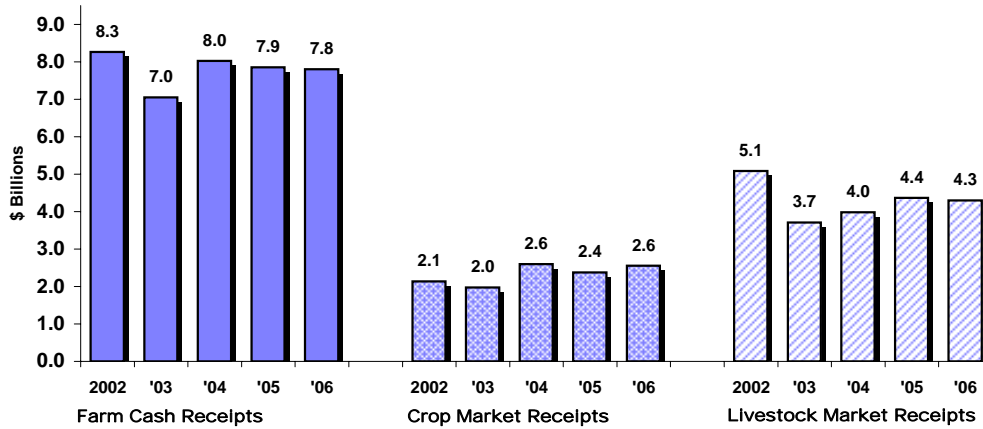
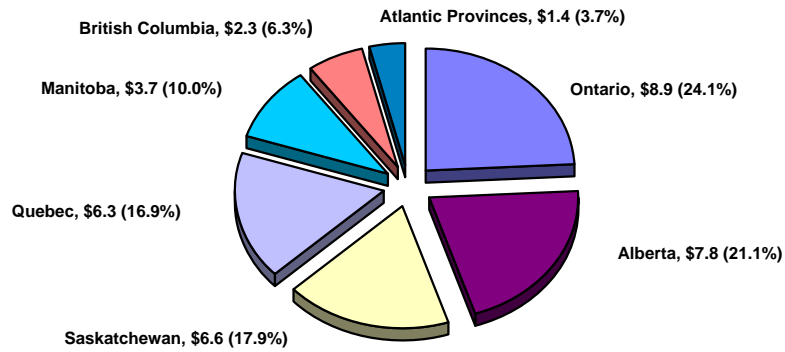


Fig. 3 Alberta Farm Cash Receipts, Crop Market Receipts and Livestock Market Receipts, 2002-2006



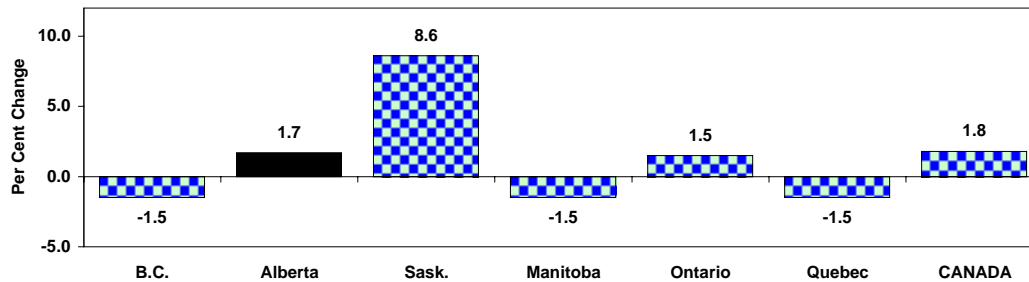
Source: Statistics Canada Cat. No. 21-011, "Farm Cash Receipts - Agriculture Economic Statistics"; and Alberta Agriculture and Food

Fig. 4 Distribution of Canada Farm Cash Receipts (\$ Billions), 2006



Source: Statistics Canada Cat. No. 21-011, "Farm Cash Receipts - Agriculture Economic Statistics"; and Alberta Agriculture and Food

Fig. 5 Per Cent Change in Farm Market Receipts (Crops and Livestock), Canada and Selected Provinces, 2006/2005



Source: Statistics Canada Cat. No. 21-011, "Farm Cash Receipts - Agriculture Economic Statistics"; and Alberta Agriculture and Food