


Lethbridge
College



Using Aerobic Bioreactors to Improve Nutrient Management in Agriculture and Aquaculture

Nick Savidov

Lethbridge College

For

Getting the Most from Nutrient Management Workshop

February 23, 2017,

Lethbridge, Alberta

How we can address the challenges facing agriculture in 21 century, such as environmental pollution by agricultural waste and limited reserves of nutrient source?


We need to continue looking for new ideas, “out-of-box” solutions. In future, we may need to completely change our agricultural paradigm, the way we produce food today.





The solution may already exist today, but we are not fully aware of it.

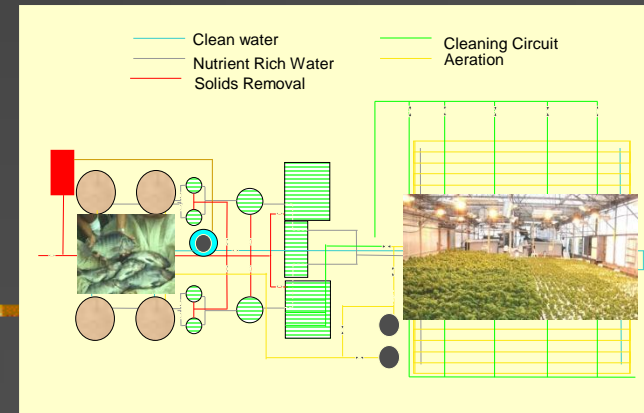
Example: Integrated Production Systems, where the byproduct of one component, such as livestock farm, becomes the feedstock of another component, can be the answer

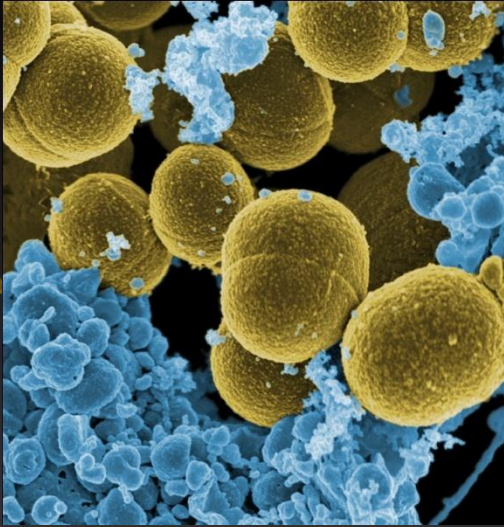


The example of Integrated Food Production System is aquaponics

What is “aquaponics”?

Aquaculture + **Hydro**ponics = **Aqua**ponics






The Basic Process:

Fish provide source of nutrients, microorganisms convert organic waste into soluble nutrients available for plants, plants utilize soluble salts regenerating water for fish production


Parameters of the pilot-scale system in Brooks, Alberta

- Total volume – 73 m³
- Plant area – 84 m²
- Flow rate – 700 L min⁻¹
- Fish production capacity – 3.7 tons year⁻¹
- Basil crop production – 3.5 tons year⁻¹






Brooks aquaponics facility
became the first zero-waste farm
in history



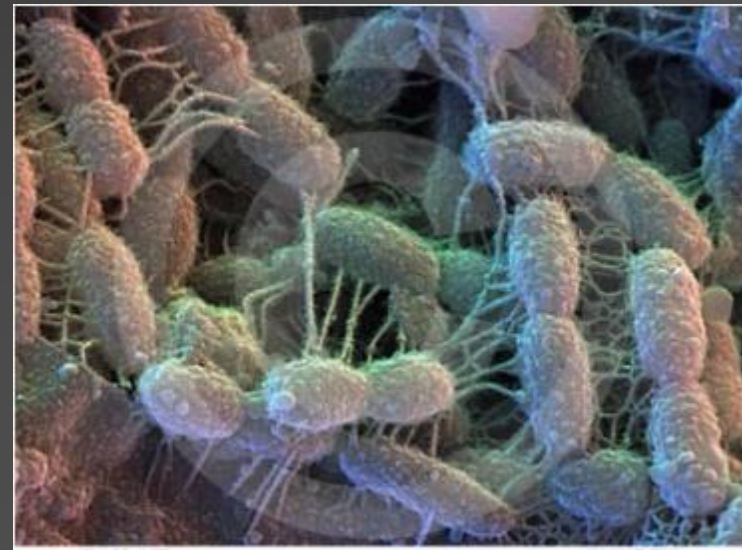
Aerobic bioreactors will be an essential component of Integrated Food Production System





Why do we need Aerobic Bioreactor?

- Aerobic bio-digestion is a breakdown of organic material into minerals available for plants and CO_2 in the presence of oxygen
- Another term for this process is “mineralization” or “ammonification”
- This process occurs in specially designed aerobic bioreactors

- Heterotrophic organisms such as bacteria and fungi play very important role in the process of decomposition and nutrient recycling in nature making nutrients available for any other living organisms on earth



- 
- We utilize the same process for more efficient food production to make agriculture more sustainable
- 

Factors affecting efficiency of Aerobic Bioreactor

- Available Dissolved Oxygen
- Continuous Agitation
- Temperature
- pH
- Dry solids content
- C:N ratio

Recommended parameters for fermenting mixture


- Available Dissolved Oxygen – not less than 2 ppm
- Temperature – 30-40°C
- pH 5.0-6.5
- Dry solids content – 1-5%
- C:N ratio – 5-35

Role of C:N ratio


- C:N ratio is critical for the efficient mineralization process
- Excess of nitrogen is released when C:N ratio drops below 25:1
- Immobilization of nitrogen by bacteria occurs if C:N ratio is higher than 25:1
- The process should be carried out with gradual decrease of C:N ratio
- The challenge is that the mineralization is inhibited by the excess of nitrogen

Typical C:N ratios in some organic feedstocks

- Cattle manure - 10-30
- Pig manure - 10-20
- Chicken manure - 5-15
- Alfalfa meal - 15
- Fish manure - 2.5-5.5
- Blood meal - 3




What is advantage of aerobic biodigestion compared to the conventional manure management methods?




Comparison of different methods of manure management

	Fresh Manure	Composting	Aerobic bioreactor
Loss of nutrients	Significant	Up to 50% loss	Zero loss
Time of processing	N/A	Up to 1 year	2-3 weeks
Food safety – risk of cross-contamination	Very high	High	Minimal
Transportability and delivery	Very expensive	Expensive	Inexpensive (fertigation)
Odor	High	Low	Odorless
Cost of equipment	Inexpensive	Relatively expensive	Relatively expensive
Labor	Labor-intensive	Labor-intensive	Labor-unintensive
Application	Expensive	Expensive	Inexpensive
Availability of nutrients during 1 st year	40-50%	20-30%	100%
Risk of environmental contamination	High	Relatively high	Low



Development of aerobic bioreactor technology for treatment of aquaculture waste



Aerobic Bioreactor at CDC South pilot aquaponics, Brooks



Aerobic Bioreactor in Red Hat Coop pre-commercial aquaponics facility





Cucumbers in Red Hat Coop



Effect of aquaponics water on basil production. Commercial trials at Red Hat Co-operative Ltd , April 18, 2013




iPhone

4-week old aquaponic plants

6-week old hydroponic plants

MDM Aquafarms, Alberta



Aerobic Bioreactor



Northern Bioponics, BC






Aerobic Bioreactor



Development of aerobic bioreactor technology at Crop Diversification Centre North



**Chicken manure was used as a
feedstock for bioreactor
instead of fish manure**



Bioreactor ~1200 liters
- agitated and oxygenated



Probiotic Reservoir ~5000 liters
- oxygenated and water-cycled
- feed tank for substrate culture

Aerobic Bioreactor at CDC North





Poultry Manure 1000 L Bioreactor
the addition of ~ pure oxygen
makes this an odorless process!

- 
- Nutrient-rich solution containing soluble organic and mineral components is produced as a result of aerobic biodigestion of poultry manure
- 

Only mineral component of poultry manure is left after the process including sand and oyster shells




Typical composition of liquid aerobic digestate generated from chicken manure

	Butch 1	Butch 2	Butch 3	Butch 4	Butch 5
Nitrate and Nitrite	2,140	3,060	1,560	2,180	1,660
Ortho -P dissolved	108	335	288	118	212
Potassium	2,130	3,190	2,270	2,280	2,180
Calcium	300	627	368	263	320
Magnesium	200	212	122	184	139
Sulfur	150	232	88	171	117
Boron	1.02	1.60	0.56	1.17	0.69
Iron	0.58	1.40	2.39	3.35	0.16
Manganese	4.84	4.27	2.52	3.59	1.68

Tomato trial at CDC North
started in December 2013

Biochar was repeatedly used for
the 4th year. Fresh coconut coir
was used as a control

Tomato plants 2 weeks after transplanting

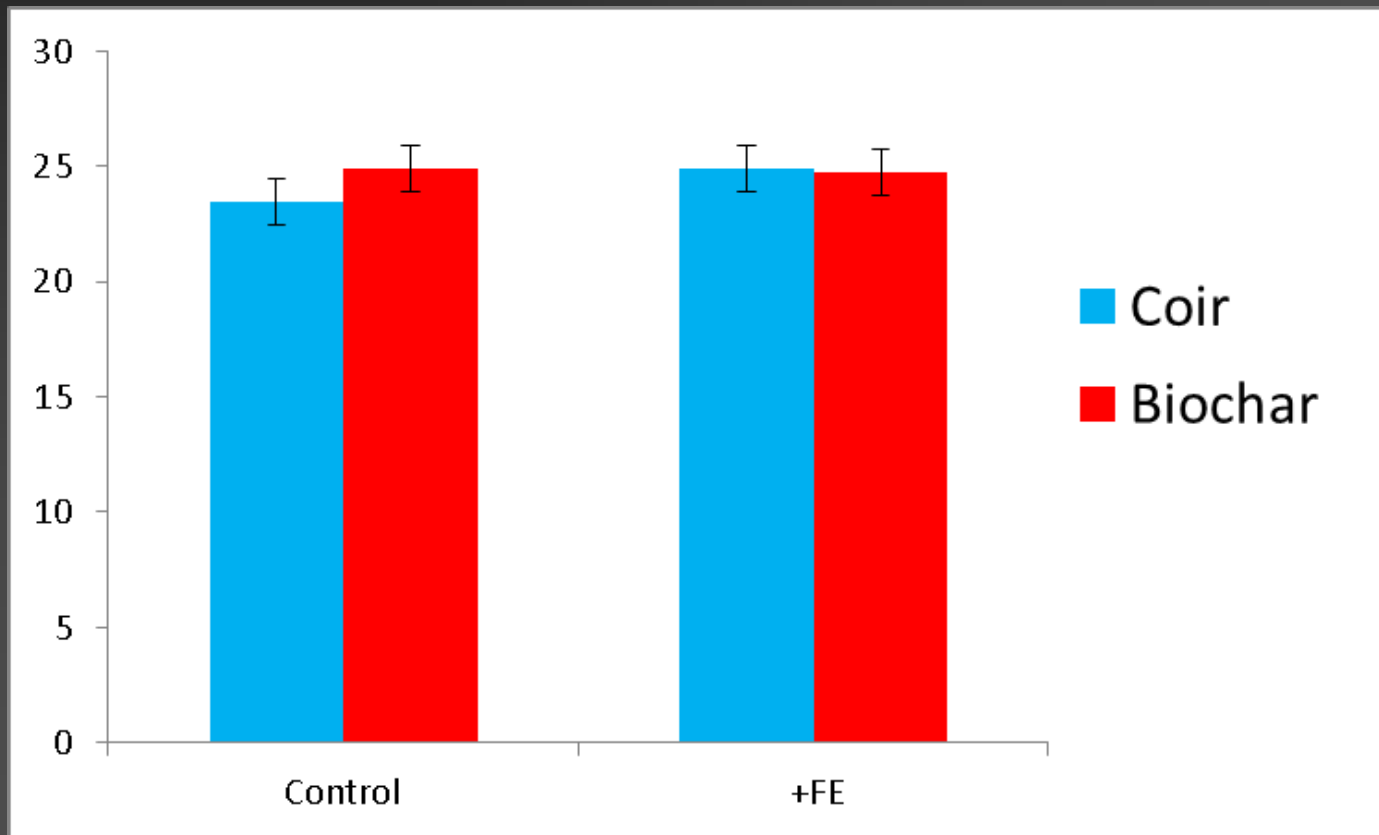


Tomato plants 8 weeks after transplanting



8 week old tomato plants
after transplanting

Yield of tomato, cv. Torero, grown on poultry manure digestate, kg/plant

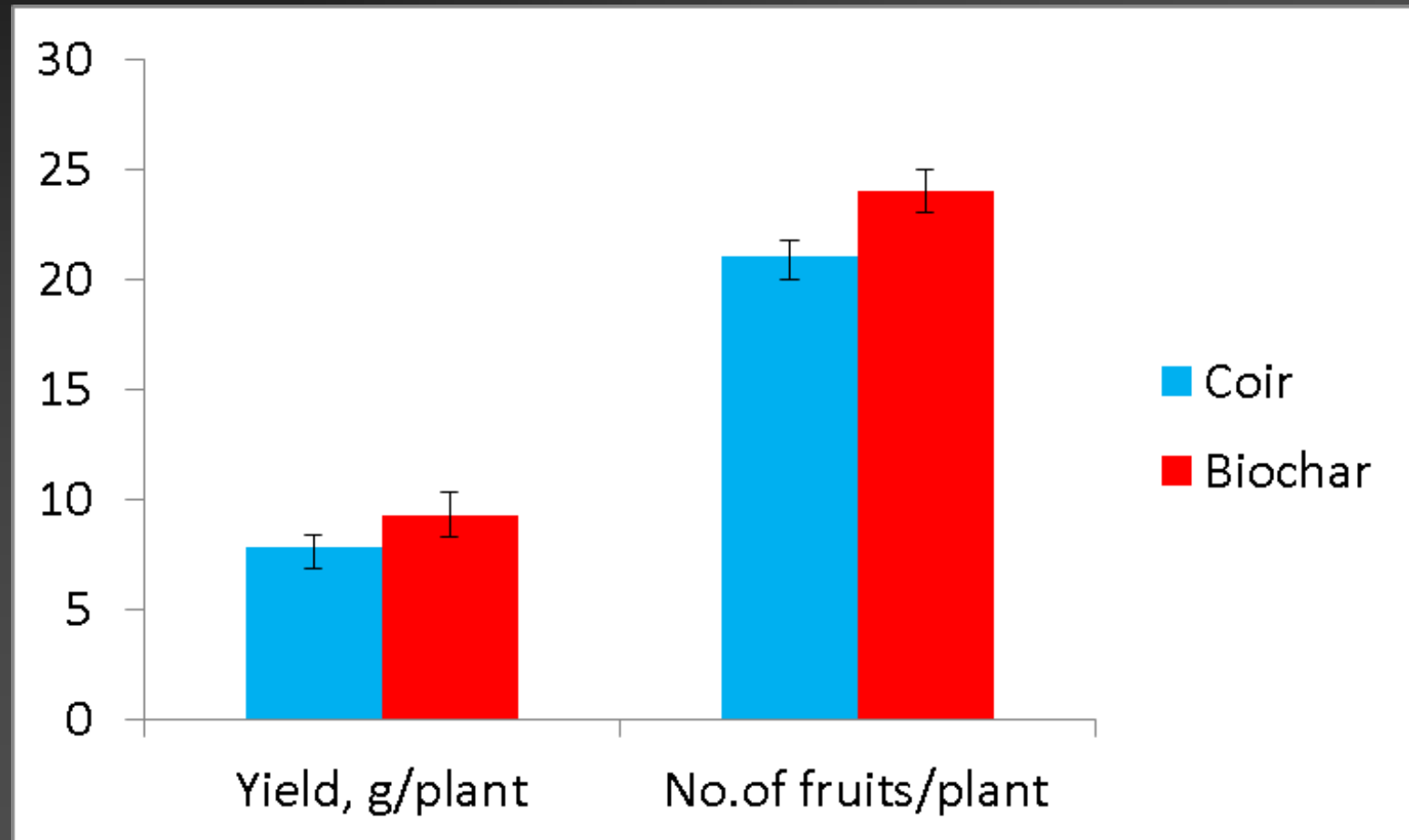


Cucumbers grown on poultry digestate





Yield of long English cucumber, cv Kasja, grown on poultry manure digestate





Pepper trial with poultry manure
digestate started in mid-July,
2014

Mildly spicy cultivar Anaheim
was used in the trial










- Organically-rich solutions were trialed to grow tree seedlings in summer 2014.


- White spruce, *Picea glauca*, lodgepole pine, *Pinus contorta* var. *latifolia*, aspen, *Populus tremuloides*, and hybrid poplar were among tree species tested in the experiments.



Seedlings of lodgepole pine and white spruce grown on biologically active aerobic digestate. The seedlings were transferred in mid-July and doubled in height after two months.

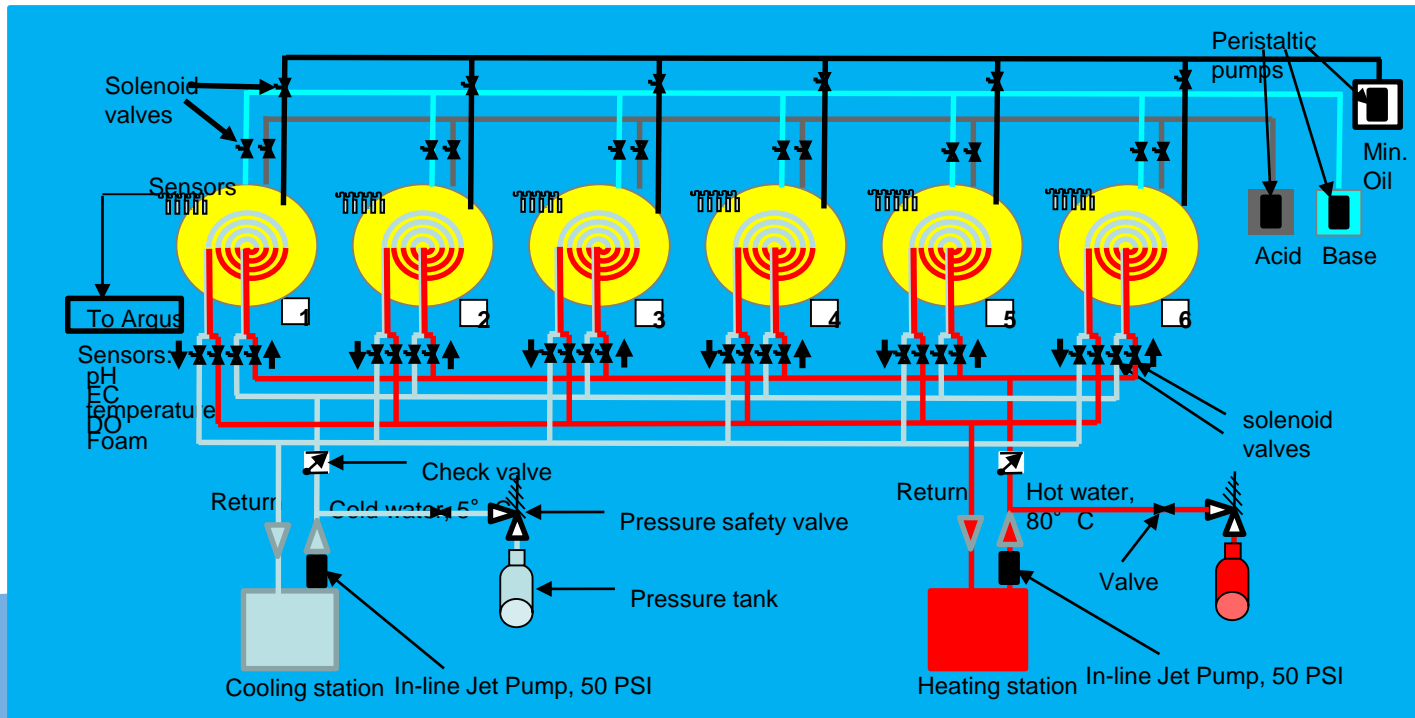


Development of aerobic bioreactor facility at Lethbridge College




**Objective 1. Creating a Stable Nutrient Rich Plant
Solution from Various Fishes Effluents and Solid Wastes**

Specially designed computer control system will be able to automatically maintain chosen parameters and collect data every second











How close the technology to
commercialization in large scale?



Manure storage tanks can be retrofitted into aerobic bioreactors



<http://www.cstindustries.com/products/manure-slurry-storage-tanks-manufacturer/>

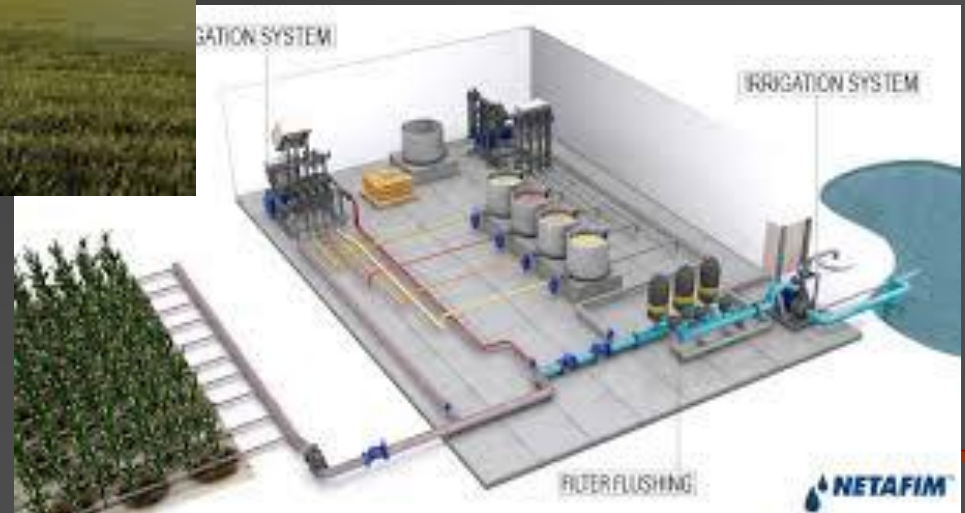
INDUSTRIAL SCALE AEROBIC BIOREACTORS CAN BE PURCHASED



AEROBIC THERMOPHILIC STABILIZATION (ATS)

- <http://www.asio.cz/en/aerobic-thermophilic-stabilization-ats>

Soluble fertilizers can be delivered through Fertigation stations



Conclusions

- Aerobic bioreactors can be a more efficient alternative to the existing methods of manure management in agriculture
- The technology is safer as it decreases the chances for cross-contamination
- Fertigation provides more efficient delivery of nutrients than application of solid organic fertilizers
- No pollution, as the nutrients are delivered in more controllable way
- Application of soluble fertilizers, which are more accessible for plants, through fertigation improves Nutrient Use Efficiency



Thank you

