

2001 Agriculture Profile - 1. Farms and the Land

	Special Area No. 4	Alberta
Total Population	1,514	2,974,807
Urban Population	0	2,405,160
Rural Population	1,514	569,647
<i>Rural as % of Total Population</i>	<i>100</i>	<i>19</i>
Number of Farms (1)	343	53,652
Average Farm Size (acres)	2,892	970
Average Per Reporting Farm	Dollars	
Net Farm Operating Income (2)	43,723	23,764
Farm Capital	1,420,848	1,029,903
Farm Operating Expenses	187,230	166,043
Gross Farm Receipts	221,458	184,885
Area in Crops (acres)	1,000	522
Seeded Area of Wheat (acres)	683	439
Number of Beef Cows (head)	x	74
Number of Pigs (head)	x	757

Farm Operating Arrangements (3)	# Farms	% Distr.
Sole Proprietorship	184	53.6
Partnership	101	29.4
With Written Agreement	22	6.4
Without Written Agreement	79	23.0
Corporation	58	16.9
Family	54	15.7
Non-Family	4	1.2
Other*	0	0.0
Total Farms	343	100.0

Farms by Total Farm Area	# Farms	% Distr.
Under 10 Acres	2	0.6
10 to 129 Acres	3	0.9
130 to 239 Acres	38	11.1
240 to 399 Acres	19	5.5
400 to 559 Acres	13	3.8
560 to 759 Acres	18	5.2
760 to 1,119 Acres	24	7.0
1,120 Acres and Over	226	65.9
1,120 to 1,599 Acres	28	8.2
1,600 to 2,239 Acres	39	11.4
2,240 to 2,879 Acres	29	8.5
2,880 to 3,519 Acres	27	7.9
3,520 Acres and Over	103	30.0
Total Farms	343	100.0

Farms by Type (4)	# Farms	% Distr.
Dairy	0	0.0
Cattle (Beef)	225	66.6
Hog	2	0.6
Poultry and Egg	1	0.3
Wheat	29	8.6
Grain and Oilseed (Except Wheat)	51	15.1
Field Crop (Except Grain and Oilseed)	6	1.8
Fruit	0	0.0
Vegetable	0	0.0
Miscellaneous Speciality	10	3.0
Livestock Combination	5	1.5
Other Combination	9	2.7
Total Farms Classified	338	100.0

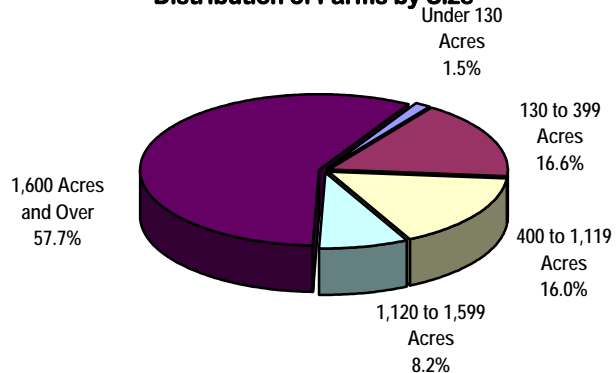
Land Tenure (5)	# Farms	Acres	% Acres
Total Area Owned	328	524,654	52.9
Total Area Rented/Leased/Crop Shared	255	467,338	47.1
Rented/Leased from Government	219	390,987	39.4
Rented/Leased from Others	89	58,779	5.9
Crop Shared from Others	25	17,572	1.8
Total Area of Farms	343	991,992	100.0

Farms by Use of Land	# Farms	Acres	% Acres
Total Land in Crops	318	317,850	32.0
Summerfallow	182	65,357	6.6
Total Pasture Land	...	578,427	58.3
Tame or Seeded Pasture	170	94,904	9.6
Natural Land for Pasture	278	483,523	48.7
All Other Land (6)	192	30,358	3.1
Total Area of Farms	343	991,992	100.0

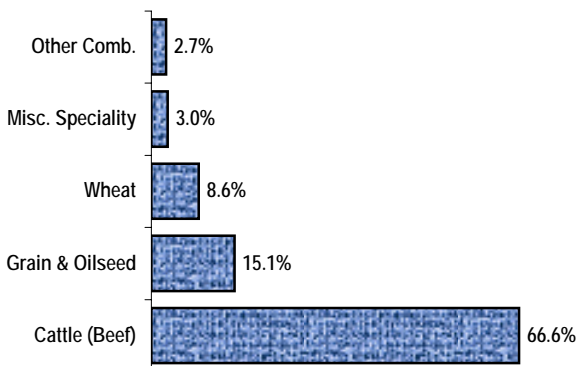
Paid Agricultural Labour (7)	# Farms	# Weeks	% Weeks
Year Round	105	8,617	75.5
Seasonal or Temporary	106	2,793	24.5
Total Paid Labour	178	11,410	100.0

Use of Personal Computers for Farm Management	
Number of Farms Reporting Use	137
% of Total Farms	39.9

Distribution of Farms by Size



Top Five Farm Types



Regional values do not include municipalities where confidentiality applies. x - Confidential "# Farms" refers to number of farms reporting

*Institutions, Community Pastures, etc. "% Distr." refers to % of total ...not available

Source: Statistics Canada, 2001 Census of Agriculture

Refer to Census definitions and notes for more information

Prepared by: Statistics and Data Development Unit, Alberta Agriculture, Food and Rural Development

2001 Agriculture Profile - 2. Financial Characteristics

	S.A. No. 4	Alberta
Number of Farms	343	53,652
Average Per Reporting Farm	Dollars	
Net Farm Operating Income (2)	43,723	23,764
Farm Capital	1,420,848	1,029,903
Farm Operating Expenses	187,230	166,043
Farm Interest Expenses	16,853	14,319
Gross Farm Receipts	221,458	184,885


Farm Capital	# Farms	\$ '000	% Distr.
Machinery and Equipment (8)	343	79,370	16.3
Livestock and Poultry	307	90,704	18.6
Land and Buildings (9)	343	317,277	65.1
Owned	329	229,709	47.1
Rented or Leased from Others	258	87,568	18.0
Total Farm Capital	343	487,351	100.0

Farms Classified by Farm Capital	# Farms	% Distr.
Under \$50,000	1	0.3
\$50,000 - \$99,999	7	2.0
\$100,000 - \$199,999	22	6.4
\$200,000 - \$349,999	38	11.1
\$350,000 - \$499,999	33	9.6
\$500,000 - \$999,999	79	23.0
\$1,000,000 - \$1,499,999	53	15.5
\$1,500,000 and Over	110	32.1
Total Farms	343	100.0

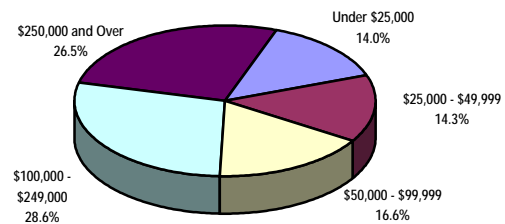
Farm Operating Expenses (10)	# Farms	\$ '000	% Distr.
Farm Interest Expenses	266	4,483	7.0
Custom and Contract Work	233	2,978	4.6
Rent/Leasing of Land and Buildings	177	1,429	2.2
Rent/Leasing of Mach./Equip./Vehicles	94	896	1.4
Wages and Salaries	178	5,033	7.8
Paid to Family Members	132	3,257	5.1
Paid to all Other Persons	94	1,776	2.8
All Fuel Expenses	336	3,965	6.2
Repair/Maint. to Mach./Equip./Vehicles	324	3,682	5.7
Fertilizer and Lime Purchases	212	3,448	5.4
Herbicides/Insecticides/Fungicides	216	2,519	3.9
Seed/Seedling Purchases	214	1,079	1.7
Livestock and Poultry Purchases	239	18,468	28.8
Veterinary Services, Drugs, etc.	278	1,245	1.9
Feed and Supplement Purchases	256	5,781	9.0
Electricity/Telephone/Telecom.	328	1,391	2.2
Repair/Maint. to Farm Bldgs./Fences	298	1,353	2.1
All Other Expenses	324	6,470	10.1
Total Operating Expenses	343	64,220	100.0

Owned and Leased Machinery	Total	Owned Number	Leased
Tractors	1,240	1,228	12
Farm Trucks	1,322	1,303	19
Pick-ups and Cargo Vans	822	803	19
Other Farm Trucks	500	500	0
Cars/Passenger Vehicles	229	224	5
Combines	237	231	6
Swathers/Mower Conditioners	484	x	x
Balers	272	x	x
Forage Harvesters	53	53	0
Tillage/Cult./Seed./Plant. Equip.	701	x	x
		\$ '000	% Alta.
Total Gross Farm Receipts (11)		75,960	0.8
Farms by Gross Farm Receipts	# Farms	% Distr.	
Under \$25,000	48	14.0	
Under \$10,000	18	5.2	
\$10,000 - \$24,999	30	8.7	
\$25,000 - \$49,999	49	14.3	
\$50,000 - \$99,999	57	16.6	
\$100,000 and Over	189	55.1	
\$100,000 - \$249,999	98	28.6	
\$250,000 - \$499,999	62	18.1	
\$500,000 and Over	29	8.5	
Total Farms	343	100.0	

Average Gross Receipts Per Farm



Distribution of Farms by Class of Gross Farm Receipts



Regional values do not include municipalities where confidentiality applies. x - Confidential
 "% Distr." refers to % of total "% Alta." refers to the municipality as a % of Alberta

Source: Statistics Canada, 2001 Census of Agriculture

"# Farms" refers to number of farms reporting

Refer to Census definitions and notes for more information

Prepared by: Statistics and Data Development Unit, Alberta Agriculture, Food and Rural Development

2001 Agriculture Profile - 3. Crops and Land Management

Grains*	# Farms	Acres	% Alta.
Total Wheat	153	104,525	1.5
Spring Wheat (Excl. Durum) (12)	149	98,798	1.7
Durum Wheat	21	5,727	0.6
Winter Wheat (13)	0	0	0.0
Oats	157	42,183	3.1
Barley	110	36,623	0.7
Mixed Grains	62	26,218	6.5
Corn for Grain	1	x	x
Buckwheat	0	0	0.0
Total Rye	31	4,649	4.0
Fall Rye (13)	26	3,849	4.3
Spring Rye	6	800	2.9

Oilseeds*	# Farms	Acres	% Alta.
Canola	52	18,368	0.7
Flaxseed	2	x	x
Soybeans	0	0	0.0
Mustard Seed	6	2,247	3.9
Sunflowers	0	0	0.0
Safflower	0	0	0.0

Other Field Crops* (14)	# Farms	Acres	% Alta.
Potatoes	1	x	x
Dry Field Peas	23	8,267	1.4
Lentils	1	x	x
Total Dry Field Beans	3	2,535	1.7
Dry White Beans	0	0	0.0
Chick Peas	3	2,535	2.7
Other Dry Beans	0	0	0.0
Canary Seed	1	x	x
Sugar Beets	0	0	0.0
Triticale	11	2,089	3.1
Forage Seed for Seed	5	x	x
All Other Field Crops	1	x	x

Hay and Fodder Crops* (14)	# Farms	Acres	% Alta.
Corn for Silage	0	0	0.0
Alfalfa and Alfalfa Mixtures	172	53,668	1.4
All Other Tame Hay and Fodder Crc	50	15,045	0.7

Selected Vegetables Grown for Sale (15)	# Farms	Acres	% Alta.
Sweet Corn	1	x	x
Tomatoes	0	0	0.0
Cucumbers	0	0	0.0
Green Peas	1	x	x
Green or Wax Beans	1	x	x
Cabbage	0	0	0.0
Cauliflower	0	0	0.0
Broccoli	0	0	0.0
Carrots	1	x	x
Rutabagas and Turnips	0	0	0.0
Beets	0	0	0.0
Radishes	0	0	0.0
Dry Onions	0	0	0.0
Shallots, Green or Seed Onions	0	0	0.0
Lettuces	0	0	0.0
Squash, Pumpkins and Zucchini	0	0	0.0
Total Vegetables	1	x	x

Fruits, Berries and Nuts	# Farms	Acres	% Alta.
Grown For Sale (16)			
Producing Area of Fruits/Berries/Nuts	0	0	0.0
Producing Area of Strawberries	0	0	0.0
Producing Area of Raspberries	0	0	0.0
Area of Nursery Products	0	0	0.0
Area of Christmas Trees			
Grown For Sale (17)	0	0	0.0
	# Farms	Dollars	% Alta.
Sales of Forest Products	1	x	x

Greenhouse Products	# Farms	Sq. Feet	% Alta.
Total Area Under Protection	0	0	0.0
Area in Use on May 15, 2001	0	0	0.0
Flowers	0	0	0.0
Vegetables	0	0	0.0
Other Greenhouse Products	0	0	0.0

Mushroom Houses	# Farms	Acres	% Alta.
Total Growing Area	0	0	0.0

Land Management	# Farms	Acres	% Alta.
Total Number of Farms	343	991,992	1.9
Use of Irrigation	2	x	x
Use of Commercial Fertilizer	171	183,018	1.1
Use of Herbicides (18)	199	207,702	1.3
Use of Insecticides (18)	13	5,400	0.6
Use of Fungicides (18)	8	5,865	0.4

Tillage Practices	# Farms	Acres	% Alta.
Area Prepared for Seeding	284	261,493	1.4
Incorporating Most Residue into Soil	106	51,835	0.8
Retaining Most Residue on Surface	138	111,950	1.7
No Tillage Prior to Seeding	86	97,708	1.9

Manure Application (19)	# Farms	Acres	% Alta.
Using a Solid Spreader	117	11,139	1.1
Using an Irrigation System	0	0	0.0
Using a Liquid Spreader (On Surface)	1	x	x
Using a Liquid Spreader (Injected)	0	0	0.0

Forms of Weed Control Use on Summerfallow Land	# Farms	Acres	% Alta.
Total Summerfallow Land	182	65,357	2.1
Chemical Only	49	17,107	2.4
Tillage Only	89	29,067	2.5
Tillage and Chemical Combination	66	19,183	1.7

Farms Reporting Soil Conservation Practices (20)	# Farms	% of Total Farms
Crop Rotation	230	67.1
Permanent Grass Cover	159	46.4
Winter Cover Crops	18	5.2
Contour Cultivation	19	5.5
Strip-Cropping	32	9.3
Grassed Waterways	35	10.2
Windbreaks or Shelterbelts	46	13.4

Regional values do not include municipalities where confidentiality applies. x - Confidential # Farms* refers to number of farms reporting

% Alta.* refers to the municipality as a % of Alberta Asterisk (*) refers to seeded acreage

Source: Statistics Canada, 2001 Census of Agriculture

Refer to Census definitions and notes for more information

Prepared by: Statistics and Data Development Unit, Alberta Agriculture, Food and Rural Development

2001 Agriculture Profile - 4. Livestock, Poultry and Farm Machinery

Cattle and Calves (21)	# Farms	Head	% Alta.
Total Cows	278	36,725	1.7
Dairy Cows	4	x	x
Beef Cows	278	x	x
Heifers	182	9,421	0.8
Bulls	251	2,057	1.8
Steers	65	5,118	0.5
Calves	277	31,984	1.5
Total Cattle and Calves	288	85,305	1.3

Pigs (22)	# Farms	Head	% Alta.
Boars	3	x	x
Sows and Gilts for Breeding	3	x	x
Nursing and Weaner Pigs	2	x	x
Grower and Finishing Pigs	5	x	x
Total Pigs	7	x	x

Sheep and Lambs	# Farms	Head	% Alta.
Rams	6	46	0.7
Ewes	6	1,102	0.8
Lambs	5	1,512	0.9
Total Sheep and Lambs	8	2,660	0.9

Other Livestock (23)	# Farms	Head	% Alta.
Horses and Ponies	143	957	0.6
Goats	10	204	0.5
Rabbits	1	x	x
Mink	0	0	0.0
Fox	0	0	0.0
Bison (Buffalo)	4	x	x
Deer (Excluding Wild Deer)	1	x	x
Elk	1	x	x
Llamas and Alpacas	4	5	0.0
Wild Boars	1	x	x

Colonies of Bees (24)	# Farms	Colonies	% Alta.
Alberta	467	209,821	100.0
Special Area No. 4	3	x	x

Poultry Inventory	# Farms	Number	% Alta.
Total Hens and Chickens	24	9,547	0.1
Broilers, Roasters, Cornish	9	x	x
Pullets for Laying (under 19 wks.)	7	2,790	0.3
Laying Hens (19 wks and over)	21	x	x
Laying Hens (Hatchery Supply Flock)	0	0	0.0
Turkeys	7	x	x
Other Poultry	5	x	x

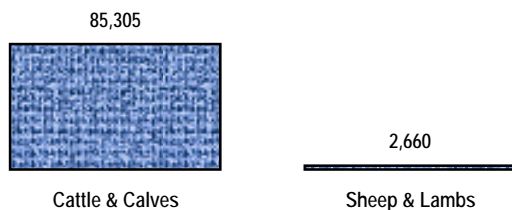
Poultry Production	# Farms	Kilograms	% Alta.
Broilers/Roasters/Cornish Production	1	x	x
Turkey Production	2	x	x

Chicks or Other Poultry Hatched	# Farms	Number	% Alta.
	0	0	0.0

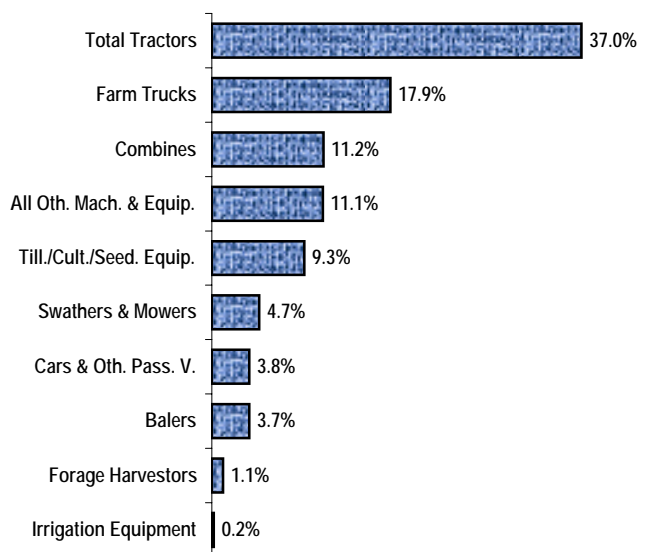
Market Value of Farm Machinery and Equipment (8)

	# Farms	Number	\$ '000
Total Tractors	309	1,240	29,384
Total Farm Trucks	335	1,322	14,186
Pick-ups and Cargo Vans	330	822	9,071
Other Farm Trucks	237	500	5,115
Cars and Other Passenger Vehicles	191	229	2,980
Swathers and Mower Conditioners	262	484	3,753
Combines	192	237	8,888
Balers	215	272	2,974
Forage Harvestors	49	53	899
Tillage/Cultivation/Seeding Equip.	256	701	7,344
Irrigation Equipment	4	n/a	145
Other*	257	n/a	8,817


**Livestock Inventory, May 15, 2001
(Number of Head)**



**Per Cent Distribution of Total Market Value
of Machinery and Equipment**



**Cattle Inventory, May 15, 2001
(Number of Head)**



Regional values do not include municipalities where confidentiality applies. x - Confidential "# Farms" refers to number of farms reporting

* Other Machinery, Workshop and Office Equipment "% Alta." refers to the municipality as a % of Alberta n/a - not applicable

Source: Statistics Canada, 2001 Census of Agriculture

Refer to Census definitions and notes for more information

Prepared by: Statistics and Data Development Unit, Alberta Agriculture, Food and Rural Development