

Agri-Food Statistics Update



Issue No: LS16-2

Collected from a variety of sources, the Statistics and Data Development Section monitors statistical indicators of agri-food activity for Alberta. The Agri-Food Statistics Update is designed to provide users with commentary on current issues, trends and new developments related to agriculture and the food and beverage processing industries. Up-to-date statistics are supplemented with informative charts and diagrams. To gauge Alberta's performance, comparative data and information are often available for Canada and the provinces.

The estimates present potential marketings (i.e. supply which could become available), based on the size of the breeding herd and imports. Such information is useful to producers and others when making decisions relating to marketings, pricing, future production, as well as in estimating farm income and farm expenses.

The process involves verifying commodity supply and disposition variables to arrive at ending stocks. The supply variables are opening stocks, births and imports (interprovincial/international), while the disposition variables include deaths and condemnations, marketings, and exports (interprovincial/international). Administrative data are used where available, supplemented with some estimates where data are not timely or available. Hence, **the inventory estimates are subject to revision**. Given this limitation, users are advised to exercise some caution when using the estimates.

Please visit the following website for a complete listing of Agri-Food Statistics Update releases:

[http://www1.agric.gov.ab.ca/\\$department/deptdocs.nsf/all/sdd5270](http://www1.agric.gov.ab.ca/$department/deptdocs.nsf/all/sdd5270)

Note to Users: The contents of this document may not be used or reproduced without properly accrediting Alberta Agriculture and Forestry, Economics and Competitiveness Branch, Statistics and Data Development Section.



July 1, 2016 Livestock Inventory Estimates Alberta/Canada

On August 18, Statistics Canada released the July 1, 2016 inventory estimates for cattle, pigs, and sheep on farms in Alberta and other Canadian provinces.

Key Messages

Cattle and Calves Inventories

- ⇒ Cattle and calves on Alberta's farms totalled 5.4 million head, up 1.0 per cent from July 1, 2015.
- ⇒ The increase in inventory was mainly due to a rise in all cattle classes with the exception of beef cows and steers.
- ⇒ The decline in beef cow numbers was largely due to high cow slaughter levels during the first half of 2016, compared to the same period in 2015.

Pig Inventories

- ⇒ Alberta's total pig herd on farms was estimated at 1.5 million head, up 1.3 per cent from July 1, 2015.
- ⇒ The major factor impacting pig inventories was the strong consumer demand for pork.

Sheep and Lamb Inventories

- ⇒ The size of the provincial flock on farms in Alberta was 185,000 head, down 5.1 per cent from a year earlier.
- ⇒ Strong slaughter lamb and sheep prices continue to encourage marketings.

Other Comparisons

- ⇒ Nationally, cattle and calf, and pig inventories grew, while sheep and lamb inventories decreased.
- ⇒ Alberta continues to rank first in the nation in cattle and calf inventories; third in sheep and lamb inventories; and fourth in pig inventories.

August 19, 2016

(Please turn over)

Selected Livestock on Alberta Farms, as of July 1, 2016

**Agri-Food Statistics
Update: LS16-2**

	2012	2013	2014	2015r	2016p	% Change ('16/'15)	% of West. Cda	% of Canada
	(Head)							
Total Cattle and Calves	5,460,000	5,535,000	5,455,000	5,315,000	5,370,000	1.0	53.4	40.7
Bulls, 1 year plus	91,700	91,200	91,200	88,700	88,700	0.0	47.2	39.8
Beef Cows	1,585,900	1,600,300	1,579,100	1,509,100	1,499,300	-0.6	45.2	39.3
Milk Cows	80,600	80,200	79,900	81,400	82,500	1.4	36.6	8.8
Heifers: dairy replacement	40,500	40,100	38,800	36,800	37,300	1.4	35.9	8.3
Heifers: beef replacement	262,000	261,300	252,100	248,100	257,700	3.9	45.0	40.2
Heifers: slaughter	756,400	776,600	764,600	724,600	751,800	3.8	77.0	62.5
Steers, 1 year plus	886,000	911,500	905,500	939,500	923,600	-1.7	73.7	56.3
Calves, under 1 year	1,756,900	1,773,800	1,743,800	1,686,800	1,729,100	2.5	50.6	40.2
Total Pigs	1,395,000	1,440,000	1,475,000	1,495,000	1,515,000	1.3	26.0	11.3
Breeding Stock	140,200	140,300	140,400	140,900	141,300	0.3	24.3	11.4
Boars, 6 months plus	4,300	4,300	4,300	4,300	4,400	2.3	39.3	18.6
Sows & Bred Gilts	135,900	136,000	136,100	136,600	136,900	0.2	24.0	11.2
All Other Pigs	1,254,800	1,299,700	1,334,600	1,354,100	1,373,700	1.4	26.2	11.3
Under 23 kg	483,100	488,300	483,800	491,200	503,600	2.5	24.1	10.4
23 - 53 kg	226,200	234,400	247,400	247,900	257,400	3.8	26.6	10.6
54 - 80 kg	314,500	320,800	323,000	304,400	320,200	5.2	28.1	13.2
Over 81 kg	231,000	256,200	280,400	310,600	292,500	-5.8	27.9	11.6
Total Sheep and Lambs	201,000	204,000	200,000	195,000	185,000	-5.1	42.4	17.8
Rams	5,200	5,200	4,900	4,600	4,300	-6.5	41.7	17.7
Ewes	91,600	91,400	90,200	89,400	85,700	-4.1	42.2	16.0
Replacement Lambs	14,900	15,300	14,200	14,000	13,000	-7.1	39.9	14.8
Market Lambs	89,300	92,100	90,700	87,000	82,000	-5.7	43.1	20.8

Alberta's Cattle and Calf Inventory increased 1.0 per cent

As of July 1, 2016, cattle and calves on Alberta farms totalled 5.4 million head, up 1.0 per cent from July 1, 2015. This marks the first year-over-year increase following two consecutive years of decline. The increase in inventory was mainly due to a rise in all cattle classes with the exception of beef cows and steers. Alberta cattle prices trended downwards in the first half of 2016 from the peak levels observed in 2015. However, prices remain well above the five-year average.

Alberta's total beef breeding herd, comprising cows and heifers remained flat at 1.8 million head. Total beef cows numbers fell marginally by 0.6 per cent to 1.5 million head, while beef heifers for replacement were up 3.9 per cent to 257,700 head. The small decline for beef cow numbers was due to higher cow slaughter levels during the first half of 2016, compared to the same period in 2015.

Bulls remained flat at 88,700 head, while steers decreased 1.7 per cent to 923,600 head. Posting gains were heifers for slaughter which increased 3.8 per cent to 751,800 head, and calves which rose 2.5 per cent to 1.7 million head. The provincial dairy herd, comprising of milk cows and dairy replacement heifers increased 1.4 per cent to 119,800 head, compared to July 1, 2015.

Alberta's Pig Inventory grew 1.3 per cent

Alberta's total pig herd estimated at 1.5 million head, was up 1.3 per cent from July 1, 2015. Inventories increased for all classes of animals with the exception of market hogs in the "Over 81 kilograms" class. The major factor impacting pig inventories was the strong consumer demand for pork.

The total market hog inventories grew 1.4 per cent to 1.4 million head. Hogs in the "Under 23 kilograms" class rose 2.5 per cent to 503,600 head, while hogs in the "23 to 53 kilogram" class increased 3.8 per cent to 257,400 head. Similarly, hogs in the "54 to 80 kilogram" class were up 5.2 per cent to 320,200 head, while hogs in the "Over 81 kilogram" class fell 5.8 per cent to 292,500 head.

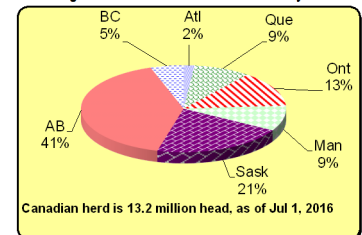
The estimated breeding inventory, comprising boars, sows and bred gilts, was up 0.3 per cent from July 1, 2015 to 141,300 head. Sows and bred gilts marginally increased 0.2 per cent to 136,900 head, while boars increased 2.3 per cent to 4,400 head.

Alberta's Sheep and Lamb Inventory declined 5.1 per cent

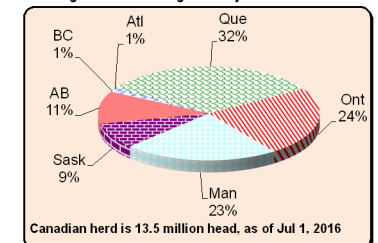
As of July 1, 2016, the size of the provincial sheep and lamb flock on farms was 185,000 head, down 5.1 per cent from a year earlier. The drop in inventory was mainly due to a decline in all classes of animals. Strong slaughter lamb and sheep prices continue to encourage marketings.

Ewes, at 85,700 head, were 4.1 per cent below July 1, 2015. Replacement lambs declined 7.1 per cent to 13,000 head, and market lambs decreased 5.7 per cent to 82,000 head. The total number of rams fell 6.5 per cent to 4,300 head.

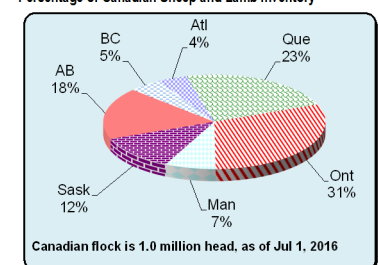
Percentage of Canadian Cattle and Calf Inventory



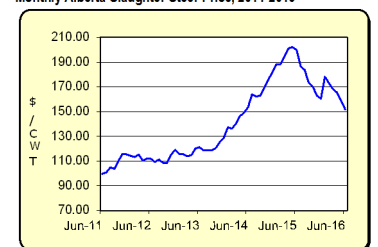
Percentage of Canadian Hog Inventory



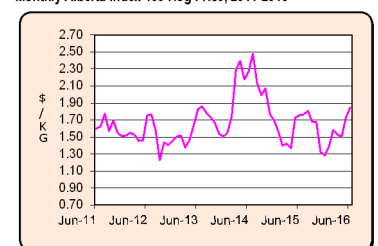
Percentage of Canadian Sheep and Lamb Inventory



Monthly Alberta Slaughter Steer Price, 2011-2016



Monthly Alberta Index 100 Hog Price, 2011-2016



Monthly Alberta Slaughter Lamb Price, 2011-2016

