

Agri-Food Statistics Update



Issue No: LS16-1

Collected from a variety of sources, the Statistics and Data Development Section monitors statistical indicators of agri-food activity for Alberta. The Agri-Food Statistics Update is designed to provide users with commentary on current issues, trends and new developments related to agriculture and the food and beverage processing industries. Up-to-date statistics are supplemented with informative charts and diagrams. To gauge Alberta's performance, comparative data and information are often available for Canada and the provinces.

The estimates present potential marketings (i.e. supply which could become available), based on the size of the breeding herd and imports. Such information is useful to producers and others when making decisions relating to marketings, pricing, future production, as well as in estimating farm income and farm expenses.

The process involves verifying commodity supply and disposition variables to arrive at ending stocks. The supply variables are opening stocks, births and imports (interprovincial/international), while the disposition variables include deaths and condemnations, marketings, and exports (interprovincial/international). Administrative data are used where available, supplemented with some estimates where data are not timely or available. Hence, **the inventory estimates are subject to revision**. Given this limitation, users are advised to exercise some caution when using the estimates.

Please visit the following website for a complete listing of Agri-Food Statistics Update releases:

[http://www1.agric.gov.ab.ca/\\$department/deptdocs.nsf/all/sdd5270](http://www1.agric.gov.ab.ca/$department/deptdocs.nsf/all/sdd5270)

Note to Users: The contents of this document may not be used or reproduced without properly accrediting Alberta Agriculture and Forestry, Economics and Competitiveness Branch, Statistics and Data Development Section.



January 1, 2016 Livestock Inventory Estimates Alberta/Canada

On March 3, Statistics Canada released the January 1, 2016 inventory estimates for cattle, pigs, and sheep and lamb on farms in Alberta and other Canadian provinces.

Key Messages

Cattle and Calves Inventories

- ⇒ Cattle and calves on Alberta farms totalled 4.9 million head, up 0.4 per cent from January 1, 2015.
- ⇒ All cattle classes posted gains with the exception of heifers for slaughter and steers due to an increase in animals retained rather than being slaughtered and exported in 2015.

Pig Inventories

- ⇒ Alberta's total pig herd on farms was estimated at 1.5 million head, up 1.7 per cent from a year previous.
- ⇒ Inventories increased for all classes of animals with the exception of market hogs in the "Over 81 kilograms" class.
- ⇒ The major factor encouraging growth in pig inventories was the strong consumer demand for pork.

Sheep and Lamb Inventories

- ⇒ The size of the provincial flock on farms was 135,000 head, down 6.9 per cent from a year earlier.
- ⇒ Record slaughter lamb and sheep prices in 2015 encouraged marketings.

Other Comparisons

- ⇒ Nationally, cattle and calf, and pig inventories were up, while sheep and lamb inventories decreased.
- ⇒ Alberta currently ranks first in the nation in cattle and calf inventories; third in sheep and lamb inventories; and fourth in pig inventories.

March 10, 2016

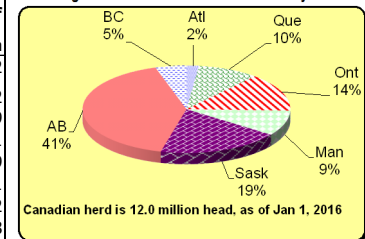
(Please turn over)

Selected Livestock on Alberta Farms, as of January 1, 2016

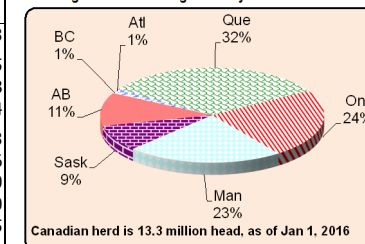
**Agri-Food Statistics
Update: LS16-1**

	2012	2013	2014	2015r	2016p	% Change ('16/'15)	% of West. Cda	% of Canada
	(Head)							
Total Cattle and Calves	4,975,000	5,060,000	5,075,000	4,905,000	4,925,000	0.4	55.3	41.2
Bulls, 1 year plus	89,200	86,400	89,400	89,000	90,000	1.1	50.0	42.2
Beef Cows	1,595,400	1,595,900	1,594,000	1,553,000	1,564,800	0.8	47.0	40.9
Milk Cows	80,900	80,800	80,700	77,400	77,900	0.6	34.7	8.1
Heifers: dairy replacement	38,700	38,600	38,700	38,500	39,500	2.6	38.9	8.9
Heifers: beef replacement	218,300	225,600	224,100	213,600	224,800	5.2	46.4	41.1
Heifers: slaughter	625,500	619,500	615,300	580,000	575,500	-0.8	81.4	63.2
Steers, 1 year plus	730,500	711,800	728,200	682,000	666,000	-2.3	79.0	56.8
Calves, under 1 year	1,596,500	1,701,400	1,704,600	1,671,500	1,686,500	0.9	55.5	43.4
Total Pigs	1,390,000	1,400,000	1,445,000	1,480,000	1,505,000	1.7	26.2	11.3
Breeding Stock	141,500	140,100	140,200	140,300	142,800	1.8	24.6	11.5
Boars, 6 months plus	4,400	4,300	4,300	4,300	4,400	2.3	40.0	18.8
Sows & Bred Gilts	137,100	135,800	135,900	136,000	138,400	1.8	24.3	11.4
All Other Pigs	1,248,500	1,259,900	1,304,800	1,339,700	1,362,200	1.7	26.3	11.3
Under 23 kg	484,400	479,700	484,900	480,600	501,000	4.2	24.1	10.6
23 - 53 kg	223,000	226,700	241,700	264,000	272,200	3.1	27.8	11.0
54 - 80 kg	317,600	310,700	315,000	305,000	306,900	0.6	27.9	13.0
Over 81 kg	223,500	242,800	263,200	290,100	282,100	-2.8	28.0	11.5
Total Sheep and Lambs	154,000	158,000	153,000	145,000	135,000	-6.9	40.8	16.3
Rams	4,900	4,900	4,800	4,700	4,200	-10.6	40.8	17.1
Ewes	91,500	92,300	91,500	89,200	86,500	-3.0	44.1	16.3
Replacement Lambs	14,400	15,200	14,800	13,600	12,600	-7.4	40.5	16.1
Market Lambs	43,200	45,600	41,900	37,500	31,700	-15.5	34.2	16.3

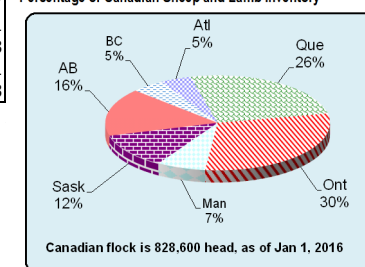
Percentage of Canadian Cattle and Calf Inventory



Percentage of Canadian Hog Inventory



Percentage of Canadian Sheep and Lamb Inventory



Alberta's Cattle and Calf Inventory increased 0.4 per cent

As of January 1, 2016, cattle and calves on Alberta farms totalled 4.9 million head, up 0.4 per cent from January 1, 2015. Inventories grew for all cattle classes with the exception of heifers for slaughter and steers. The marginal increase in cattle and calf inventories was largely due to an increase in the number of animals retained rather than being slaughtered and exported in 2015, when compared to 2014.

Alberta's beef breeding herd, comprising cows and heifers rose 1.3 per cent to 1.8 million head. Total beef cow numbers grew marginally by 0.8 per cent to 1.6 million head, while beef heifers for replacement increased 5.2 per cent to 224,800 head. The small rise in beef cow numbers marks the first year-over-year inventory increase since January 1, 2013, but remains 25.1 per cent below the peak of January 1, 2005 (2.1 million head).

Calves were up 0.9 per cent to 1.7 million head, bulls increased by 1.1 per cent to 90,000 head, while heifers for slaughter fell 0.8 per cent to 575,500 head, and steers decreased 2.3 per cent to 666,000 head. The provincial dairy herd, comprising of milk cows and dairy replacement heifers increased 1.3 per cent to 117,400 head, compared to January 1, 2015.

Alberta's Pig Inventory grew 1.7 per cent

Alberta's total pig herd on farms was estimated at 1.5 million head, up 1.7 per cent from January 1, 2015. Inventories increased for all classes of animals with the exception of market hogs in the "Over 81 kilograms" class. The major factor impacting hog inventories was the strong consumer demand for pork.

The total market hog inventory grew 1.7 per cent to 1.4 million head. Hogs in the "Under 23 kilograms" class rose 4.2 per cent to 501,000 head, while hogs in the "23 to 53 kilogram" class increased 3.1 per cent to 272,200 head. Similarly, hogs in the "54 to 80 kilogram" class were up 0.6 per cent to 306,900 head. Hogs in the "Over 81 kilogram" class declined 2.8 per cent to 282,100 head.

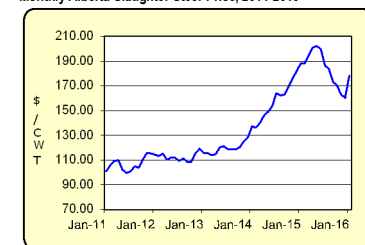
The estimated breeding inventory comprising boars, sows and bred gilts was up 1.8 per cent from January 1, 2015, to 142,800 head. Sows and bred gilts increased 1.8 per cent to 138,400 head, while boars increased 2.3 per cent to 4,400 head.

Alberta's Sheep and Lamb Inventory declined 6.9 per cent

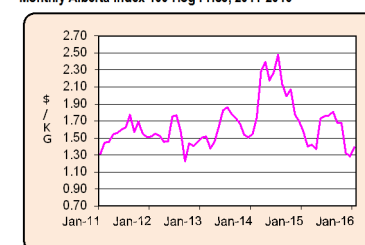
As of January 1, 2016, the size of the provincial sheep and lamb flock on farms was 135,000 head, down 6.9 per cent from a year earlier. Inventories were down in all classes of animals due to record slaughter lamb and sheep prices in 2015 that encouraged marketings.

Ewes, at 86,500 head, were 3.0 per cent below January 1, 2015. Replacement lambs declined 7.4 per cent to 12,600 head, and market lambs decreased 15.5 per cent to 31,700 head. The total number of rams fell 10.6 per cent to 4,200 head.

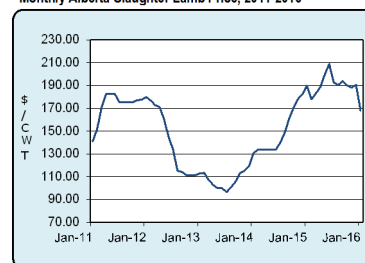
Monthly Alberta Slaughter Steer Price, 2011-2016



Monthly Alberta Index 100 Hog Price, 2011-2016



Monthly Alberta Slaughter Lamb Price, 2011-2016



Source: Statistics Canada; Alberta Agriculture and Forestry (AF)

p - Preliminary and may be subject to revision r - Revised

Prepared by: Alberta Agriculture and Forestry, Economics and Competitiveness Branch, Statistics and Data Development Section

E-mail: john.paul.emunu@gov.ab.ca Telephone: 780-427-4243

March 10, 2016