

Agri-Food Statistics Update



Issue No: LS14-2

Collected from a variety of sources, the Statistics and Data Development Branch monitors statistical indicators of agri-food activity for Alberta. The Agri-Food Statistics Update is designed to provide users with commentary on current issues, trends and new developments related to agriculture and the food and beverage processing industries. Up-to-date statistics are supplemented with informative charts and diagrams. To gauge Alberta's performance, comparative data and information are often available for Canada and the provinces.

The estimates present potential marketings (i.e. supply which could become available), based on the size of the breeding herd and imports. Such information is useful to producers and others when making decisions relating to marketings, pricing, future production, as well as in estimating farm income and farm expenses.

The process involves verifying commodity supply and disposition variables to arrive at ending stocks. The supply variables are opening stocks, births and imports (interprovincial/international), while the disposition variables include deaths and condemnations, marketings, and exports (interprovincial/international). Administrative data are used where available, supplemented with some estimates where data are not timely or available. Hence, **the inventory estimates are subject to revision**. Given this limitation, users are advised to exercise some caution when using the estimates.

Please visit the following website for a complete listing of Agri-Food Statistics Update releases:

[http://www1.agric.gov.ab.ca/\\$department/deptdocs.nsf/all/sdd5270](http://www1.agric.gov.ab.ca/$department/deptdocs.nsf/all/sdd5270)

Note to Users: The contents of this document may not be used or reproduced without properly accrediting Alberta Agriculture and Rural Development, Economics and Competitiveness Division, Statistics and Data Development Branch.

July 1, 2014 Livestock Inventory Estimates Alberta/Canada

On August 21, Statistics Canada released the July 1, 2014 inventory estimates for cattle, pigs, and sheep on farms in Alberta and other Canadian provinces.

Key Messages

Cattle and Calves Inventories

- ⇒ As of July 1, 2014 cattle and calves on Alberta farms totalled 5.5 million head, down 1.2 per cent from July 1, 2013.
- ⇒ The decline in inventory was mainly due to a drop in all cattle classes with the exception of bulls and steers.
- ⇒ One of the major factors impacting inventories are strong cattle prices that have provided an incentive for producers to market their animals.

Pig Inventories

- ⇒ Alberta's total pig inventory on farms was estimated at 1.5 million head, up 2.4 per cent from a year previous.
- ⇒ Inventories increased for all classes of animals with the exception of boars, which remained flat.
- ⇒ Among the factors impacting hog inventories were the strong slaughter hog prices, favourable Canadian dollar and a positive feed outlook.

Sheep and Lamb Inventories

- ⇒ As of July 1, 2014 the size of the provincial flock was 201,000 head, down 1.5 per cent from a year earlier.

Other Comparisons

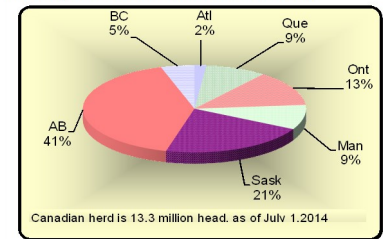
- ⇒ Nationally, cattle and calf, and sheep and lamb inventories fell, while hog inventories increased.
- ⇒ Alberta currently ranks first in the nation in cattle and calf inventories; third in sheep and lamb inventories; and fourth in hog inventories.

Selected Livestock on Alberta Farms, as of July 1, 2014

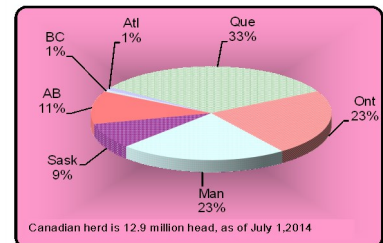
Agri-Food Statistics
Update: LS14-2

	2010	2011	2012	2013r	2014p	% Change ('14/'13)	% of West. Cda	% of Canada
	(Head)							
Total Cattle and Calves	5,425,000	5,455,000	5,460,000	5,535,000	5,470,000	-1.2	53.7	41.0
Bulls, 1 year plus	95,900	91,000	91,700	91,200	94,200	3.3	48.8	41.3
Beef Cows	1,637,700	1,596,100	1,585,900	1,600,300	1,579,100	-1.3	46.4	40.3
Milk Cows	80,600	80,500	80,600	80,200	79,900	-0.4	35.8	8.4
Heifers: dairy replacement	40,300	41,400	40,500	40,100	38,800	-3.2	37.3	8.6
Heifers: beef replacement	254,600	275,400	262,000	267,300	252,100	-5.7	46.1	40.9
Heifers: slaughter	739,600	753,700	756,400	776,600	768,600	-1.0	78.1	64.1
Steers, 1 year plus	841,300	891,000	886,000	911,500	913,500	0.2	74.0	56.8
Calves, under 1 year	1,735,000	1,725,900	1,756,900	1,767,800	1,743,800	-1.4	49.9	40.0
Total Pigs	1,420,000	1,400,000	1,395,000	1,440,000	1,475,000	2.4	26.3	11.4
Breeding Stock	144,800	140,600	140,200	140,300	140,400	0.1	24.8	11.5
Boars, 6 months plus	4,900	4,500	4,300	4,300	4,300	0.0	39.8	0.4
Sows & Bred Gilts	139,900	136,100	135,900	136,000	136,100	0.1	24.5	11.4
All Other Pigs	1,275,200	1,259,400	1,254,800	1,299,700	1,334,600	2.7	26.5	11.4
Under 23 kg	465,200	485,100	483,100	488,300	488,800	0.1	24.5	10.6
23 - 53 kg	341,800	224,900	226,200	234,400	247,400	5.5	25.2	9.9
54 - 80 kg	220,200	322,300	314,500	327,800	340,000	3.7	31.5	14.8
Over 81 kg	248,000	227,100	231,000	249,200	258,400	3.7	26.1	11.1
Total Sheep and Lambs	195,000	203,000	201,000	204,000	201,000	-1.5	44.5	18.3
Rams	4,800	5,000	5,200	5,200	5,100	-1.9	44.0	19.0
Ewes	89,900	92,600	91,600	91,400	90,700	-0.8	43.5	16.2
Replacement Lambs	14,200	15,100	14,900	15,300	14,700	-3.9	42.2	15.1
Market Lambs	86,100	90,300	89,300	92,100	90,500	-1.7	45.9	21.8

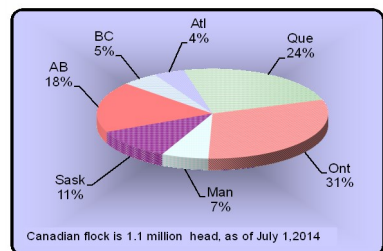
Percentage of Canadian Cattle and Calf Inventory



Percentage of Canadian Hog Inventory



Percentage of Canadian Sheep and Lamb Inventory



Alberta's Cattle and Calf Inventory decreased 1.2 per cent

As of July 1, 2014 cattle and calves on Alberta farms totalled 5.5 million head, down 1.2 per cent from July 1, 2013. The decline in inventory was mainly due to a drop in all cattle classes with the exception of bulls and steers, 1 year plus.

Alberta's total beef breeding herd, comprising cows and heifers, declined to 1.8 million head, down 1.9 per cent from the same period a year earlier. Total beef cow numbers fell 1.3 per cent to 1.6 million head, while beef heifers for replacement shrunk 5.7 per cent to 252,100 head. One of the major factor impacting inventories are strong cattle prices that have provided an incentive for producers to market their animals.

Heifers for slaughter dropped 1.0 per cent to 768,600 head, while calves decreased 1.4 per cent to 1.7 million head. The cattle classes that posted gains were bulls which rose 3.3 per cent to 94,200 head, and steers which increased marginally to 913,500 head, up 0.2 per cent. Similar to the beef herd, the provincial dairy herd (cows and heifers), fell to 118,700 head, down 1.3 per cent. Milk cows declined 0.4 per cent to 79,900 head, while dairy heifers fell 3.2 per cent to 38,800 head.

Alberta's Pig Inventory grew 2.4 per cent

Alberta's total pig herd on farms estimated at 1.5 million head, was up 2.4 per cent from July 1, 2013. The growth in inventories was due to a rise in all classes of animals with the exception of boars which remained flat.

The total market hog inventory grew 2.7 per cent to 1.3 million head. Hogs in the "Under 23 kilograms" class rose 0.1 per cent to 488,800 head, while hogs in the "23 to 53 kilogram" class was up 5.5 per cent to 247,400 head. Similarly, hogs in the "54 to 80 kilogram" class increased 3.7 per cent to 340,000 head, while the "over 81 kilogram" class was up 3.7 per cent to 258,400 head.

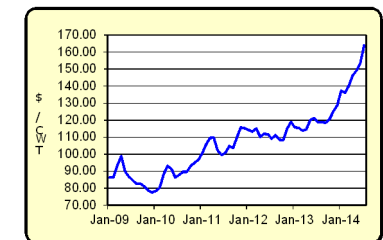
The estimated breeding inventory, comprising boars, sows and bred gilts, was up 0.1 per cent to 140,400 head, compared to same period a year earlier. Sows and bred gilts rose marginally by 0.1 per cent to 136,100 head, while boars remained unchanged at 4,300 head.

Among the factors impacting hog inventories were the strong slaughter hog prices due to the impact of Porcine Epidemic Diarrhea virus (PEDv) on the North American hog supply, a favourable Canadian dollar and a positive feed outlook.

Alberta's Sheep and Lamb Inventory declined 1.5 per cent

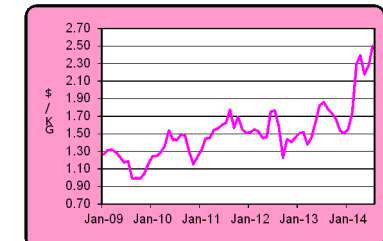
As of July 1, 2014 the size of the provincial flock on farms was 201,000 head, down 1.5 per cent from a year earlier. Ewes, at 90,700 head, were 0.8 per cent below July 1, 2013. Replacement lambs declined 3.9 per cent to 14,700 head, and market lambs decreased 1.7 per cent to 90,500 head. The total number of rams fell 1.9 per cent to 5,100 head.

Monthly Alberta Slaughter Steer Price, 2009-2014



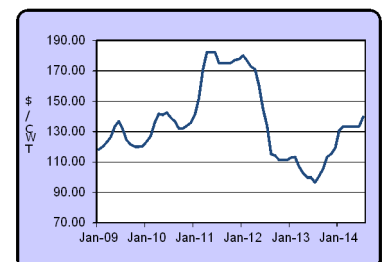
Source: Canfax

Monthly Alberta Index 100 Hog Price, 2009-2014



Source: ARD

Monthly Alberta Slaughter Lamb Price, 2009-2014



Source: Sungold Speciality Meats Ltd; ARD