

Stanley Output for Preferred Forest Management Scenario

Table 0.1 General information

Version	5.6.0
Date	Dec 16 2005
Time	12:27:48 pm
Periods to block	1..14
Max deviations (periods)	4

Table 0.2 Objectives

Objective	Weight
1. Convol (Coniferous Harvest)	1
2. Decvol (Deciduous Harvest)	2.50

Table 0.3 Preblocks

Action	Preblocks	Greenup delay	Max opening	Multi-period
Concc	32,649.9	2	360	No
Deccc	43,899.5	1	360	No

Table 0.4 Conifer Rule set "Rule Set 1"

Adjacent distance	55
Minimum block size	2
Target block size	75
Proximal distance	21
Greenup delay	2
Maximum opening size	360
Allow multi-period openings	No

Table 0.5 D, DC, and CD Rule set "Rule Set 2"

Adjacent distance	55
Minimum block size	2
Target block size	75
Proximal distance	21
Greenup delay	1
Maximum opening size	360
Allow multi-period openings	No

Table 0.6 Objective "CONVOL"

Period	Objective	Preblocks	Allocated	Percent	Weight
1	2,676,257	1,785,238	2,314,307	86.5%	5.0
2	2,676,256	2,247,839	2,676,160	100.0%	5.0
3	2,676,257	1,515,659	2,676,265	100.0%	3.0
4	2,676,257	1,118,349	2,676,216	100.0%	1.0
5	2,676,257	91,151	2,676,274	100.0%	1.0
6	2,676,257	0	2,676,211	100.0%	1.0
7	2,676,257	0	2,676,119	100.0%	1.0
8	2,676,257	0	2,676,243	100.0%	1.0
9	2,676,257	0	2,676,126	100.0%	1.0
10	2,676,257	0	2,676,221	100.0%	1.0
11	2,676,257	0	2,676,152	100.0%	1.0
12	2,676,257	0	2,676,267	100.0%	1.0
13	2,544,255	0	2,313,084	90.9%	0
14	2,518,401	0	400,940	15.9%	0
Total	37,177,734		34,466,585	92.7%	

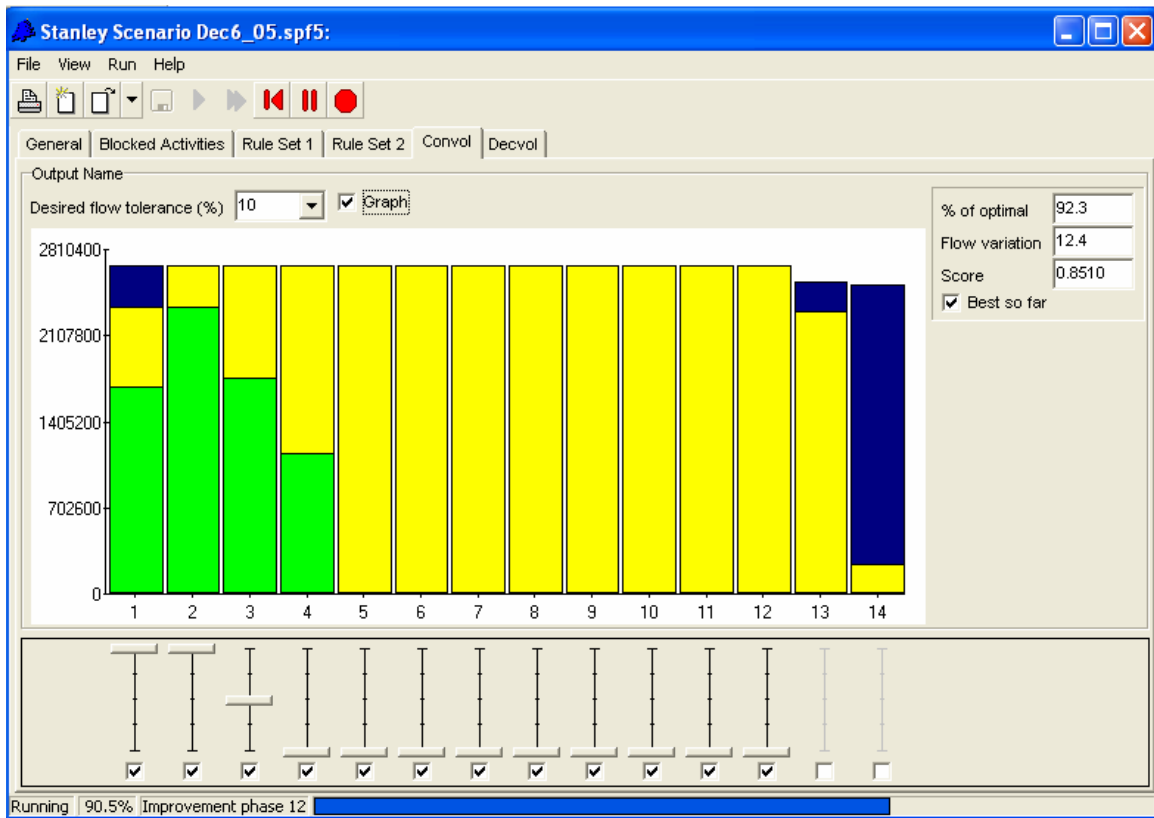


Figure 0.1 Objective "CONVOL"

Table 0.7 Objective "DECVOL"

Period	Objective	Preblocks	Allocated	Percent	Weight
1	1,674,090	1,083,158	1,597,940	95.5%	5.0
2	1,674,090	1,186,155	1,496,702	89.4%	5.0
3	1,674,090	420,382	1,663,991	99.4%	4.0
4	1,674,090	144,411	1,570,604	93.8%	3.0
5	1,674,090	1,383	1,659,577	99.1%	3.0
6	1,674,090	0	1,651,305	98.6%	3.0
7	1,674,090	0	1,499,781	89.6%	3.0
8	1,674,090	0	1,565,661	93.5%	3.0
9	1,674,090	0	1,621,042	96.8%	3.0
10	1,674,090	0	1,638,525	97.9%	3.0
11	1,674,090	0	1,622,850	96.9%	3.0
12	1,674,090	0	1,663,595	99.4%	3.0
13	876,915	0	184,954	21.1%	0
14	765,213	0	181,295	23.7%	0
Total	21,731,208		19,617,823	90.3%	

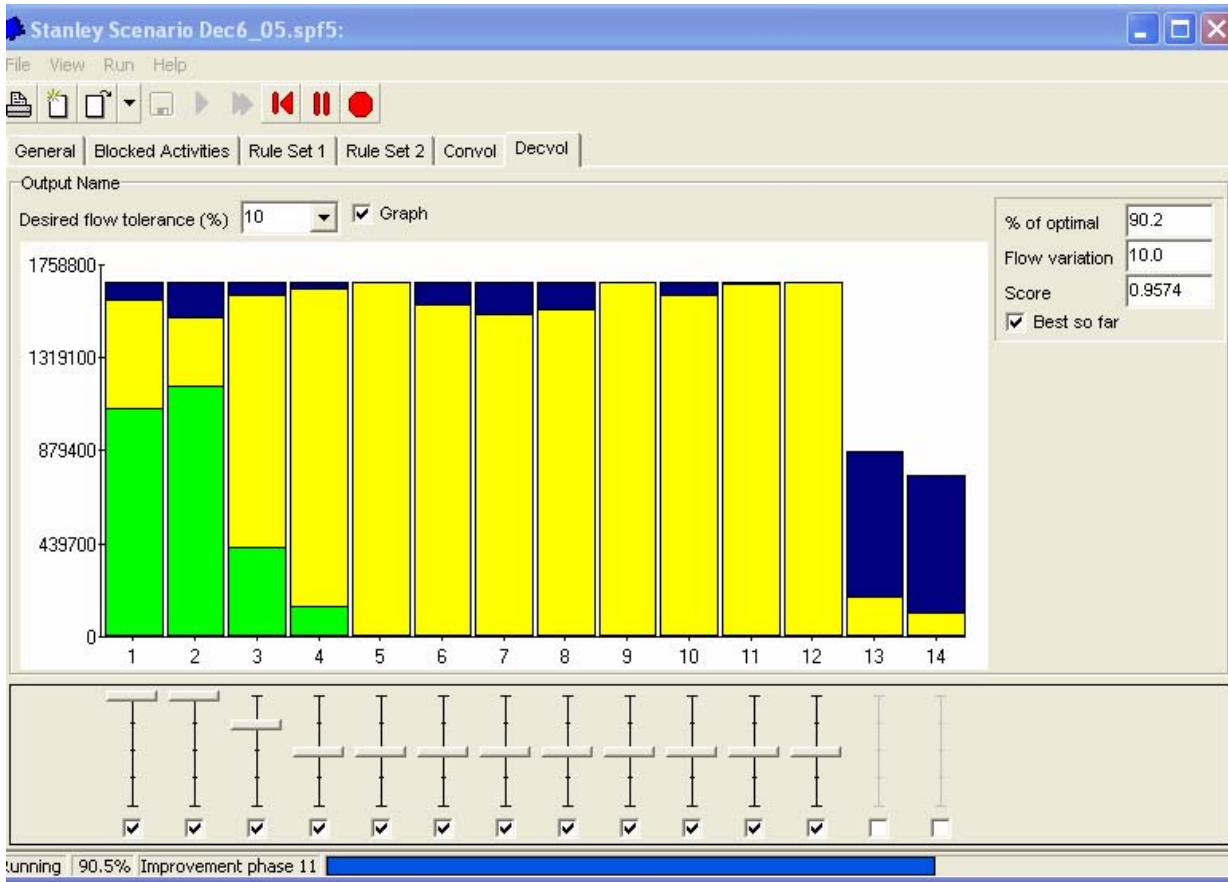


Figure 0.2 Objective "DECVOL"

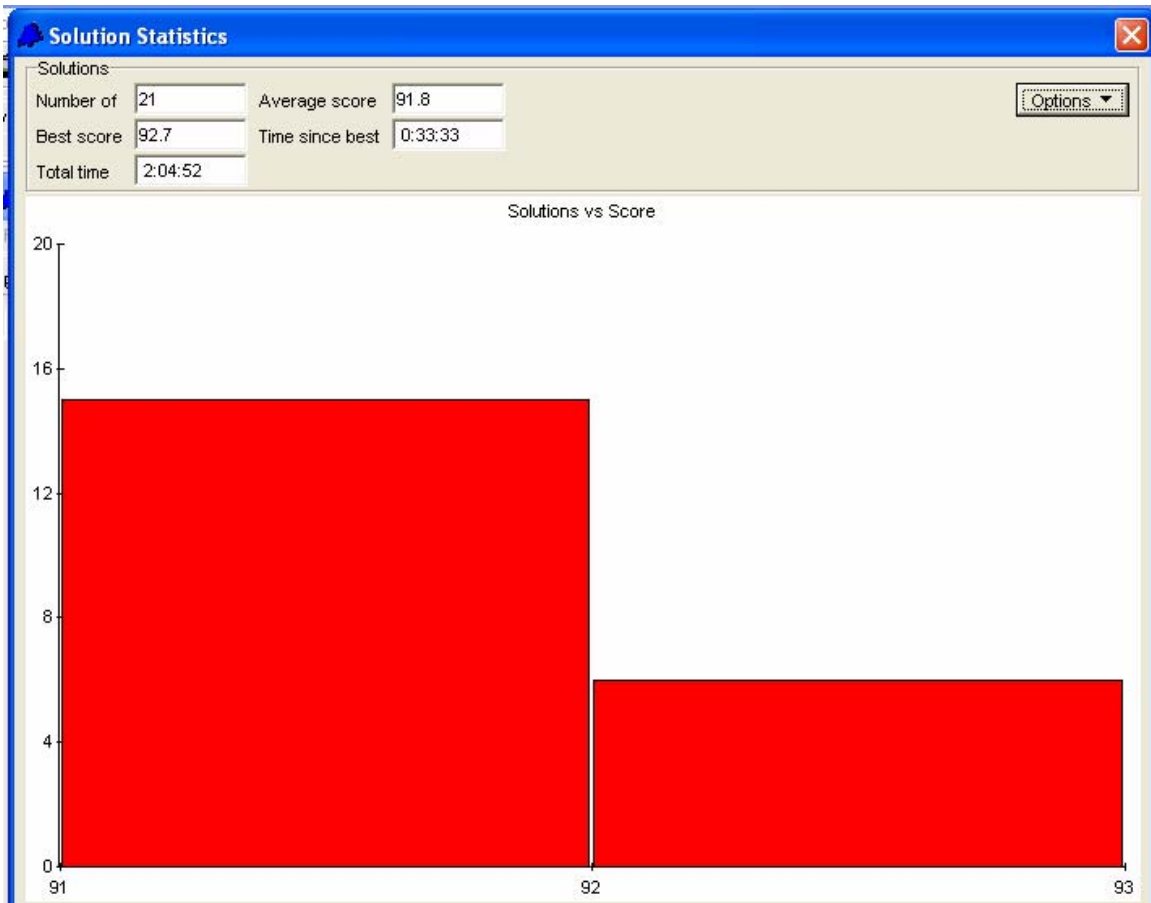


Figure 0.3 Solution Statistics