


Agricultural Hand Signals Flash Card Activity

Objective: Understanding the standard hand signals provides a way to communicate the needed information correctly and reduce the risk of accidents/injuries.

Background: Noise from machinery and/or distance between workers often leads to poor communication which can lead to accidents and/or injuries. Hand signals are an ideal way for people to communicate with each.

Alberta





Ways to use flash cards:

1. Show flashcard of hand signal and ask group what it means.
2. Use reverse side of flash card. For example, ask students to demonstrate how to tell someone to start the engine.
3. Discuss why it is important to understand what others are trying to tell you
4. Play a game of 'Simon Say's' to help the students learn the hand signals
5. Break students into small groups and have them practice the flash cards with each other.

Move Out/Take Off

Example: You have hitched an implement for the operator and connected the PTO; signal the person to move out for field work.





Left Turn

Example: Use this signal for public roadway travel or anywhere others may be following you.

Lower Equipment

Example: Use this signal to have operator lower tractor bucket or machine header.




Move Toward Me Follow Me

Example: Use this signal to motion an equipment operator to move toward you or move equipment in a crowded area where side visibility is poor.

Raise Equipment

Example: Use this signal to have operator raise machine header or tractor bucket.

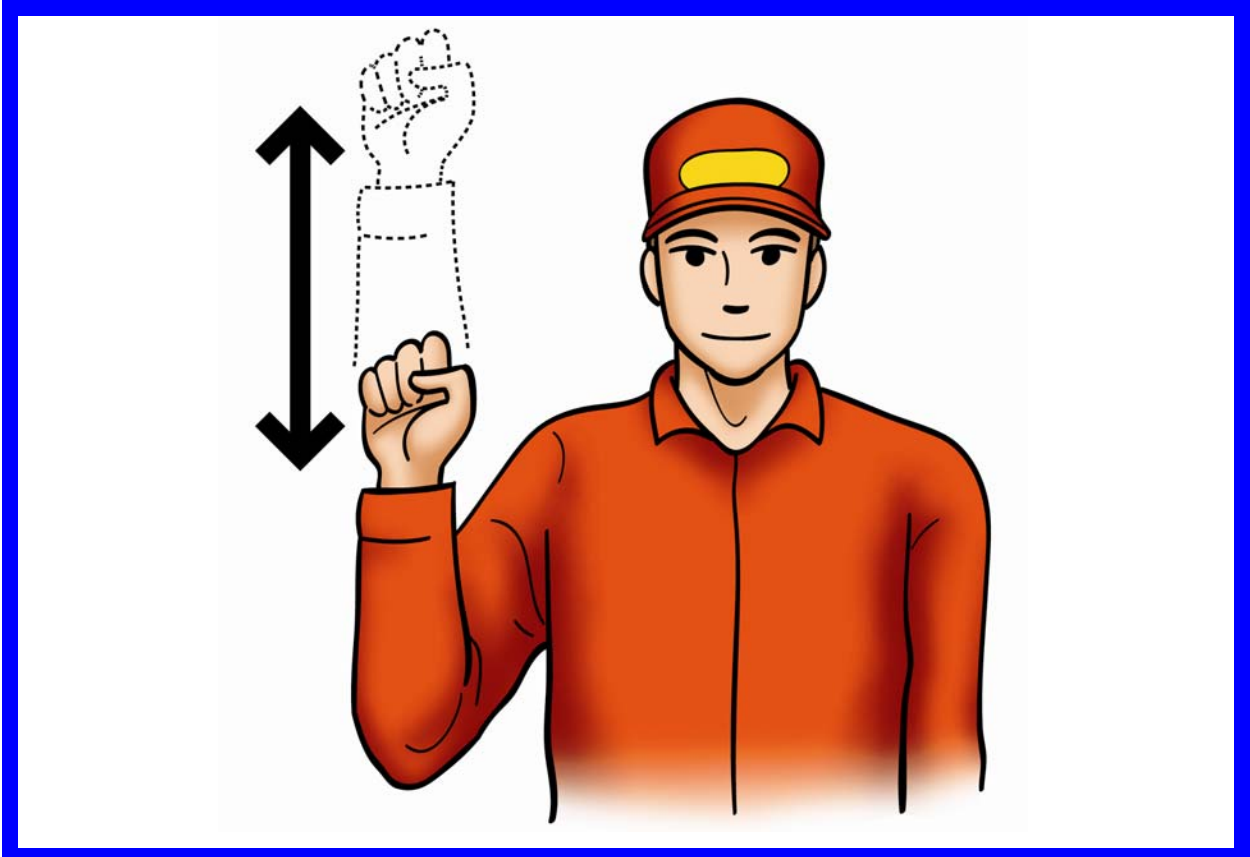



Right Turn

Example: Use this signal for public roadway travel or anywhere others may be following you.

This Far To Go

Example: Use this signal to assist a tractor operator in backing a loaded wagon or hitching to a wagon.





Slow It Down

Example: You are going to fast;
slow down.

Speed It Up

Example: You want the tractor
operator to increase the speed.



Start The Engine

Example: You need to signal the operator to start the engine after some adjustment has been made.

Stop The Engine

Example: You need to have the operator stop the engine for some adjustments to the machinery.



Stop

Example: The tractor and forage wagon are now positioned for unloading into the silage blower. You signal the operator to stop.

Come To Me

Example: You have opened the gate for the cows to be brought forward. You will signal your co-workers to bring the cattle towards you through the gate.