


The Newborn Calf



Roll Call:

Use one word to describe a newborn calf.

Objectives

Level One

Understanding the innate instincts of the bison.

The importance of colostrum.

What does the baby need?

The first month.

Level Two

Review of the first few days.

Diseases to watch out for.

Calf management.

Level Three

Review the needs of the newborn.

Bottle feeding the baby bison.

Creep feeding calves.

Activity Solutions for The Newborn Calf

Activity solution level one - Page 81

Ultimate challenge

This activity is a great interactive way to introduce the survival instincts of the bison herd. Encourage all the members and family to participate in this activity. In the level one manual the members are given a scenario about protecting their treasure from the pirates. Now change the scenario and have the entire room participate.

Procedure:

Gather the group on one side of the room.

Have all participants make a straight line tallest to shortest.

You need to designate certain individuals to be the following:

20% of the shortest people are going to be the calves.

30% of the middle height people are going to be wolves.

50% will be the adult bison.

(For example, if you have 10 people the breakdown is 2 calves; 3 wolves; 5 adults)

Give the baby a scarf or something that can be grabbed by the wolf to indicate that they have a baby taken down. (Don't let the baby wrap the scarf around their neck! The scarf must be just tucked loosely into the clothing and it cannot be held or tied on. If the wolf grabs the scarf it should come easily free from the baby.

Read them the following scenario:

For the bison herd:

You are a wild herd of bison that make your home in the majestic foothills of the Rockies. You are being tracked by a hungry pack of wolves and you are down to only 40% of your calf crop left so you know that it is important to protect the babies from the wolves. How will you do this? You cannot pick up the babies and carry them, but you must figure out how you can move as a group and protect them from the wolves.

Alberta 4-H Bison Project - Leader

For the wolves:

You are hungry, and you have been following the herd continuously looking for the opportunity to feast. If you are confronted head on with an adult bison, you will not win. Don't argue, just save your energy and seize the right moment.


Make a course with a starting point and a finishing point. You may wish to make obstacles that the herd must maneuver around. Remember this is not a race, they must get their babies safely through without the wolves getting them! Once everyone is clear as to their role. Let the games begin!!

Activity solution level one - Page 82

Take a look at this cartoon that was taken out of the book "Cattle & Us Frankly Speaking" by Frank Jacobs.



Terrible, unhealthy life of 'imprisoned' feedlot steer.



'Happy' range cow in a natural 'free and open' environment.

Frank Jacobs

Cartoons taken from the book "Cattle and Us Frankly Speaking" by

Can you list at least six things that domestication has provided for the animal?

1. Clean readily available water source
2. Proper Nutrition
3. Protection from sun
4. Pest and predator protection
5. Protection from wind
6. Comfortable & managed environment

Activity solution level one - Page 85

The first month

Fill in the blanks in the sentences below using the words in the box. Use each word only once.

The best milk for the calf comes from its mother.

The most important things the calf receives from the colostrum are the antibodies.

Vitamins and minerals are also found in the colostrum.

It is important to make sure that your newborn calf receives the colostrum as quickly as possible.

Feeding the newborn calf properly is important for its future growth.

Always remember to give bison a lot of space, especially at calving time.

Your goal is to raise strong, healthy calves.

Be sure to provide a fresh, clean environment for the calf to be born in.

In the wild, bison herds will migrate with the change of seasons.

Activity solution level two - Page 71

The first few days

MINERALS

LAXATIVES

PROTEINS

VITAMINS

ANTIBODIES

Activity solution level three - Page 60

Let's review

1. antibodies
2. vitamin A
3. meconium
4. absorb
5. yellowish


Activity solution level two - Page 75

What's the problem - Word search


- ANTI BODIES
- APPETITE
- CLEAN
- COLOSTRUM
- DRY
- ENERGY
- GROWTH
- MINERAL
- MOTHER
- PROTEIN
- TEMPERATURE
- VITAMINS
- WATER

T	Y	N	A	E	L	G	*
E	V	E	R	G	H	O	S
M	I	N	E	R	A	L	E
P	T	E	H	O	T	O	I
E	A	R	T	W	N	S	D
R	M	G	O	T	I	T	O
A	I	Y	M	H	E	R	B
T	N	D	R	Y	T	U	I
U	S	L	A	E	O	M	T
R	W	A	T	E	R	H	N
E	T	I	T	E	P	P	A

Answer **HEALTHY**



Bison Handling



Roll Call:

List one thing you must remember when working with bison.

Objectives

Level One

The importance of being safety smart.
Ensuring safe transportation to minimize stress.
The identification system in Canada.
The plus and minus of horned versus dehorning.

Level Two

Review of bison behaviour.
Parts and components of bison handling facilities.
Safe transportation of bison.

Level Three

Construction of handling facilities for bison.
Fencing the perimeter of bison pastures.
Condition calming of bison calves for handling.

You're On a Search

Provide the members with the magazines that they can look through and find pictures of the horned versus dehorned bison.

Alberta 4-H Bison Project - Leader

Level Three

Review activity

This is the same handling system that was used in level two. Members are encouraged to make a connection between how the Native American Indians moved bison in the past to how they are handled through a system today.

Suggested meeting plan

Provide the members with a bucket of Lego and have them design a handling system. Encourage them to really think about what parts they need for the ideal handling system. You may match the members up based on experience so that they work in teams. After a set amount of time have them present their handling system to the rest of the group.

Have a guest speaker in, or visit a bison operation and see their handling system.

View a video on safe bison handling. On the next page is an order form for a video available through Alberta Agriculture, or contact your local 4-H specialist to see if you can borrow a copy of this video to play at your meeting.

Activity Solutions for Bison Handling

Activity solution level one - Page 91


Find your way...

In this activity the members are challenged to make the right decisions and that will lead them through the day to dinner.


Activity solution level one - Page 93

Mystery word

BISON



Range and Pasture Management



Roll Call:

Name one plant that you might find out in the pasture.

Objectives

Level One

Difference between range and pasture.

Proper management of range and pasture lands.

Identifying the different types of plants that grow on grazing areas.

Identifying a few weeds that may be dangerous to bison.

Level Three

Senior members are challenged to present some information to the club. You could suggest that they complete or arrange one of the following activities as a great learning experience.

Suggested meeting plan

Arrange to go on a nature walk. If you can find someone that is knowledgeable about the various plants invite him or her to guide you, otherwise get a book that identifies the native plants of Alberta. Such books are available from Alberta Agriculture offices.

Alberta 4-H Bison Project - Leader

Depending on the time of year, and the snow cover, have members go out in the pasture and cut a few plants to bring in. See if you can identify the various plants that are brought in. Would they provide a lot of feed value?

If you can time this section to happen at a time of the year that you can arrange for a tour of some pastures it would be beneficial to all members to go out and see a range close up. Have the members stake off a specific area and assess the plants that are in that area. Is this a heavily grazed area or not so grazed? On any given day is there much for wildlife in this range?

Have a scavenger hunt set up in a range or pasture and break into teams. Provide the members with a sheet that will list all the varieties that are present in the specified area and have the teams go out on a search for them. You can follow this activity up with a picnic. This event would be a good one to invite another livestock club to join you, as pasture management is important for all livestock.

Identifying the plants in a range or pasture could be a fun learning activity for all involved.



Activity Solutions for Range and Pasture Management

Activity solution level one - Page 102


Know your plants

NGREA	RANGE
RSTUPAE	PASTURE
BROFS	FORBS
ZAERG	GRAZE
NMGEAA	MANAGE
SSBRHU	SHRUBS
SSSEARG	GRASSES
DGSSEE	SEDGES
SSHRUE	RUSHES


Activity solution level two - Page 87

Word search contains the following words:

PATCH	RYE	BROME
FORAGE	REGROWTH	CONSERVE
SOIL	INVADER	MIX
EAT	RANGE	PASTURE
FORBS	MANAGE	SHRUBS
GRASSES	SEDGES	RUSHES



Business Management



Roll Call:

Can you list one thing that you think would be important to keep as a record?

Objectives

Level One

To introduce the members to the importance of record keeping. Why do we bother?

Give the members an idea of the how to keep records?

Develop skills of recording things on calendars.

Level Two

Further develop the member's skills about recording information.

Internet search for information.

Develop a simple record keeping system specific to their project.

Level Three

Look at a variety of bison business ventures.

Develop a business plan for any bison business of their choice.

Share with the other members of the club.

Alberta 4-H Bison Project - Leader

Level Two

Members are encouraged to look in a number of different sources for bison related businesses these may include everything from primary production to bison craft retailers or restaurants. There are a number of places to find these businesses such as the internet, magazines, community brochures, newspapers, etc.

Level Three:

Members are encouraged to display the information that they have gathered with regards to bison businesses.

Meeting suggestions:

Have senior members working on their level three plan an activity to do with the other members of the group, or have them present some of the information that they have learned while looking at a variety of bison businesses that are operating in Alberta and other parts of Canada and the United States.

Invite a guest speaker to come in and discuss the importance of developing a good business plan. This might be an agri-food specialist, a banker or investor, a current business owner.

Allow the members that have worked on a business plan to present their plan to the group.

Activity Solutions for Business Management

Activity solution level one

Page 106 & 107

Activity solution level two

Page 90 & 91

Activity solution level three

Page 83 & 84

Record it....BISON!

This is a fun activity to do with your club. Involve all the members, parents and siblings. The first thing that you need to do is fill in the card below. This will be your "bison" card, this is like a bingo card.

In the five squares under the letter "B" put down any five numbers from 0 - 9.

In the five squares under the letter "I" put down any five numbers from 10 - 19.

In the five squares under the letter "S" put down any five numbers from 20 - 29.

In the five squares under the letter "O" put down any five numbers from 30 - 31.

In the five squares under the letter "N" put down any five numbers from 40 - 49.

Alberta 4-H Bison Project - Leader

Once you have completed this, you are ready to start the game. The number caller will decide what pattern you need to fill on your "bison" card. For example, all squares on the card are a blackout, or all the squares in the top line and all the squares in the "S" column; this would be a "T". When the game starts, you will hear the caller say something like "S 29" then if you have that number you fill in that square. Once you have the pattern, that was said at the beginning all filled in you put up your hand and yell "BI SON"!
Have fun!

B	I	S	O	N

Alberta 4-H Bison Project - Leader

All levels:

Below is the list of numbers for the caller. The caller will need to decide what pattern the members are trying to complete. As a number is pulled it can be set to the side, once a member has completed their card and called "bison" the caller can check it.

B 0	I 10	S 20	O 30	N 40
B 1	I 11	S 21	O 31	N 41
B 2	I 12	S 22	O 32	N 42
B 3	I 13	S 23	O 33	N 43
B 4	I 14	S 24	O 34	N 44
B 5	I 15	S 25	O 35	N 45
B 6	I 16	S 26	O 36	N 46
B 7	I 17	S 27	O 37	N 47
B 8	I 18	S 28	O 38	N 48
B 9	I 19	S 29	O 39	N 49

