

# Agri-Food Statistics Update



## Issue No: LS17-2

Collected from a variety of sources, the Statistics and Data Development Section monitors statistical indicators of agri-food activity for Alberta. The Agri-Food Statistics Update is designed to provide users with commentary on current issues, trends and new developments related to agriculture and the food and beverage processing industries. Up-to-date statistics are supplemented with informative charts and diagrams. To gauge Alberta's performance, comparative data and information are often available for Canada and the provinces.

The estimates present potential marketings (i.e. supply which could become available), based on the size of the breeding herd and imports. Such information is useful to producers and others when making decisions relating to marketings, pricing, future production, as well as in estimating farm income and farm expenses.

The process involves verifying commodity supply and disposition variables to arrive at ending stocks. The supply variables are opening stocks, births and imports (interprovincial/international), while the disposition variables include deaths and condemnations, marketings, and exports (interprovincial/international). Administrative data are used where available, supplemented with some estimates where data are not timely or available. Hence, **the inventory estimates are subject to revision**. Given this limitation, users are advised to exercise some caution when using the estimates.

Please visit the following website for a complete listing of Agri-Food Statistics Update releases:

[http://www1.agric.gov.ab.ca/\\$department/deptdocs.nsf/all/sdd5270](http://www1.agric.gov.ab.ca/$department/deptdocs.nsf/all/sdd5270)

Note to Users: The contents of this document may not be used or reproduced without properly accrediting Alberta Agriculture and Forestry, Economics and Competitiveness Branch, Statistics and Data Development Section.

## July 1, 2017 Livestock Inventory Estimates Alberta/Canada

On August 18, Statistics Canada released the July 1, 2017 inventory estimates for cattle, pigs, and sheep on farms in Alberta and other Canadian provinces.

### **Key Messages**

#### **Cattle and Calves Inventories**

- ⇒ Cattle and calves on Alberta's farms totalled 5.3 million head, down 0.5 percent from July 1, 2016.
- ⇒ Cattle and calf inventories were influenced by strong prices which led to increased marketings in the first half of 2017.
- ⇒ Following a decline in the last six months of 2016, cattle prices were up during the first half of 2017.

#### **Pig Inventories**

- ⇒ Alberta's total pig herd on farms was estimated at 1.5 million head, up 1.0 percent from July 1, 2016.
- ⇒ The major factor encouraging growth in pig inventories was relatively strong slaughter hog prices driven by high consumer demand for pork.

#### **Sheep and Lamb Inventories**

- ⇒ The size of the provincial flock on farms in Alberta was 190,000 head, down 1.6 percent from a year earlier.
- ⇒ Strong slaughter lamb and sheep prices continue to encourage marketings.

#### **Other Comparisons**

- ⇒ Nationally, cattle and calf, and pig inventories grew, while sheep and lamb inventories decreased.
- ⇒ Alberta continues to rank first in the nation in cattle and calf inventories; third in sheep and lamb inventories; and fourth in pig inventories.

	2013r	2014r	2015r	2016r	2017p	% Change (*17/'16)	% of West. Cda	% of Canada
	(Head)							
<b>Total Cattle and Calves</b>	<b>5,535,000</b>	<b>5,455,000</b>	<b>5,305,000</b>	<b>5,355,000</b>	<b>5,330,000</b>	<b>-0.5</b>	<b>54.1</b>	<b>41.2</b>
Bulls, 1 year plus	91,200	91,200	91,700	94,500	94,700	0.2	48.7	41.7
Beef Cows	1,600,300	1,579,100	1,509,100	1,559,300	1,550,900	-0.5	46.4	40.8
Milk Cows	80,200	79,900	80,000	80,500	79,500	-1.2	34.8	8.4
Heifers: dairy replacement	40,100	38,800	38,800	39,800	38,700	-2.8	35.1	8.5
Heifers: beef replacement	261,300	252,100	268,100	277,700	276,300	-0.5	46.2	41.0
Heifers: slaughter	776,600	764,600	689,600	666,800	627,800	-5.8	77.3	62.6
Steers, 1 year plus	911,500	905,500	942,900	921,100	900,600	-2.2	74.3	55.0
Calves, under 1 year	1,773,800	1,743,800	1,684,800	1,715,300	1,761,500	2.7	52.4	41.8
<b>Total Pigs</b>	<b>1,440,000</b>	<b>1,475,000</b>	<b>1,460,000</b>	<b>1,475,000</b>	<b>1,490,000</b>	<b>1.0</b>	<b>24.2</b>	<b>10.5</b>
<b>Breeding Stock</b>	<b>140,300</b>	<b>140,400</b>	<b>141,000</b>	<b>140,800</b>	<b>142,400</b>	<b>1.1</b>	<b>23.3</b>	<b>11.2</b>
Boars, 6 months plus	4,300	4,300	4,400	4,900	4,800	-2.0	41.0	20.3
Sows & Bred Gilts	136,000	136,100	136,600	135,900	137,600	1.3	22.9	11.0
<b>All Other Pigs</b>	<b>1,299,700</b>	<b>1,334,600</b>	<b>1,319,000</b>	<b>1,334,200</b>	<b>1,347,600</b>	<b>1.0</b>	<b>24.4</b>	<b>10.5</b>
Under 23 kg	488,300	483,800	491,200	520,600	499,200	-4.1	22.1	9.8
23 - 53 kg	234,400	247,400	241,900	247,400	266,400	7.7	26.5	10.8
54 - 80 kg	320,800	323,000	290,400	281,100	294,400	4.7	24.0	11.3
Over 81 kg	256,200	280,400	295,500	285,100	287,600	0.9	27.7	10.7
<b>Total Sheep and Lambs</b>	<b>204,000</b>	<b>200,000</b>	<b>196,000</b>	<b>193,000</b>	<b>190,000</b>	<b>-1.6</b>	<b>42.3</b>	<b>18.4</b>
Rams	5,200	4,900	4,600	4,700	4,500	-4.3	41.7	18.2
Ewes	91,400	90,200	89,400	89,400	86,800	-2.9	42.0	16.7
Replacement Lambs	15,300	14,200	14,700	15,900	16,200	1.9	40.9	18.6
Market Lambs	92,100	90,700	87,300	83,000	82,500	-0.6	42.9	20.5

### Alberta's Cattle and Calf Inventory decreased 0.5 percent

As of July 1, 2017, cattle and calves on Alberta farms totalled 5.3 million head, slightly down by 0.5 percent from July 1, 2016. The decrease in inventory was mainly due to a decline in all cattle classes with the exception of bulls and calves, under one year. Cattle and calf inventories were influenced by strong prices which led to increased marketings in the first half of 2017. Cattle slaughter was up 7.9 percent to 914,200 head, while international exports rose 8.6 percent to 154,900 head.

Alberta's total beef breeding herd, comprising cows and heifers fell 0.5 percent to 1.8 million head. Total beef cows numbers declined 0.5 percent to 1.6 million head, while beef heifers for replacement were also down 0.5 percent to 276,300 head. The decline in breeding stock was largely due to higher cow and heifer slaughter levels in the first half of 2017, compared to 2016.

Posting declines were heifers for slaughter which decreased 5.8 percent to 627,800 head, steers fell 2.2 percent to 900,600 head. Increasing were bull that rose marginally by 0.2 percent to 94,700 head, and calves which grew 2.7 percent to 1.8 million head. Alberta's dairy herd, comprising of milk cows and dairy replacement heifers decreased by 1.8 percent to 118,200 head, compared to July 1, 2016.

### Alberta's Pig Inventory grew 1.0 percent

Alberta's total pig herd is estimated at 1.5 million head, up 1.0 percent from July 1, 2016. Inventories increased for all classes of animals with the exception of boars and hogs in the "Under 23 kilograms" class. The major factor encouraging growth in pig inventories was relatively strong slaughter hog prices driven by high consumer demand for pork.

The total market hog inventory grew 1.0 percent to 1.3 million head. Hogs in the "23 to 53 kilogram" class increased 7.7 percent to 266,400 head, while hogs in the "54 to 80 kilogram" class were up 4.7 percent to 294,400 head. Hogs in the "Over 81 kilogram" class grew 0.9 percent to 287,600 head. Declining were hogs in the "Under 23 kilograms" class that fell 4.1 percent to 499,200 head.

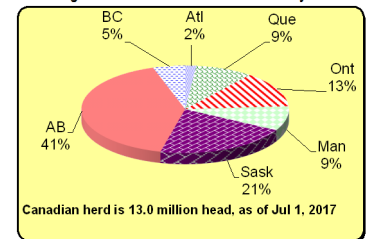
The estimated breeding inventory, comprising boars, sows and bred gilts, was up 1.1 percent from July 1, 2016 to 142,400 head. Sows and bred gilts increased 1.3 percent to 137,600 head, while boars decreased 2.0 percent to 4,800 head, largely due to the increased use of artificial insemination.

### Alberta's Sheep and Lamb Inventory declined 1.6 percent

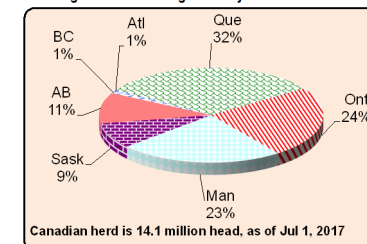
As of July 1, 2017, the size of the provincial sheep and lamb flock was 190,000 head, down 1.6 percent from a year earlier, and marks the fourth consecutive year-over-year decline. The drop in inventory was mainly due to a decline in all classes of animals with the exception of replacement lambs. Strong slaughter lamb and sheep prices continue to encourage marketings.

Ewes, at 86,800 head, were 2.9 percent below July 1, 2016 numbers. Replacement lambs increased 1.9 percent to 16,200 head, while market lambs slightly decreased 0.6 percent to 82,500 head. The total number of rams fell 4.3 percent to 4,500 head.

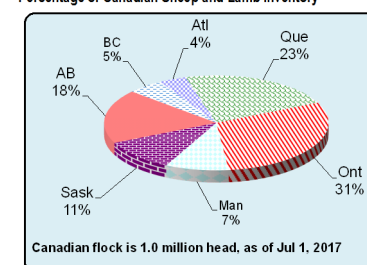
Percentage of Canadian Cattle and Calf Inventory



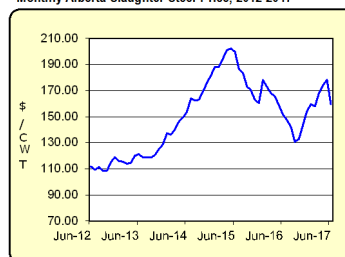
Percentage of Canadian Hog Inventory



Percentage of Canadian Sheep and Lamb Inventory

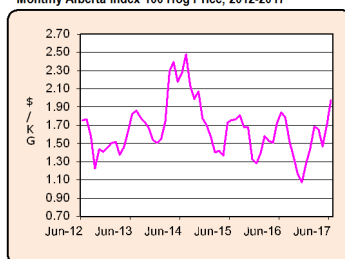


Monthly Alberta Slaughter Steer Price, 2012-2017



Source: Canfax

Monthly Alberta Index 100 Hog Price, 2012-2017



Source: AF

Monthly Alberta Slaughter Lamb Price, 2012-2017



Source: Sungold Specialty Meats Ltd; AF