

Alberta Farm Input Prices

An Overview of 2013-2014



Introduction and Methodology

Since 1976, Alberta Agriculture and Rural Development, Statistics and Data Development Branch has conducted a monthly survey of prices for selected Alberta farm inputs. The prices are collected by the Alberta Federation of Agriculture in partnership with the Statistics and Data Development Branch.

In 2001, a comprehensive review of the survey was undertaken, to ensure that the inputs monitored were relevant and consistent with Alberta's current farming practices and that there was adequate coverage across the province. Effective July 2001, the number of farm inputs priced monthly was increased to 53 from 45, and the number of centers monitored across Alberta expanded to 25 from 18. The revised list of farm inputs included a number of new inputs, while some of the old inputs were dropped or modified. Further reviews were completed in June 2006, July 2007, and January 2012 to ensure continued relevance. As such, some farm inputs in 2013 and 2014 are not comparable on a "year-over-year" basis with previous years.

Just to caution, the monthly average prices in this report are intended to serve as a guide only. Actual prices at specific locations may differ from the provincial averages provided in this report.

To access this report, and monthly Alberta farm input prices data, please visit the Alberta Agriculture and Rural Development website at:

<http://www.agriculture.alberta.ca/app21/infopage?cat1=Statistics&cat2=Farm%20Financial>

To access the Alberta farm input prices online charting function visit:

<http://www.agric.gov.ab.ca/app21/farminputprices>

For further information on Alberta farm input prices, please contact:

Alberta Agriculture and Rural Development
Economics and Competitiveness Division
Statistics and Data Development Branch
302, 7000 - 113 St.
Edmonton, Alberta T6H 5T6
Phone: 780-427-4011
Fax: 780-427-5220

The Department gratefully acknowledges the contribution of the individuals collecting farm input prices in Alberta for the Alberta Federation of Agriculture, in partnership with Alberta Agriculture and Rural Development, Economics and Competitiveness Division, Statistics and Data Development Branch.

Note to Users: The contents of this document may not be used or reproduced without properly accrediting Alberta Agriculture and Rural Development, Economics and Competitiveness Division, Statistics and Data Development Branch.

As of April 1, 2009, this project was sponsored by Growing Forward, a federal-provincial-territorial agreement.

Table 1 - Average Monthly Farm Input Prices for Alberta (\$) - January to June - 2013

FARM INPUT ITEMS	Jan 2013	Feb 2013	Mar 2013	Apr 2013	May 2013	Jun 2013
Construction Grade Lumber, 2x6, spruce, M	484.26	500.60	495.54	524.43	511.38	490.49
Rough Grade Lumber, 2x8, spruce, M	563.91	561.10	548.11	545.78	544.93	548.75
Sheathing, plywood, spruce, un-sanded, 9.6 mm, 4'x8' sheet	15.64	15.70	16.13	16.55	16.33	16.30
Fence Posts, standard grade, treated, 3-4" diameter, 7' length	3.98	4.01	4.16	4.17	4.17	4.28
Ready-Mix Concrete, 20 mpa strength, cubic metre	213.59	212.94	212.15	214.56	219.40	214.64
Nails, standard grade, 4" spiral, 50 lb box	77.28	76.38	76.19	76.85	79.07	78.32
Pipe, plastic, 1" diameter, 75 psi, 100' coil	55.15	55.44	55.11	55.74	55.59	55.32
Rods, steel reinforcing, 10 mm, 6 metre length	6.41	6.42	6.35	6.37	6.36	6.35
Barbed Wire, 12 gauge, double strand, 40 kg, 80 rod spool	67.90	67.86	67.75	68.06	66.74	65.96
Grain Bin, hopper bottom included, 4,000 bushel capacity, each *	13,408.62	13,307.71	13,553.06	13,513.00	13,421.59	13,667.30
Truck Tires, 1st line, blackwall, LT285-70R-17 Radial, enviro tax included, each	302.47	302.81	299.80	296.03	295.63	291.04
Storage Battery, 12 volt, 24 series, 525 cranking amp, each	97.31	98.11	98.47	98.75	99.20	99.89
V-Belt - Implement, 1/2" x 70", fibre, each	13.28	13.41	13.18	13.36	13.64	13.10
Antifreeze, ethylene glycol, anti-corrision, 4 litre	12.92	13.22	13.30	13.26	14.73	14.54
Mechanical Repairs, for farm machinery, shop & labour, per hour	106.50	106.95	106.55	106.64	108.63	108.10
Baler Twine, plastic, for round baler, 28,000 ft, bale	32.43	32.52	32.56	32.45	31.94	32.04
General Farm Labour, full-time, without board, per month	2,948.82	2,945.88	2,954.71	2,995.63	3,025.33	3,061.25
Tractor, FWD, 105-130 hp, 6 cylinder diesel, 12-24 spd trans., new	108,515.86	109,247.97	107,826.72	107,212.60	106,035.62	107,111.49
Tractor, 4WD, 325-375 hp, 6-8 cylinder diesel, 12-18 spd trans., new	272,528.20	274,398.84	275,647.24	277,027.16	270,324.92	273,777.42
Combine, self propelled, diesel, 323-374 hp, twin, cross or axial rotary, new*	332,166.43	335,304.52	337,298.05	332,062.30	328,959.15	333,506.83
Air Drill, 40-42', with packer wheels, 325 bu, 3 compartment tank, no variable rate,	192,251.28	193,884.98	194,518.79	196,882.63	197,933.42	197,533.33
Sprayer, pull-type, 800-900 gallon tank, 90-100' boom, new	53,887.79	54,580.44	54,944.27	56,169.49	56,531.33	56,270.72
Round Baler, pull-type, P.T.O. driven, 5'x6' hard core bale, new	44,578.67	44,648.88	44,781.22	45,495.27	45,174.08	45,736.75
Double Disc, heavy duty tandem, 19-21', 22" blades, new	43,709.59	43,680.38	43,968.31	43,923.40	43,730.05	44,164.38
3/4 Ton Truck, V-8, 5.4L or 5.9L engine, 4X4, 4 speed automatic transmission, new	39,604.32	39,488.45	39,941.86	40,495.05	41,146.05	41,248.62
Calf-starter Ration, pellets, 13-20%, bagged, 25 kg *	15.16	15.23	15.41	15.63	15.59	15.80
Dairy Supplement, pellets, 32%, bagged, 25 kg *	19.39	19.65	19.43	19.49	19.10	19.40
Feedlot Supplement, pellets, 32%, (excluding Ionophore), bagged, 25 kg *	12.59	12.57	12.31	12.65	13.42	13.66
Hog Grower Ration, pellets, 15-17%, bagged, 25 kg *	12.87	12.98	12.96	12.94	14.28	14.55
Swine Supplement, pellets, 35-40%, bagged, 25 kg *	21.45	21.61	21.73	21.83	21.39	21.76
Broiler Grower Complete Feed, 18-20%, bagged, 25 kg *	12.03	12.13	12.30	12.09	13.14	13.78
Cattle Mineral, salt-free, 18% Phosphorus & 18% Calcium, 20 kg *	27.33	27.18	27.09	27.03	28.64	28.88
Feed Barley, No. 1, non-board, farm gate, bushel	5.37	5.48	5.29	5.22	5.23	5.41
Feed Wheat, No. 1, non-board, farm gate, bushel	7.11	7.25	7.04	6.89	6.83	6.79
Feed Oats, good quality, non-board, farm gate, bushel **	2.70	2.81	2.94	2.89	2.87	2.90
Hay, good quality, over 50% Alfalfa, farm gate, ton	62.16	62.08	67.71	72.95	72.28	70.16
Fertilizer, 46-0-0, Urea, bulk, tonne	618.59	619.64	620.01	624.14	631.80	629.45
Fertilizer, 11-51-0, bulk, tonne	722.09	716.68	723.36	715.00	714.70	718.60
Fertilizer, 82-0-0, Anhydrous Ammonia, full service with applicator, bulk, tonne	1,095.78	1,104.06	1,107.72	1,094.18	1,101.53	1,095.29
Refine S6, granular, 486 gram *	272.56	271.25	273.87	277.26	274.44	274.63
Assert 300 SC, liquid, 10.8 litre	241.95	245.59	242.87	242.46	241.66	240.87
Roundup WeatherMAX, liquid, 10 litre	64.81	65.16	65.08	65.02	64.32	63.99
Penicillin, Procaine Penicillin G, injectable, short-acting, 300 mg/ml, 250 ml	15.36	15.43	15.73	15.76	16.18	16.05
Vitamin AD with E, injectable, IU/cc: A:500,000 D:75,000 E:50, 250 ml	26.66	26.76	26.73	26.83	28.36	28.05
Seed, Wheat, Certified No. 1, bulk, 100 kg	51.74	52.13	53.68	55.54	54.46	56.04
Seed, Barley, Certified No. 1, bulk, 100 kg	41.07	41.32	41.86	43.15	42.51	42.34
Seed, Roundup Ready Herbicide Tolerant Canola, Certified No. 1, treated, not including TUA, bagged, 22.7 kg **	408.64	409.30	415.68	417.98	413.71	420.20
Seed, Liberty Link Herbicide Tolerant Canola, Certified No. 1, treated, not including TUA, bagged, 22.7 kg **	557.49	558.69	561.19	566.50	582.04	579.61
Purple Gasoline, regular unleaded, marked farm fuel, 100 litres	89.33	97.67	101.98	100.81	103.43	109.80
Diesel Fuel, marked farm fuel, (provincial allowance deducted), 100 litres	92.06	98.19	101.09	102.26	101.78	103.28
Propane, liquefied, bulk, 100 litres	50.44	53.14	52.66	53.76	55.06	55.07
Natural gas, excluding service or delivery charge, provincial rebate deducted where applicable, GJ	3.24	3.18	3.03	3.40	3.92	4.01
Electricity, farm use, (excluding service or delivery charge), 100 kwh	8.83	7.65	7.52	8.16	7.57	7.74
Oil, for diesel engines, 15W-40, (environmental tax included), 5 litre *	20.18	20.20	20.30	19.32	19.46	20.34

* Specification changed as of January 2012 ** New input as of January 2012

Note: The prices reported are simple averages for the province and are based on a survey conducted in the first week of each month.

Source: Alberta Agriculture and Rural Development, Economics and Competitiveness Division, Statistics and Data Development Branch

Table 1 (Cont'd) - Average Monthly Farm Input Prices for Alberta (\$) - July to December - 2013

FARM INPUT ITEMS	Jul 2013	Aug 2013	Sep 2013	Oct 2013	Nov 2013	Dec 2013
Construction Grade Lumber, 2x6, spruce, M	489.41	490.40	496.49	492.05	506.63	519.23
Rough Grade Lumber, 2x8, spruce, M	552.27	546.93	548.66	561.58	569.56	562.71
Sheathing, plywood, spruce, un-sanded, 9.6 mm, 4' x8' sheet	16.42	16.38	15.76	16.18	15.92	15.90
Fence Posts, standard grade, treated, 3-4" diameter, 7' length	4.24	4.16	4.14	4.46	4.38	4.38
Ready-Mix Concrete, 20 mpa strength, cubic metre	209.03	213.26	210.25	212.63	211.27	211.74
Nails, standard grade, 4" spiral, 50 lb box	74.55	72.64	73.61	72.71	74.86	77.28
Pipe, plastic, 1" diameter, 75 psi, 100' coil	55.07	54.98	54.71	54.94	55.00	54.79
Rods, steel reinforcing, 10 mm, 6 metre length	6.35	6.36	6.32	6.43	6.32	6.55
Barbed Wire, 12 gauge, double strand, 40 kg, 80 rod spool	65.93	65.90	65.85	66.42	66.15	66.03
Grain Bin, hopper bottom included, 4,000 bushel capacity, each *	13,597.05	13,888.76	14,110.33	14,083.47	14,111.66	14,334.26
Truck Tires, 1st line, blackwall, LT285-70R-17 Radial, enviro tax included, each	294.47	295.37	292.13	286.99	287.96	293.65
Storage Battery, 12 volt, 24 series, 525 cranking amp, each	98.89	99.40	98.79	100.04	98.22	98.22
V-Belt - Implement, 1/2" x 70", fibre, each	12.89	13.21	13.12	13.18	12.86	13.01
Antifreeze, ethylene glycol, anti-corrosion, 4 litre	14.91	14.90	14.82	14.95	14.97	14.12
Mechanical Repairs, for farm machinery, shop & labour, per hour	108.40	109.30	109.65	108.32	108.58	110.84
Baler Twine, plastic, for round baler, 28,000 ft, bale	31.84	31.59	31.79	31.76	31.59	30.94
General Farm Labour, full-time, without board, per month	3,075.29	3,075.29	3,070.63	3,081.18	3,029.71	2,987.65
Tractor, FWD, 105-130 hp, 6 cylinder diesel, 12-24 spd trans., new	107,438.04	110,305.84	112,070.89	110,872.56	111,547.04	110,948.17
Tractor, 4WD, 325-375 hp, 6-8 cylinder diesel, 12-18 spd trans., new	275,619.12	278,530.54	282,336.43	280,424.72	280,686.85	276,366.95
Combine, self propelled, diesel, 323-374 hp, twin, cross or axial rotary, new*	332,998.87	330,584.35	340,042.25	349,905.40	352,624.45	357,063.72
Air Drill, 40-42', with packer wheels, 325 bu, 3 compartment tank, no variable rate,	198,377.19	196,426.16	198,068.87	197,570.60	197,511.38	199,117.16
Sprayer, pull-type, 800-900 gallon tank, 90-100' boom, new	57,543.96	58,325.37	58,687.33	59,272.67	56,612.66	56,999.98
Round Baler, pull-type, P.T.O. driven, 5'x6' hard core bale, new	45,008.65	45,312.05	45,207.17	45,574.73	45,485.68	45,985.44
Double Disc, heavy duty tandem, 19-21', 22" blades, new	44,098.02	44,158.76	43,839.80	43,818.28	44,297.28	44,545.30
3/4 Ton Truck, V-8, 5.4L or 5.9L engine, 4X4, 4 speed automatic transmission, new	40,523.55	40,670.10	40,298.60	40,963.52	39,548.62	39,976.09
Calf-starter Ration, pellets, 13-20%, bagged, 25 kg *	15.59	15.34	15.65	15.13	14.84	14.73
Dairy Supplement, pellets, 32%, bagged, 25 kg *	19.23	19.41	19.54	19.43	19.67	19.97
Feedlot Supplement, pellets, 32%, (excluding Ionophore), bagged, 25 kg *	13.37	12.98	13.27	13.20	13.84	13.87
Hog Grower Ration, pellets, 15-17%, bagged, 25 kg *	14.55	14.52	14.25	14.62	13.55	13.02
Swine Supplement, pellets, 35-40%, bagged, 25 kg *	21.69	21.64	21.45	20.86	21.38	21.26
Broiler Grower Complete Feed, 18-20%, bagged, 25 kg *	13.42	13.25	13.67	13.96	13.70	13.39
Cattle Mineral, salt-free, 18% Phosphorus & 18% Calcium, 20 kg *	28.63	28.76	28.75	28.92	27.60	27.83
Feed Barley, No. 1, non-board, farm gate, bushel	5.37	4.57	4.27	3.93	3.86	3.72
Feed Wheat, No. 1, non-board, farm gate, bushel	6.65	5.87	5.61	5.39	5.08	4.79
Feed Oats, good quality, non-board, farm gate, bushel **	2.82	2.78	2.74	2.73	2.64	2.55
Hay, good quality, over 50% Alfalfa, farm gate, ton	74.61	74.47	73.83	71.58	73.00	73.37
Fertilizer, 46-0-0, Urea, bulk, tonne	612.15	536.76	531.50	529.33	538.14	542.24
Fertilizer, 11-51-0, bulk, tonne	706.45	670.52	659.10	657.86	659.86	676.81
Fertilizer, 82-0-0, Anhydrous Ammonia, full service with applicator, bulk, tonne	1,089.56	924.93	896.27	893.76	913.76	914.88
Refine S6, granular, 486 gram *	263.46	263.39	262.30	266.39	268.47	269.03
Assert 300 SC, liquid, 10.8 litre	242.54	247.20	243.22	243.16	249.16	246.17
Roundup WeatherMAX, liquid, 10 litre	64.90	63.75	63.66	62.59	64.44	64.19
Penicillin, Procaine Penicillin G, injectable, short-acting, 300 mg/ml, 250 ml	16.19	16.40	16.78	16.68	16.56	16.17
Vitamin AD with E, injectable, IU/cc: A:500,000 D:75,000 E:50, 250 ml	28.10	28.09	28.05	27.98	26.52	27.08
Seed, Wheat, Certified No. 1, bulk, 100 kg	55.81	55.41	55.44	54.30	54.65	54.28
Seed, Barley, Certified No. 1, bulk, 100 kg	41.83	42.88	42.96	42.15	42.94	42.89
Seed, Roundup Ready Herbicide Tolerant Canola, Certified No. 1, treated, not including TUA, bagged, 22.7 kg **	458.40	435.43	456.29	466.41	465.40	470.85
Seed, Liberty Link Herbicide Tolerant Canola, Certified No. 1, treated, not including TUA, bagged, 22.7 kg **	576.21	572.76	570.34	566.84	566.02	565.68
Purple Gasoline, regular unleaded, marked farm fuel, 100 litres	105.39	102.50	102.90	99.61	99.23	98.74
Diesel Fuel, marked farm fuel, (provincial allowance deducted), 100 litres	102.01	99.80	104.11	104.06	106.19	108.02
Propane, liquefied, bulk, 100 litres	54.72	54.71	55.58	53.98	54.58	55.70
Natural gas, excluding service or delivery charge, provincial rebate deducted where applicable, GJ	3.08	2.83	2.95	2.99	3.64	3.57
Electricity, farm use, (excluding service or delivery charge), 100 kwh	10.46	10.47	10.41	8.66	8.30	8.26
Oil, for diesel engines, 15W-40, (environmental tax included), 5 litre *	20.50	20.39	19.58	20.45	20.45	20.48

* Specification changed as of January 2012 ** New input as of January 2012

Note: The prices reported are simple averages for the province and are based on a survey conducted in the first week of each month.

Source: Alberta Agriculture and Rural Development, Economics and Competitiveness Division, Statistics and Data Development Branch

Table 2 - Average Monthly Farm Input Prices for Alberta (\$) - January to June - 2014

FARM INPUT ITEMS	Jan 2014	Feb 2014	Mar 2014	Apr 2014	May 2014	Jun 2014
Construction Grade Lumber, 2x6, spruce, M	520.70	526.12	532.33	543.99	538.61	539.50
Rough Grade Lumber, 2x8, spruce, M	562.68	564.04	561.64	566.83	566.10	573.88
Sheathing, plywood, spruce, un-sanded, 9.6 mm, 4'x8' sheet	15.93	16.11	16.42	16.46	16.40	16.44
Fence Posts, standard grade, treated, 3-4" diameter, 7' length	4.39	4.28	4.54	4.61	4.35	4.40
Ready-Mix Concrete, 20 mpa strength, cubic metre	213.27	209.30	212.85	208.25	210.38	213.21
Nails, standard grade, 4" spiral, 50 lb box	77.19	77.18	76.84	78.06	76.89	77.59
Pipe, plastic, 1" diameter, 75 psi, 100' coil	54.53	54.68	55.57	55.94	55.96	55.98
Rods, steel reinforcing, 10 mm, 6 metre length	6.55	6.63	6.66	6.72	6.74	6.77
Barbed Wire, 12 gauge, double strand, 40 kg, 80 rod spool	66.49	66.48	66.93	66.80	67.09	67.22
Grain Bin, hopper bottom included, 4,000 bushel capacity, each *	14,344.79	14,443.33	14,646.35	14,552.15	14,722.05	14,736.35
Truck Tires, 1st line, blackwall, LT285-70R-17 Radial, enviro tax included, each	294.59	295.12	296.49	292.79	285.29	282.49
Storage Battery, 12 volt, 24 series, 525 cranking amp, each	97.32	97.05	96.91	98.69	98.40	97.50
V-Belt - Implement, 1/2" x 70", fibre, each	12.90	12.92	12.91	12.84	12.71	12.82
Antifreeze, ethylene glycol, anti-corrosion, 4 litre	14.07	14.22	14.15	14.89	15.15	15.38
Mechanical Repairs, for farm machinery, shop & labour, per hour	111.05	111.79	114.05	115.05	113.62	115.24
Baler Twine, plastic, for round baler, 28,000 ft, bale	30.98	31.13	32.07	31.99	31.79	31.86
General Farm Labour, full-time, without board, per month	2,981.76	2,996.88	3,051.67	3,151.50	3,236.50	3,251.58
Tractor, FWD, 105-130 hp, 6 cylinder diesel, 12-24 spd trans., new	111,890.97	111,579.86	112,793.09	116,843.24	114,797.91	117,113.12
Tractor, 4WD, 325-375 hp, 6-8 cylinder diesel, 12-18 spd trans., new	277,750.66	271,354.01	280,327.54	290,606.64	289,721.69	292,821.27
Combine, self propelled, diesel, 323-374 hp, twin, cross or axial rotary, new*	358,446.58	360,065.58	357,467.18	359,019.86	359,329.30	360,682.57
Air Drill, 40-42', with packer wheels, 325 bu, 3 compartment tank, no variable rate,	200,695.34	199,593.19	210,135.82	220,918.83	222,719.01	226,456.22
Sprayer, pull-type, 800-900 gallon tank, 90-100' boom, new	57,415.39	56,696.11	58,295.77	61,680.38	61,693.33	61,297.76
Round Baler, pull-type, P.T.O. driven, 5'x6' hard core bale, new	45,906.43	46,893.90	47,265.15	48,395.33	48,447.38	48,778.57
Double Disc, heavy duty tandem, 19-21', 22" blades, new	44,394.36	44,667.44	44,637.98	44,793.81	44,696.11	46,421.73
3/4 Ton Truck, V-8, 5.4L or 5.9L engine, 4X4, 4 speed automatic transmission, new	39,598.85	39,587.11	40,389.67	40,408.32	40,868.32	41,119.14
Calf-starter Ration, pellets, 13-20%, bagged, 25 kg *	14.71	14.51	14.52	14.44	14.36	14.41
Dairy Supplement, pellets, 32%, bagged, 25 kg *	20.05	20.17	20.22	20.32	20.57	20.37
Feedlot Supplement, pellets, 32%, (excluding Ionophore), bagged, 25 kg *	13.65	13.77	14.16	14.41	14.15	13.76
Hog Grower Ration, pellets, 15-17%, bagged, 25 kg *	12.85	12.78	12.57	12.60	12.43	12.38
Swine Supplement, pellets, 35-40%, bagged, 25 kg *	21.25	20.92	21.15	20.80	21.21	21.35
Broiler Grower Complete Feed, 18-20%, bagged, 25 kg *	13.38	13.46	13.18	12.74	12.59	12.44
Cattle Mineral, salt-free, 18% Phosphorus & 18% Calcium, 20 kg *	27.80	27.76	28.14	28.09	28.15	28.11
Feed Barley, No. 1, non-board, farm gate, bushel	3.13	2.89	3.10	3.33	3.66	3.59
Feed Wheat, No. 1, non-board, farm gate, bushel	4.04	3.87	4.32	4.38	4.65	4.51
Feed Oats, good quality, non-board, farm gate, bushel **	2.48	2.35	2.48	2.47	2.52	2.52
Hay, good quality, over 50% Alfalfa, farm gate, ton	74.95	83.55	89.44	87.68	82.42	78.67
Fertilizer, 46-0-0, Urea, bulk, tonne	559.57	679.00	702.50	721.00	736.33	747.80
Fertilizer, 11-51-0, bulk, tonne	679.05	720.05	745.10	751.81	794.67	802.25
Fertilizer, 82-0-0, Anhydrous Ammonia, full service with applicator, bulk, tonne	932.59	1,010.81	1,099.00	1,129.17	1,136.72	1,154.29
Refine S6, granular, 486 gram *	269.79	270.69	271.24	271.39	279.69	283.64
Assert 300 SC, liquid, 10.8 litre	248.28	249.92	238.00	231.80	206.52	210.65
Roundup WeatherMAX, liquid, 10 litre	64.40	64.56	65.01	67.22	72.40	76.38
Penicillin, Procaine Penicillin G, injectable, short-acting, 300 mg/ml, 250 ml	16.21	16.23	16.11	16.05	16.21	16.31
Vitamin AD with E, injectable, IU/cc: A:500,000 D:75,000 E:50, 250 ml	27.09	27.00	27.08	27.09	27.34	27.33
Seed, Wheat, Certified No. 1, bulk, 100 kg	54.69	51.30	49.29	47.83	46.29	45.90
Seed, Barley, Certified No. 1, bulk, 100 kg	43.57	42.08	41.93	41.14	39.91	40.07
Seed, Roundup Ready Herbicide Tolerant Canola, Certified No. 1, treated, not including TUA, bagged, 22.7 kg **	474.87	475.73	480.80	467.07	475.92	464.84
Seed, Liberty Link Herbicide Tolerant Canola, Certified No. 1, treated, not including TUA, bagged, 22.7 kg **	564.66	572.30	595.45	587.20	590.21	591.84
Purple Gasoline, regular unleaded, marked farm fuel, 100 litres	97.52	99.33	105.03	106.84	111.26	110.68
Diesel Fuel, marked farm fuel, (provincial allowance deducted), 100 litres	111.05	113.17	117.15	113.23	117.49	112.22
Propane, liquefied, bulk, 100 litres	61.68	72.46	64.63	63.24	60.87	61.46
Natural gas, excluding service or delivery charge, provincial rebate deducted where applicable, GJ	3.92	4.69	8.64	5.23	4.35	3.51
Electricity, farm use, (excluding service or delivery charge), 100 kwh	8.62	7.61	7.55	7.38	7.54	5.84
Oil, for diesel engines, 15W-40, (environmental tax included), 5 litre *	20.63	20.74	20.87	19.94	20.50	20.66

* Specification changed as of January 2012 ** New input as of January 2012

Note: The prices reported are simple averages for the province and are based on a survey conducted in the first week of each month.

Source: Alberta Agriculture and Rural Development, Economics and Competitiveness Division, Statistics and Data Development Branch

Table 2 (Cont'd) - Average Monthly Farm Input Prices for Alberta (\$) - July to December - 2014

FARM INPUT ITEMS	Jul 2014	Aug 2014	Sep 2014	Oct 2014	Nov 2014	Dec 2014
Construction Grade Lumber, 2x6, spruce, M	534.28	571.54	552.70	550.58	553.68	554.82
Rough Grade Lumber, 2x8, spruce, M	566.54	566.95	563.60	560.41	551.64	550.88
Sheathing, plywood, spruce, un-sanded, 9.6 mm, 4' x 8' sheet	16.01	16.93	17.86	17.33	17.84	17.89
Fence Posts, standard grade, treated, 3-4" diameter, 7' length	4.63	4.69	5.14	5.01	5.10	5.15
Ready-Mix Concrete, 20 mpa strength, cubic metre	216.19	219.57	218.54	218.41	223.62	225.59
Nails, standard grade, 4" spiral, 50 lb box	74.19	75.07	73.44	73.67	73.02	72.73
Pipe, plastic, 1" diameter, 75 psi, 100' coil	58.51	58.54	57.53	57.66	57.22	57.73
Rods, steel reinforcing, 10 mm, 6 metre length	6.51	6.52	6.51	6.28	6.28	6.27
Barbed Wire, 12 gauge, double strand, 40 kg, 80 rod spool	66.28	66.99	66.89	66.06	66.69	66.56
Grain Bin, hopper bottom included, 4,000 bushel capacity, each *	14,729.66	15,107.84	15,194.41	15,109.36	15,362.41	15,324.36
Truck Tires, 1st line, blackwall, LT285-70R-17 Radial, enviro tax included, each	293.25	293.14	291.43	292.29	295.36	287.34
Storage Battery, 12 volt, 24 series, 525 cranking amp, each	97.28	97.91	98.83	98.35	100.16	100.17
V-Belt - Implement, 1/2" x 70", fibre, each	12.87	13.26	13.29	12.95	13.43	13.48
Antifreeze, ethylene glycol, anti-corrosion, 4 litre	15.11	15.05	15.59	15.21	15.15	14.86
Mechanical Repairs, for farm machinery, shop & labour, per hour	115.95	117.27	115.82	116.91	117.14	117.02
Baler Twine, plastic, for round baler, 28,000 ft, bale	31.43	31.50	31.61	31.52	31.97	31.25
General Farm Labour, full-time, without board, per month	3,131.50	3,174.00	3,167.00	3,261.50	3,199.00	3,214.21
Tractor, FWD, 105-130 hp, 6 cylinder diesel, 12-24 spd trans., new	114,512.53	115,171.62	116,393.09	117,617.95	118,061.99	119,981.50
Tractor, 4WD, 325-375 hp, 6-8 cylinder diesel, 12-18 spd trans., new	297,326.96	298,001.51	299,525.49	300,563.95	305,560.46	309,921.19
Combine, self propelled, diesel, 323-374 hp, twin, cross or axial rotary, new*	375,079.70	375,354.74	377,591.19	380,387.44	378,005.30	375,266.29
Air Drill, 40-42', with packer wheels, 325 bu, 3 compartment tank, no variable rate,	231,571.68	233,666.38	240,661.12	240,702.12	242,019.57	249,064.71
Sprayer, pull-type, 800-900 gallon tank, 90-100' boom, new	64,442.76	64,478.05	63,637.20	63,651.25	63,973.94	63,897.41
Round Baler, pull-type, P.T.O. driven, 5' x 6' hard core bale, new	49,273.41	49,509.82	50,091.63	50,132.54	49,386.56	50,296.54
Double Disc, heavy duty tandem, 19-21', 22" blades, new	47,446.40	47,594.15	48,233.55	48,668.70	48,245.78	49,048.23
3/4 Ton Truck, V-8, 5.4L or 5.9L engine, 4X4, 4 speed automatic transmission, new	40,704.64	40,953.32	41,119.18	41,190.23	40,940.23	40,874.27
Calf-starter Ration, pellets, 13-20%, bagged, 25 kg *	14.06	14.22	14.44	14.15	14.14	14.21
Dairy Supplement, pellets, 32%, bagged, 25 kg *	20.50	20.12	18.81	18.86	18.77	18.92
Feedlot Supplement, pellets, 32%, (excluding Ionophore), bagged, 25 kg *	14.42	14.27	14.66	14.66	15.06	15.15
Hog Grower Ration, pellets, 15-17%, bagged, 25 kg *	13.98	13.77	14.83	14.83	15.02	15.18
Swine Supplement, pellets, 35-40%, bagged, 25 kg *	20.86	20.86	20.67	20.25	20.27	20.51
Broiler Grower Complete Feed, 18-20%, bagged, 25 kg *	15.25	15.01	15.46	15.90	16.57	16.59
Cattle Mineral, salt-free, 18% Phosphorus & 18% Calcium, 20 kg *	27.80	28.04	28.41	28.53	28.68	28.74
Feed Barley, No. 1, non-board, farm gate, bushel	3.44	3.64	3.46	3.21	3.47	3.60
Feed Wheat, No. 1, non-board, farm gate, bushel	4.46	4.71	4.29	4.35	4.32	4.44
Feed Oats, good quality, non-board, farm gate, bushel **	2.30	2.52	2.52	2.50	2.53	2.54
Hay, good quality, over 50% Alfalfa, farm gate, ton	83.55	87.60	93.45	85.38	89.61	90.42
Fertilizer, 46-0-0, Urea, bulk, tonne	650.91	622.50	589.86	591.41	572.32	562.42
Fertilizer, 11-51-0, bulk, tonne	794.71	769.00	770.64	768.14	763.18	771.42
Fertilizer, 82-0-0, Anhydrous Ammonia, full service with applicator, bulk, tonne	1,080.39	1,045.44	1,008.06	990.28	965.94	962.53
Refine S6, granular, 486 gram *	275.52	275.43	276.88	275.29	274.03	274.45
Assert 300 SC, liquid, 10.8 litre	220.78	221.71	224.20	224.45	225.14	227.31
Roundup WeatherMAX, liquid, 10 litre	74.58	74.67	75.00	73.99	72.47	73.24
Penicillin, Procaine Penicillin G, injectable, short-acting, 300 mg/ml, 250 ml	18.10	19.62	19.94	20.07	20.13	20.40
Vitamin AD with E, injectable, IU/cc: A:500,000 D:75,000 E:50, 250 ml	27.73	27.98	27.81	26.96	26.82	26.72
Seed, Wheat, Certified No. 1, bulk, 100 kg	49.11	49.27	50.27	49.87	50.85	51.28
Seed, Barley, Certified No. 1, bulk, 100 kg	40.21	39.61	39.88	39.45	38.88	37.46
Seed, Roundup Ready Herbicide Tolerant Canola, Certified No. 1, treated, not including TUA, bagged, 22.7 kg **	456.28	459.64	465.53	474.26	469.37	465.62
Seed, Liberty Link Herbicide Tolerant Canola, Certified No. 1, treated, not including TUA, bagged, 22.7 kg **	596.90	596.52	595.52	599.57	595.38	593.50
Purple Gasoline, regular unleaded, marked farm fuel, 100 litres	109.03	108.71	106.18	100.75	92.73	84.35
Diesel Fuel, marked farm fuel, (provincial allowance deducted), 100 litres	110.27	109.93	107.93	103.49	108.59	105.28
Propane, liquefied, bulk, 100 litres	68.25	66.92	71.95	68.52	70.32	68.91
Natural gas, excluding service or delivery charge, provincial rebate deducted where applicable, GJ	4.78	3.79	3.91	4.27	3.81	4.23
Electricity, farm use, (excluding service or delivery charge), 100 kwh	7.61	8.21	8.14	8.52	6.67	7.37
Oil, for diesel engines, 15W-40, (environmental tax included), 5 litre *	20.77	20.16	20.13	20.42	20.75	20.14

* Specification changed as of January 2012 ** New input as of January 2012

Note: The prices reported are simple averages for the province and are based on a survey conducted in the first week of each month.

Source: Alberta Agriculture and Rural Development, Economics and Competitiveness Division, Statistics and Data Development Branch

Table 3 - Average Annual Farm Input Prices for Alberta (\$) - 2013 and 2014

FARM INPUT ITEMS	2013	2014	2014/2013 Per Cent Change
Construction Grade Lumber, 2x6, spruce, M	500.08	543.24	8.6
Rough Grade Lumber, 2x8, spruce, M	554.52	562.93	1.5
Sheathing, plywood, spruce, un-sanded, 9.6 mm, 4'x8' sheet	16.10	16.80	4.4
Fence Posts, standard grade, treated, 3-4" diameter, 7' length	4.21	4.69	11.4
Ready-Mix Concrete, 20 mpa strength, cubic metre	212.96	215.76	1.3
Nails, standard grade, 4" spiral, 50 lb box	75.81	75.49	-0.4
Pipe, plastic, 1" diameter, 75 psi, 100' coil	55.15	56.65	2.7
Rods, steel reinforcing, 10 mm, 6 metre length	6.38	6.54	2.4
Barbed Wire, 12 gauge, double strand, 40 kg, 80 rod spool	66.71	66.71	0.0
Grain Bin, hopper bottom included, 4,000 bushel capacity, each *	13,749.74	14,856.09	8.0
Truck Tires, 1st line, blackwall, LT285-70R-17 Radial, environmental tax included, each	294.86	291.63	-1.1
Storage Battery, 12 volt, 24 series, 525 cranking amp, each	98.78	98.22	-0.6
V-Belt - Implement, 1/2" x 70", fibre, each	13.19	13.03	-1.2
Antifreeze, ethylene glycol, anti-corrision, 4 litre	14.22	14.90	4.8
Mechanical Repairs, for farm machinery, shop & labour, per hour	108.20	115.07	6.3
Baler Twine, plastic, for round baler, 28,000 ft, bale	31.95	31.59	-1.1
General Farm Labour, full-time, without board, per month	3,020.95	3,151.42	4.3
Tractor, FWD, 105-130 hp, 6 cylinder diesel, 12-24 spd trans., new, each	109,094.40	115,563.07	5.9
Tractor, 4WD, 325-375 hp, 6-8 cylinder diesel, 12-18 spd trans., new, each	276,472.37	292,790.11	5.9
Combine, self propelled, diesel, 323-374 hp, twin, cross or axial rotary, new, each *	338,543.03	368,057.98	8.7
Air Drill, 40-42', with packer wheels, 325 bushel, 3 compartment tank, no variable rate, new, each *	196,672.98	226,517.00	15.2
Sprayer, pull-type, 800-900 gallon tank, 90-100' boom, new, each	56,652.17	61,763.28	9.0
Round Baler, pull-type, P.T.O. driven, 5'x6' hard core bale, new, each	45,249.05	48,698.10	7.6
Double Disc, heavy duty tandem, 19-21', 22" blades, new, each	43,994.46	46,570.69	5.9
3/4 Ton Truck, V-8, 5.4L or 5.9L engine, 4X4, 4 speed automatic transmission, new, each	40,325.40	40,646.11	0.8
Calf-starter Ration, pellets, 13-20%, bagged, 25 kg *	15.34	14.35	-6.5
Dairy Supplement, pellets, 32%, bagged, 25 kg *	19.48	19.81	1.7
Feedlot Supplement, pellets, 32%, (excluding Ionophore), bagged, 25 kg *	13.14	14.34	9.1
Hog Grower Ration, pellets, 15-17%, bagged, 25 kg *	13.76	13.60	-1.1
Swine Supplement, pellets, 35-40%, bagged, 25 kg *	21.50	20.84	-3.1
Broiler Grower Complete Feed, 18-20%, bagged, 25 kg *	13.07	14.38	10.0
Cattle Mineral, salt-free, 18% Phosphorus & 18% Calcium, 20 kg *	28.05	28.19	0.5
Feed Barley, No. 1, non-board, farm gate, bushel	4.81	3.38	-29.8
Feed Wheat, No. 1, non-board, farm gate, bushel	6.28	4.36	-30.5
Feed Oats, good quality, non-board, farm gate, bushel **	2.78	2.48	-10.9
Hay, good quality, over 50% Alfalfa, farm gate, ton	70.68	85.56	21.0
Fertilizer, 46-0-0, Urea, bulk, tonne	586.15	644.64	10.0
Fertilizer, 11-51-0, bulk, tonne	695.09	760.83	9.5
Fertilizer, 82-0-0, Anhydrous Ammonia, full service with applicator, bulk, tonne	1,019.31	1,042.94	2.3
Refine SG, granular, 486 gram *	269.75	274.84	1.9
Assert 300 SC, liquid, 10.8 litre	243.90	227.40	-6.8
Roundup WeatherMAX, liquid, 10 litre	64.33	71.16	10.6
Penicillin, Procaine Penicillin G, injectable, short-acting, 300 mg/ml, 250 ml	16.11	17.95	11.4
Vitamin AD with E, injectable, IU/cc: A:500,000 D:75,000 E:50, 250 ml	27.43	27.25	-0.7
Seed, Wheat, Certified No. 1, bulk, 100 kg	54.46	49.66	-8.8
Seed, Barley, Certified No. 1, bulk, 100 kg	42.33	40.35	-4.7
Seed, Roundup Ready Herbicide Tolerant Canola, Certified No. 1, treated, not including TUA, bagged, 22.7 kg **	436.52	469.16	7.5
Seed, Liberty Link Herbicide Tolerant Canola, Certified No. 1, treated, not including TUA, bagged, 22.7 kg **	568.61	589.92	3.7
Purple Gasoline, regular unleaded, marked farm fuel, 100 litres	100.95	102.70	1.7
Diesel Fuel, marked farm fuel, (provincial allowance deducted), 100 litres	101.90	110.82	8.7
Propane, liquefied, bulk, 100 litres	54.12	66.60	23.1
Natural Gas, (excluding service or delivery charge), GJ	3.32	4.59	38.3
Electricity, farm use, (excluding service or delivery charge), 100 kwh	8.67	7.59	-12.5
Oil, for diesel engines, 15W-40, (environmental tax included), 5 litre *	20.14	20.48	1.7

(r) - Revised

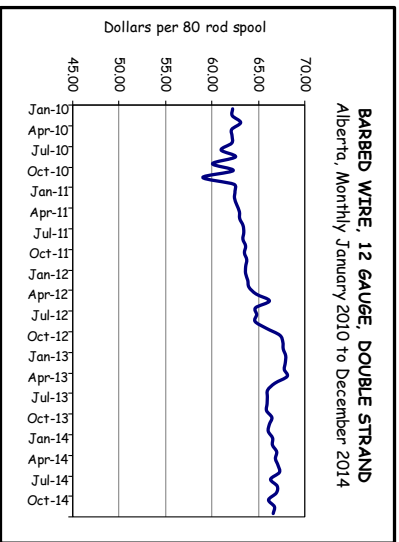
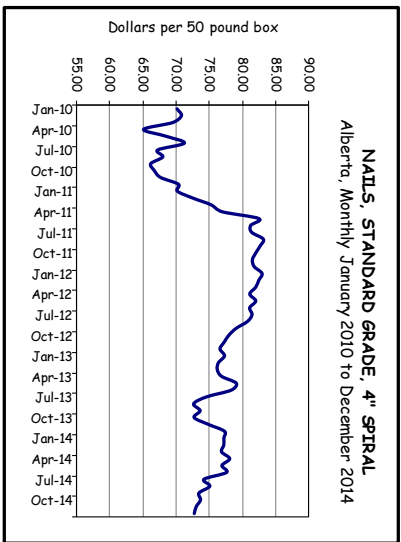
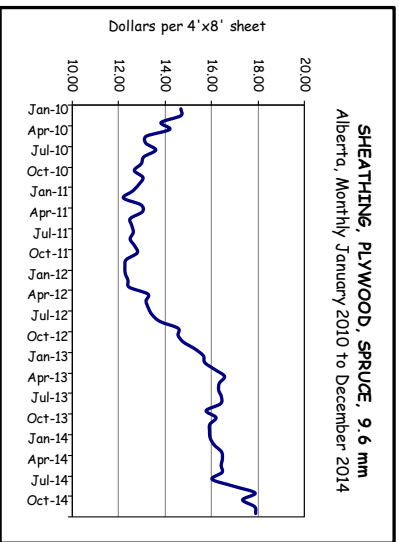
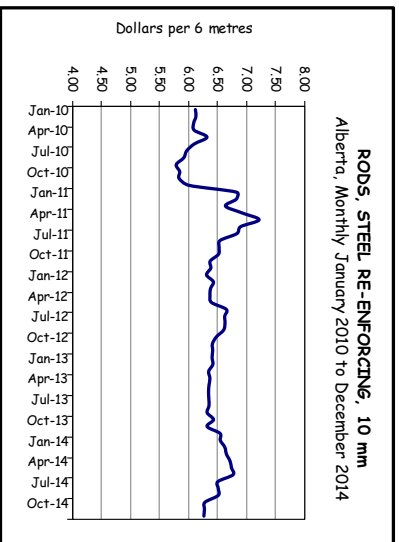
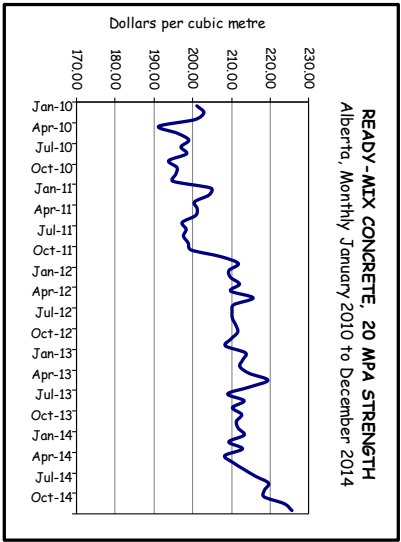
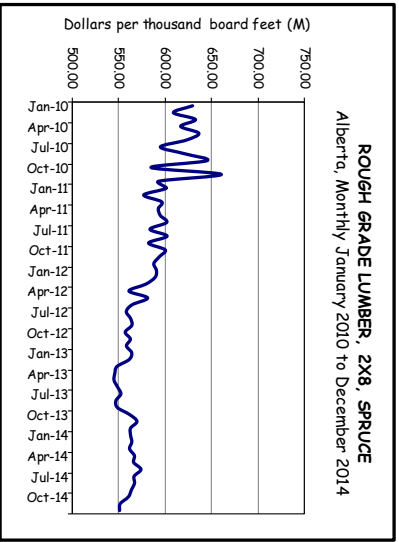
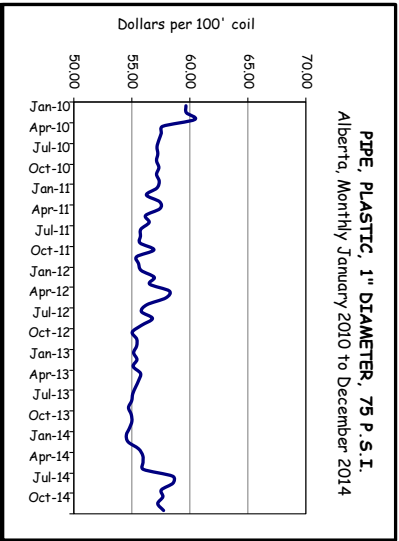
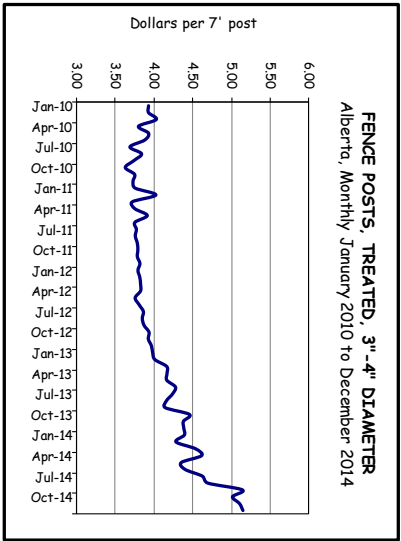
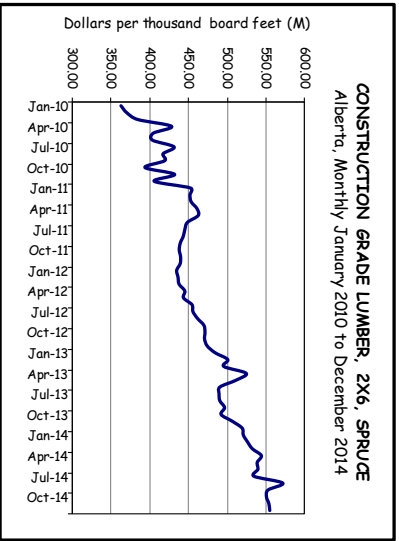
* Specification changed as of January 2012

** New input as of January 2012

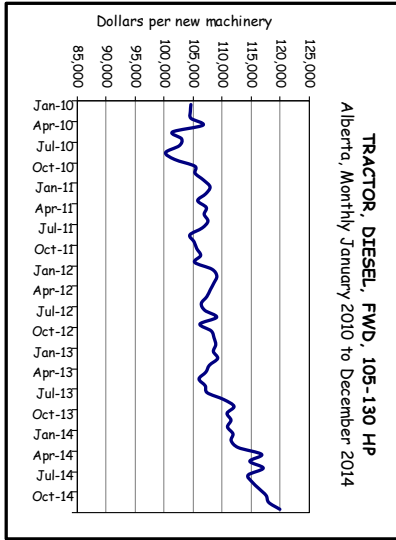
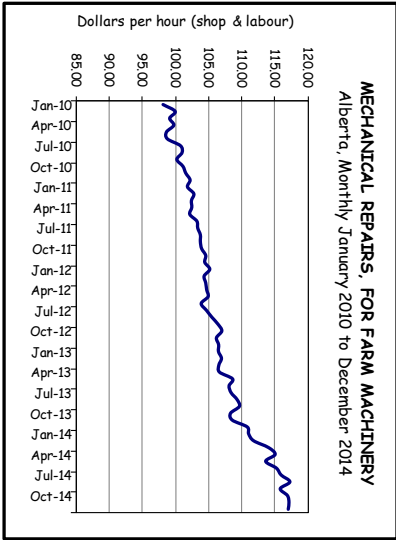
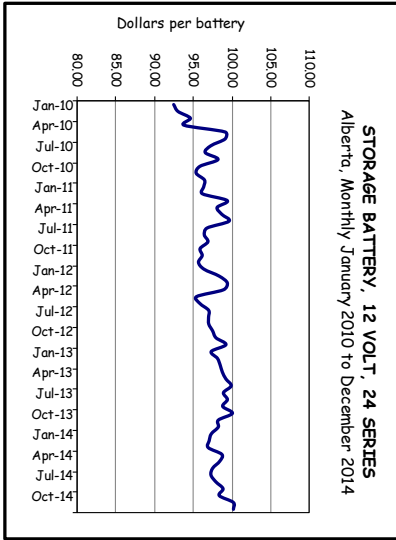
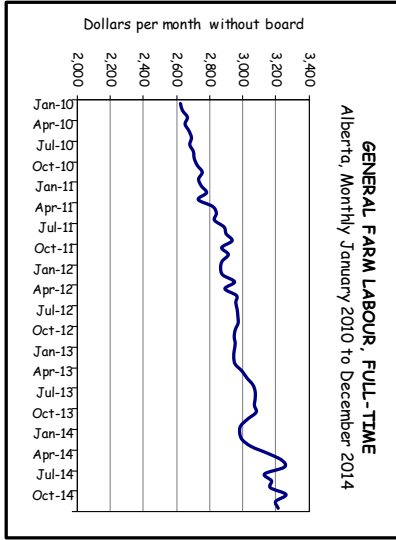
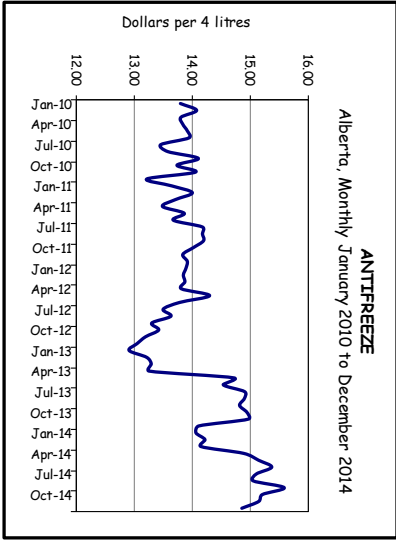
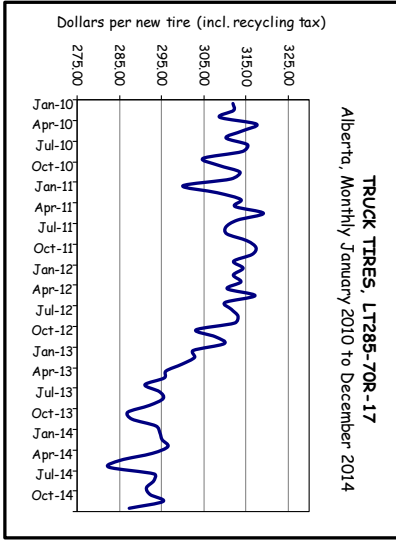
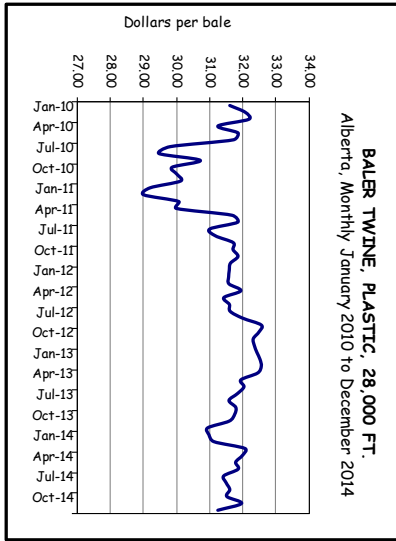
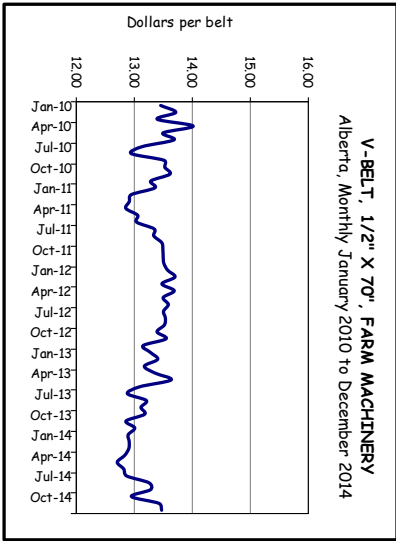
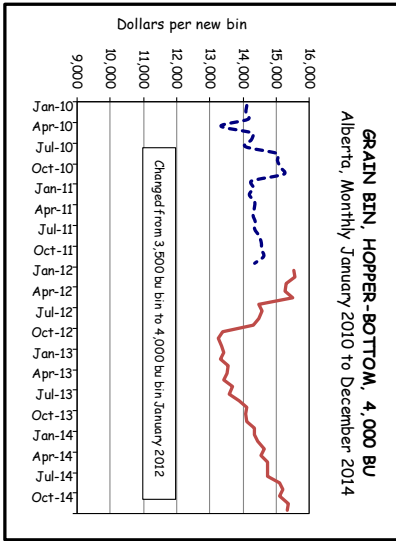
Note: The prices reported are simple averages for the province and are based on a survey conducted in the first week of each month.

Source: Alberta Agriculture and Rural Development, Economics and Competitiveness Division, Statistics and Data Development Branch

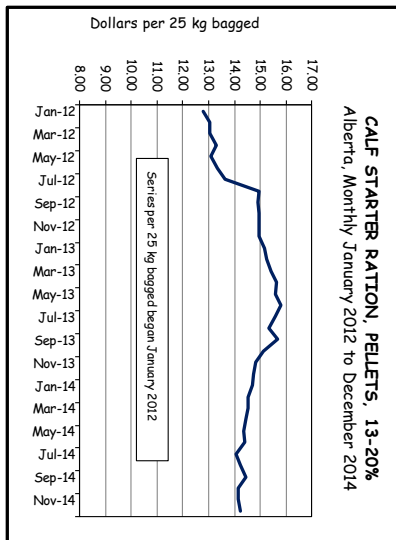
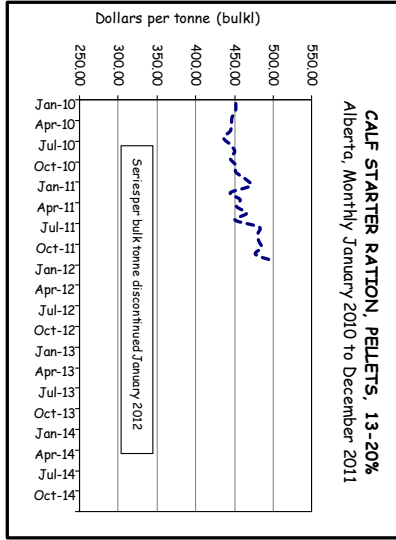
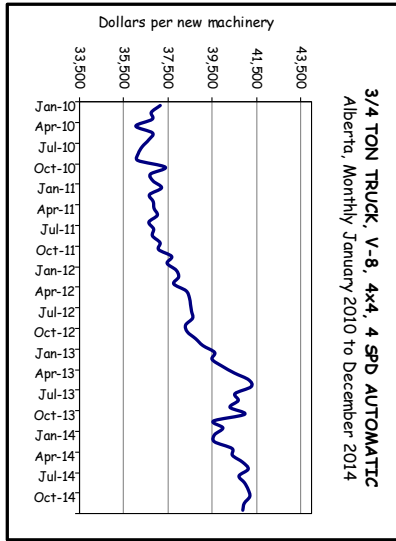
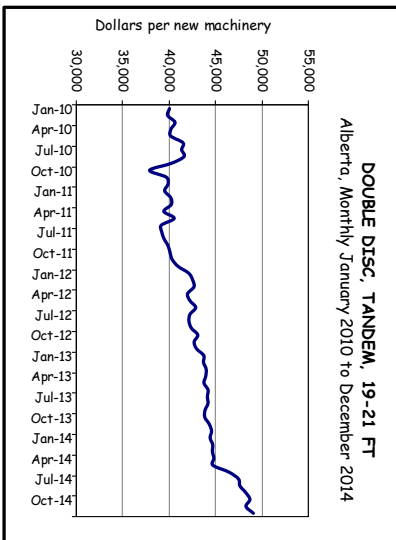
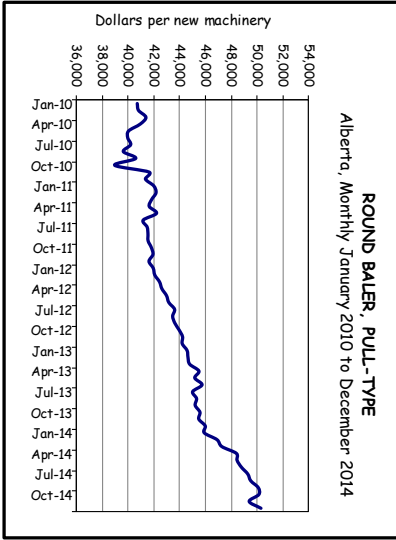
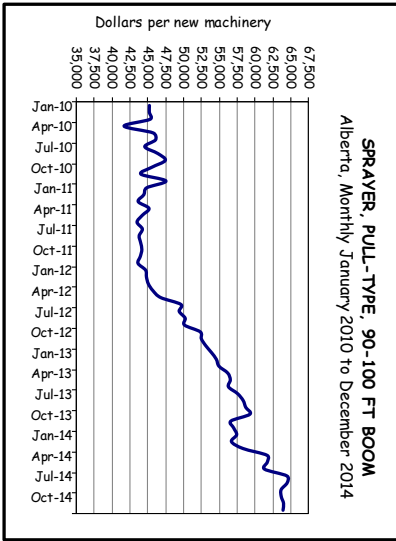
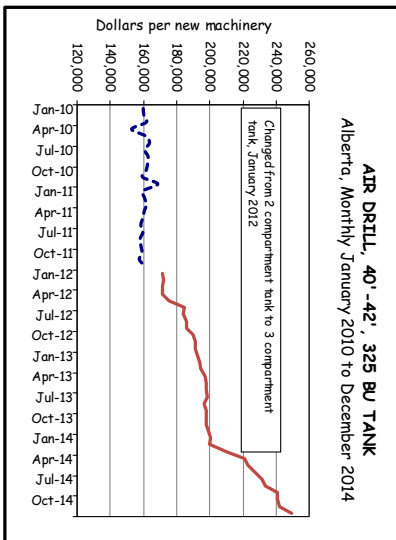
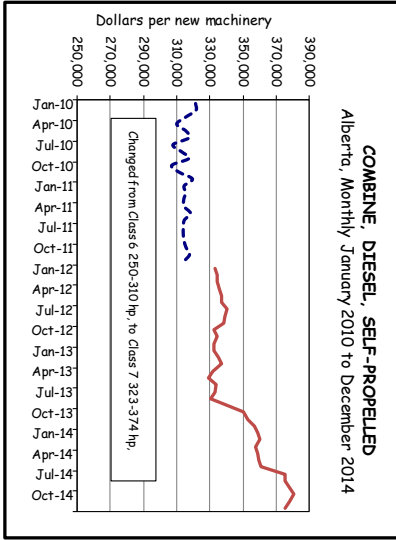
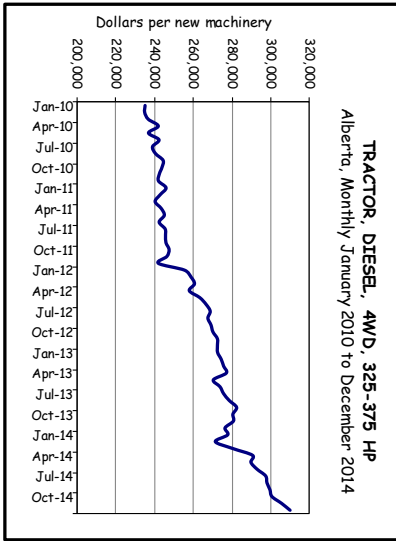
Average Monthly Farm Input Prices for Alberta - 2010 - 2014



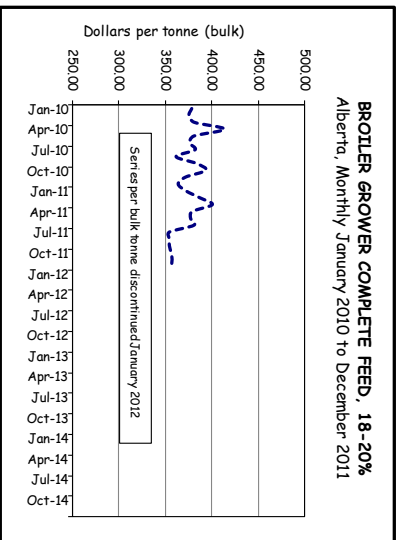
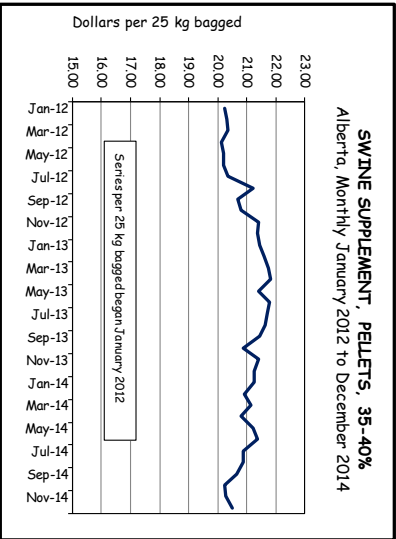
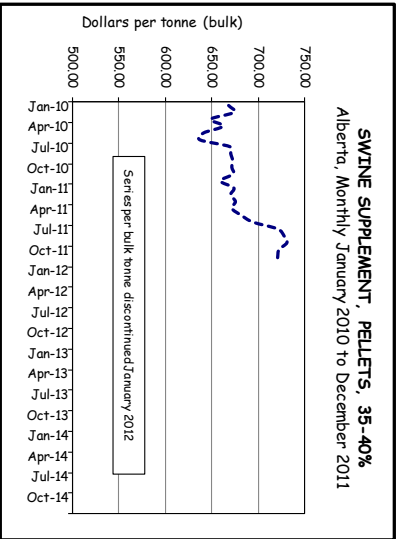
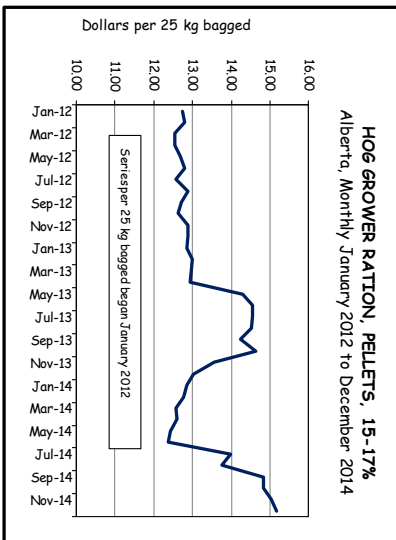
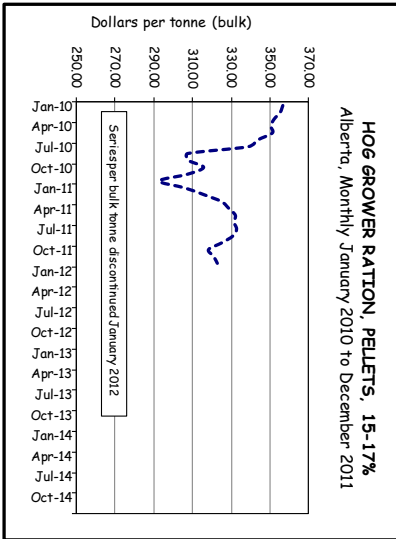
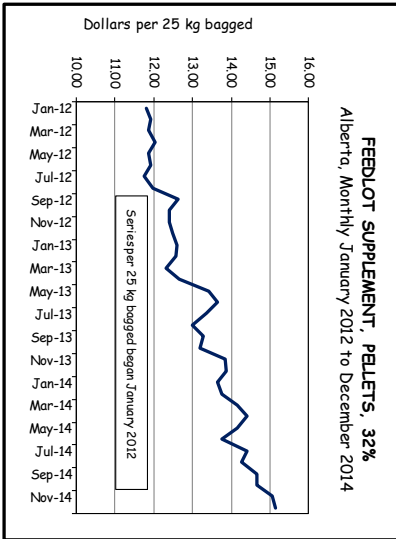
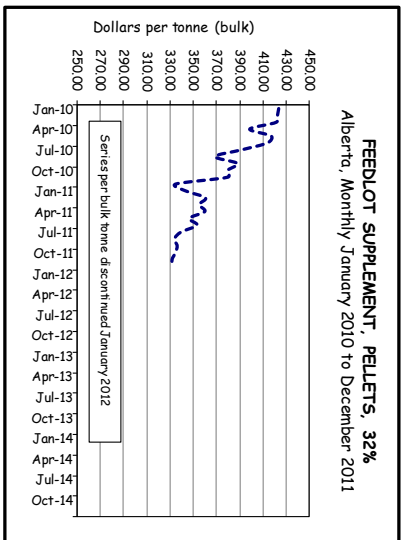
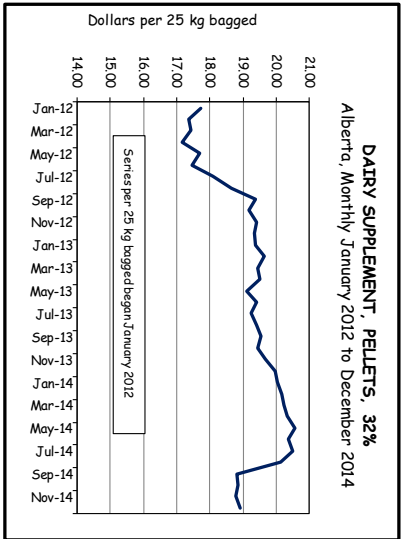
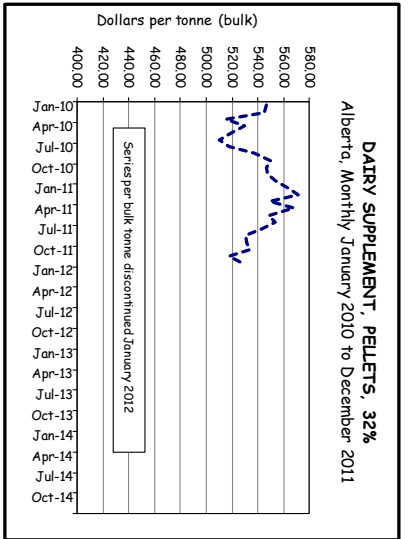
Average Monthly Farm Input Prices for Alberta - 2010 - 2014



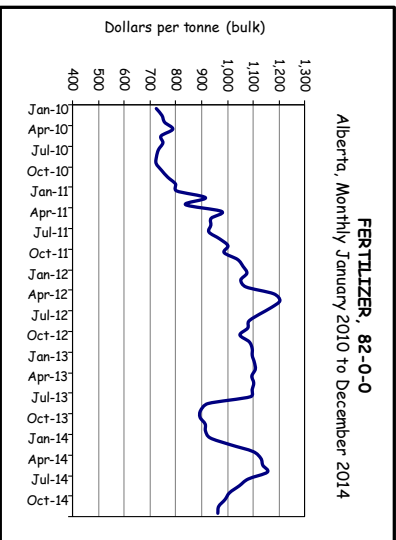
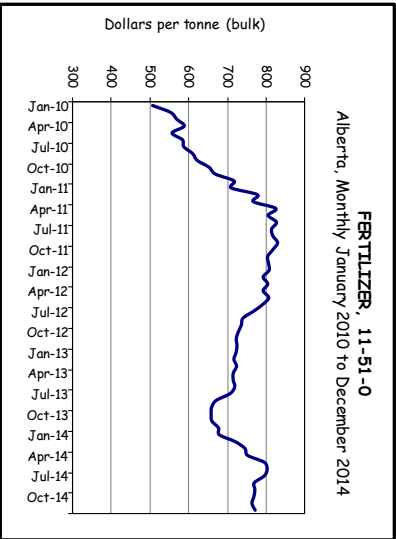
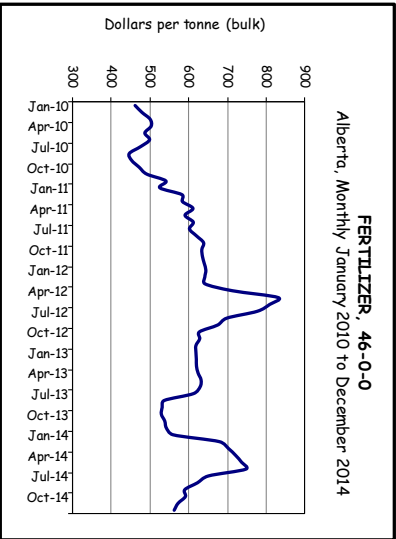
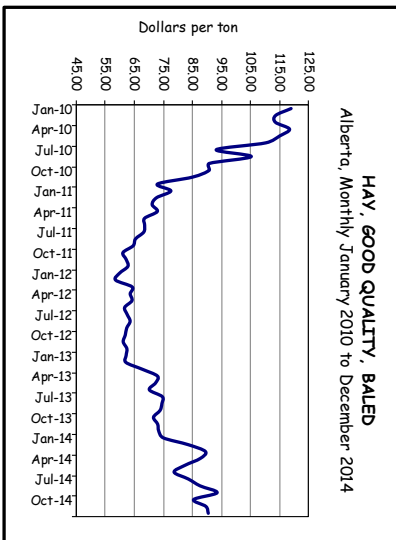
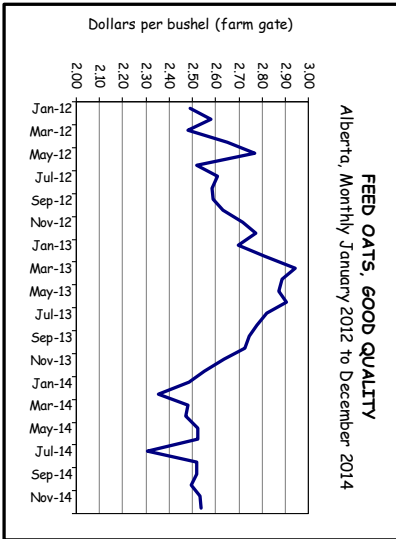
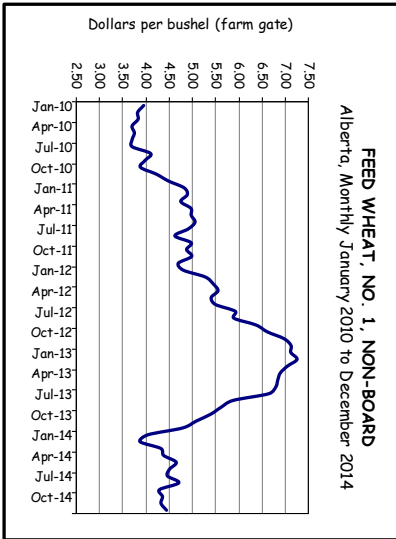
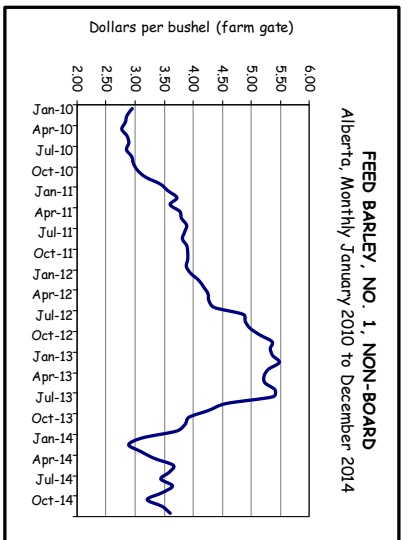
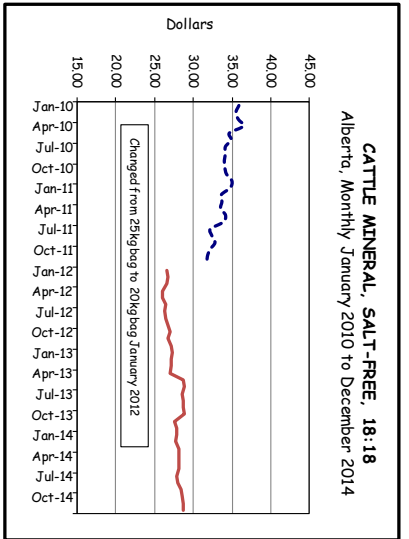
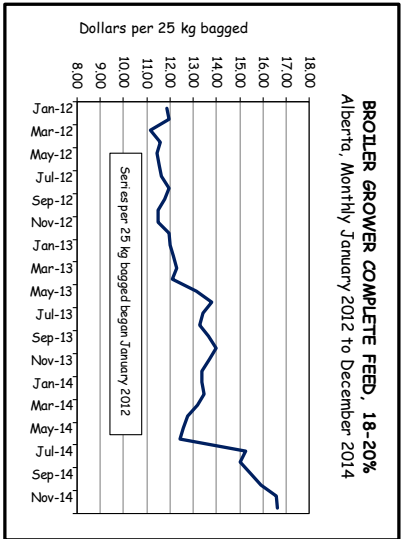
Average Monthly Farm Input Prices for Alberta - 2010 - 2014



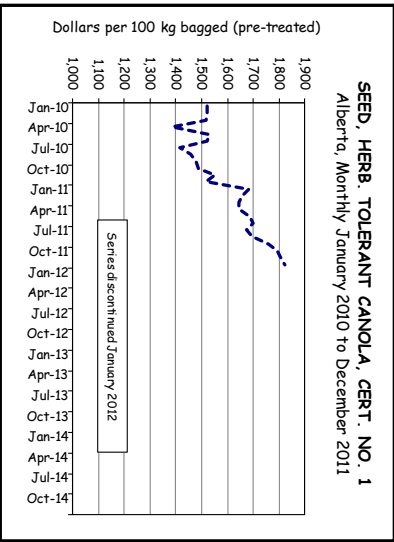
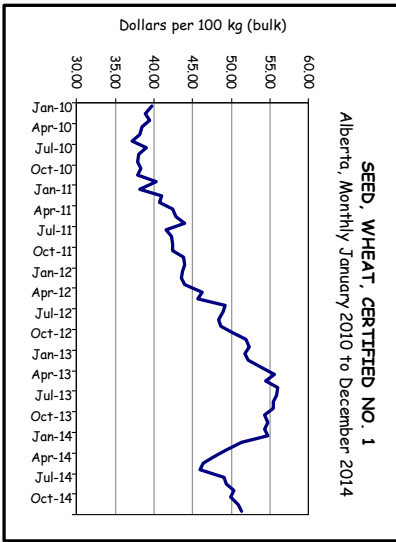
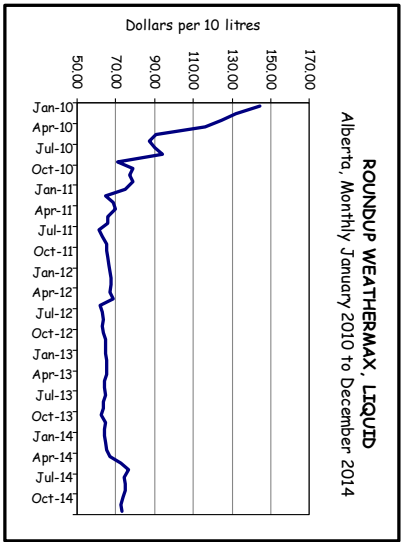
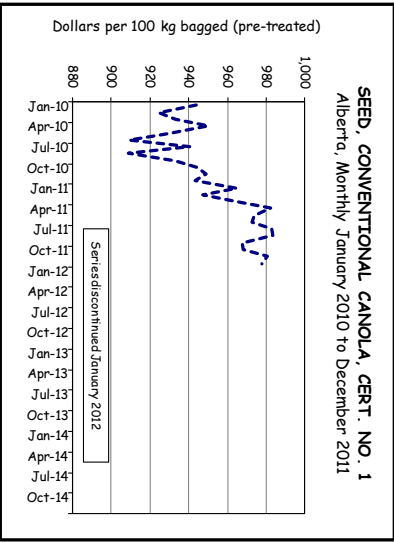
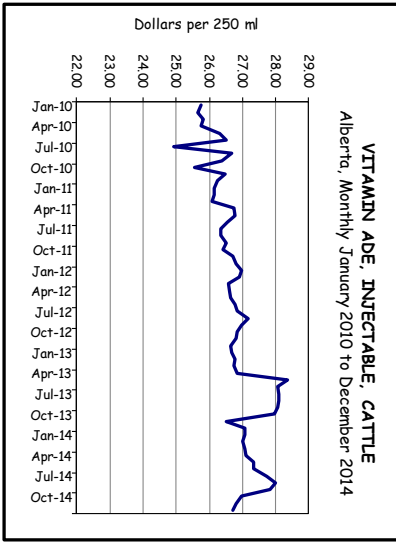
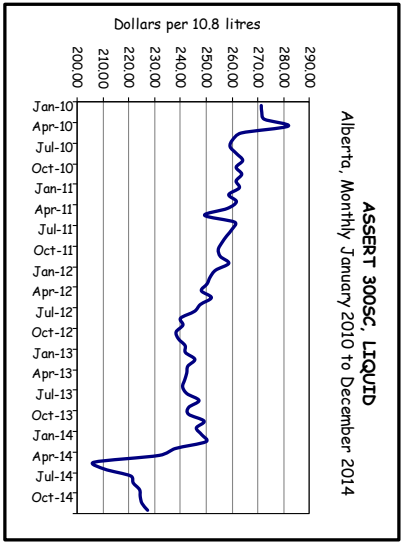
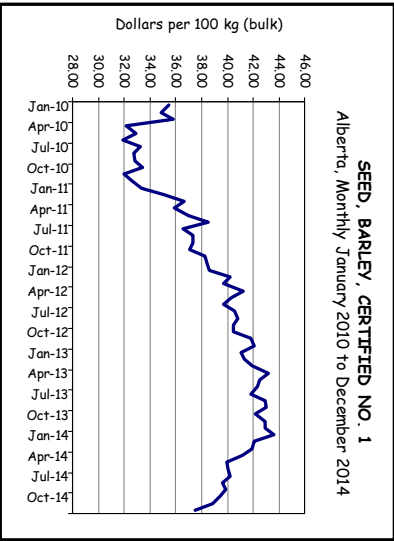
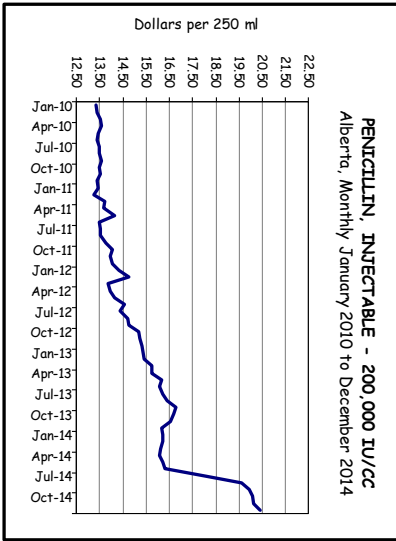
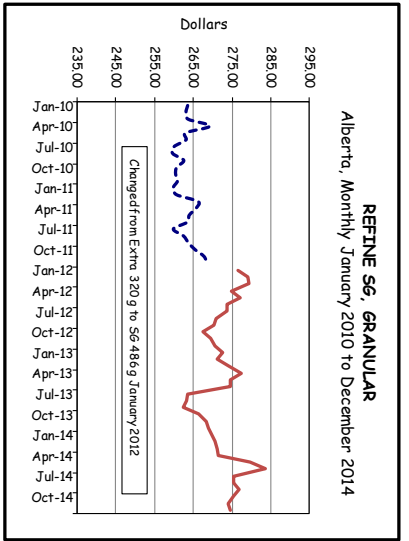
Average Monthly Farm Input Prices for Alberta - 2010 - 2014



Average Monthly Farm Input Prices for Alberta - 2010 - 2014



Average Monthly Farm Input Prices for Alberta - 2010 - 2014



Average Monthly Farm Input Prices for Alberta - 2010 - 2014

